



2020
PERFORMANCE
PARTS & EQUIPMENT

RACING • HOT ROD • STREET • OFF-ROAD



Steve Smith Photo: RW Motorsports



SPECIALTY ITEMS FOR THE SHOP, TRAILER & TRACK!



Cordless Rivet Gun
ALL18212



Non-Wing Aluminum Birdcages
ALL55044 (Left), ALL55046 (Right)



Aluminum Pit Jacks
ALL10422 (3-Pump Red),
ALL10425 (6-Pump Silver)



Oil Filter Cutter
ALL10538

GM Metric Trailing Arms
ALL57820 (Upper),
ALL57822 (Lower)



Kyle Cummins Photo: Marcus Berglund

269-463-8000
www.allstarperformance.com



AVAILABLE AT PERFORMANCE PARTS DEALERS WORLDWIDE

**New
Products
Pg. 3-7!**



Look to Allstar Performance for constant innovation, with many new parts added to our lineup each year, many due to customer demand. The 2020 Allstar Performance catalog includes a wide selection of

parts, tools, and supplies, all designed to meet the needs of motorsports professionals and enthusiasts alike.

Dirt, pavement, or workshop – Allstar Performance has what it takes to ensure success with any project.

Contents

New Products	3-7	Hub Bearings & Seals	143-144
Air Cleaners & Accessories	8-11	Rear Ends & Axles	145-155
Body	12-23	Safety/Driver Equipment	156-161
Brake	24-37	Sprint Car Components	162-176
Bumpers & Noses	38-42	Steering	177-185
Chassis	43-59	Suspension	186-217
Chemicals	60-63	Tools & Pit Equipment	218-249
Cooling	64-74	Transmission Components	250-253
Electrical, Gauges & Ignition	75-89	Wheel & Tire Accessories	254-261
Engine	90-103	Apparel & Display Material	262-264
Fasteners	104-119	Numerical Index	265-287
Fittings & Hoses	120-133	Product Index	288-294
Fuel System Components	134-142	Terms & Conditions	296

ALLSTAR PERFORMANCE Employee R&D Team

As you can see here, we are hard-core performance enthusiasts. We not only stand behind our products, we use them!



Steve & Doug Needles



Bob Baldwin



Eddie Smith (son Trey)



Bryan Postelli



Jon Beach



Bob Martin



Rich Farnsworth



Mike Jordan (son Josh)



Roger Chapman



Brandon Zachary



Curt Spalding



Kyle Hemenway




Craig Mullauer



Greg Strom




Caleb Mullauer



Jim Kaekel, Jr



Scott Wahlstrom



Tom Rutherford



Joe Petlick



Joe Coombs



George Lane

Offset Air Cleaner Stud [ALL26053](#)

Page 9



Do-It-Yourself Dirt Skirtz Kit

[ALL23308](#)

Page 23



Dragster Scoop Trays

[ALL23266](#) & [ALL23267](#)

Page 11, 20



Hybrid Brake Rotor [ALL42094](#)

Page 24



Hood Scoops

NEW DESIGN!

[ALL23230](#) - [ALL23249](#)

Page 11, 20



Distribution Block With Proportioning Valve And Brake Light Switch [ALL48037](#)

Page 30



Sharpie Markers

[ALL12072](#) & [ALL12073](#)

Page 12, 240



Bleeder Tool [ALL41043](#)

Page 30



Body Roller [ALL23102](#)

Page 12



Aluminum ABC Template Front Bumper

[ALL22350](#)


Page 39



Sheet Plastic

[ALL22231](#) & [ALL22232](#)

Page 14, 42



Universal Mini Stock Front Bumper

[ALL22328](#) & [ALL22329](#)

Page 39



Reinforced Aluminum Angle, 120° [ALL23140](#) - [ALL23142-5](#)

Page 15, 47



Camaro SS Short Track Nosepieces

[ALL23045](#) - [ALL23048](#)

Page 41



Aluminum Rectangular Tubing

[ALL22258-4](#) - [ALL22258-12](#)

Page 16, 47



Camaro SS Decal Kit

[ALL23044](#)

Page 41



Template Body Greenhouse Cover

[ALL23301](#)

Page 19



Camaro SS

Bumper Kit [ALL22322](#)

Page 41



Camaro SS Nose Support
ALL23058

Page 41



LS Electric Water Pump
ALL31122

Page 70



Universal Mini Stock Front Hoops
ALL22652 - ALL22654

Page 46



Inline Thermostat Housing
ALL31160

Page 73



Aluminum Round Tubing
ALL22085-4 - ALL22085-12

Page 47



Buss Bars
ALL76170 - ALL76173

Page 79




Lightweight Lower Spring Cup **ALL56123**

Page 55, 217



LS Coil Mounting Brackets
ALL26212 - ALL26214

Page 88



Metric Upper Trailing Arm Mounts
ALL60059

Page 57, 216



Remote Mount LS Coil Brackets
ALL26216 & ALL26217

Page 88



6.90" Round Tank Brackets
ALL14436 & ALL14437

Page 58

NEW SIZE!



LS Oil Pan Kits
ALL26240 - ALL26245

Page 90



Ultrasonic Cleaners
ALL10640 - ALL10644

Page 60, 235



Chevy Billet Oil Filter Adapter **ALL92020**

Page 91, 132



Multi-Purpose Absorbent
ALL12035

Page 61, 235



Chevy Oil Filter Sandwich Adapter **ALL92022**

Page 91



Chevy Remote Oil Filter Adapter **ALL92025**

Page 91



1/8"NPT To 4AN Tall Fittings

ALL50004 & ALL50021

Page 91



T-30 Torx Head Quick Turn

Fasteners ALL19071 – ALL19078

Page 108



LS Lifter Valley Covers

ALL90106 & ALL90107

Page 93



Plastic Countersunk Bolt Kits

ALL18685 – ALL18689-50

Page 111

NEW COLORS!



Raised Cam Gear Drive Assembly

ALL90100

Page 95, 163



Body Bolts

ALL16550 – ALL16555-50

Page 112



SB Chevy Rubber Valve Cover Gaskets

ALL87215

Page 96



Body Bolt Clips

ALL18564 & ALL18564-50

Page 112

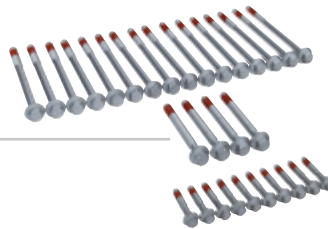
NEW 3/4" Depth!



LS Head Bolt Kits

ALL87004 – ALL87006

Page 98



Plastic Body Bolt Washers

ALL18850 – ALL18854-50

Page 112

NEW COLORS!



Black 1/8" Rivets ALL18193 & ALL18195

Page 106



Plastic Scuff Plates

ALL18435 – ALL18439-25

Page 118

NEW COLORS!



Black 1/8" Multi-Grip Rivets ALL18098

Page 106



Aluminum Fittings ALL49502 – ALL49858

Page 120-121



Black 1/8" Flange Tri-Fold Rivets ALL18099

Page 106



#6 Coated Braided Steel Lines With 90° Aluminum Ends

ALL48466-12 – ALL48466-192

Page 125



Oversized Allen Head Quick Turn Fasteners

ALL19180 & ALL19181

Page 108

NOW IN SILVER!



Full Throttle Non-Restricting Inserts ALL26190

Page 138



Floor Mounted Throttle Pedal Kit ALL54102

Page 141



Steel Radius Rods ALL57188 - ALL57191

Page 172



Custom Housing w/GM Metric Mounts ALL68711

Page 145



Angled Steering Wheel Adapter ALL52325

Page 179



Gear Marking Compound Kit ALL78250

Page 151



Mustang II Spindles With Reamed Lower Ball Joint Hole ALL55990 - ALL55999

Page 184



Pinion Yokes

ALL68375 - ALL68386


Page 153



AMC Pacer Spindles

ALL55960 & ALL55961

Page 184



Billet Quick Change Pinion Yokes

ALL68387 - ALL68388

Page 153



Impala Spindles

ALL55988 & ALL55989

Page 185



Mesh Window Net ALL10294

Page 157

NEW SIZE!



Low Friction Upper Ball Joint ALL56020

Page 186



Bolt-In Lower Seat Mount Brackets ALL98130

Page 158



Caster Kit

ALL11162 - ALL11166

Page 188, 246



Helmet Dryer ALL13018

Page 159



Chevelle Tubular Lower Control Arm Helix Bottom

ALL57814

Page 191

NEW 1" Longer!



Quick Release NHRA Fire Extinguisher Bracket

ALL10513

Page 161

NEW SIZE!



Chevelle Tubular Lower Control Arm Flat Bottom

ALL56328

Page 191

NEW
1" Longer!



Roller Skate Wheel Bump Stops

ALL64510 - ALL64514

Page 197



Adjustable Poly Bump Stop Kit

ALL64505

Page 197



Small Bushing Style Pull Bar (Dual Shaft)

ALL56362


Page 206



Bushing Style Pull Bar (Dual Shaft)

ALL56365

Page 206



Steel Suspension Tubes

ALL57186 & ALL57192

Page 208




NEW SIZES!

All-In-One Engine Lift Plate

ALL10137

Page 226



Masking Tape

ALL14235 - ALL14237

Page 234



Stack Stand Pads

ALL10256

Page 237



Race Car Air Jack Kit w/Dirt Foot

ALL11301

Page 238




Dirt Foot

Pit Mat

ALL10605

Page 238



8" Hook And Loop Sanding Discs

ALL44197 & ALL44198

Page 243, 257



Left Rear Inner Mud Shields

ALL44270 & ALL44271

Page 255



1/4" Aluminum Wheel Spacer

ALL44120


Page 257



4 Lug Steel Wheel Spacer

ALL44200

Page 257



In-Car Memory Tire Temp Gauge

ALL80085

Page 260



Allstar Clock

ALL99968

Page 263



Lightweight 14" Aluminum Air Cleaner Kits

Race and dyno proven air cleaners feature a low profile and free flowing design that creates more power over standard flat air cleaner assemblies. Kits include a high flowing dropped base with matching lid and a sure seal spacer with an integrated O-ring for a positive seal on carburetors with a 5-1/8" neck.

Kits Without Element

These kits are sold without filters. Select plain or black coated finish and the correct height sure seal spacer.



Description	Plain Finish	Black Finish
Kit With 1/2" Sure Seal Spacer	ALL25900	ALL25901
Kit With 1" Sure Seal Spacer	ALL25902	ALL25903
Kit With 1-1/2" Sure Seal Spacer	ALL25904	ALL25905
Kit With 2" Sure Seal Spacer	ALL25906	ALL25907

Kits With Paper Element

Kits include a paper element filter in choice of 3", 3-1/2", 4" or 5" height and a 1" sure seal spacer. Choose from plain or black coated finish lid and base.



Description	Plain Finish	Black Finish
Kit With 3" Paper Element	ALL25910	ALL25911
Kit With 3-1/2" Paper Element	ALL25912	ALL25913
Kit With 4" Paper Element	ALL25914	ALL25915
Kit With 5" Paper Element	ALL25916	ALL25917

Kits With Washable Element

Kits include a pre-oiled washable element filter in choice of 3", 4", 5" or 6" height and a 1" sure seal spacer. Choose from plain or black coated finish lid and base.



Description	Plain Finish	Black Finish
Kit With 3" Washable Element	ALL25920	ALL25921
Kit With 4" Washable Element	ALL25922	ALL25923
Kit With 5" Washable Element	ALL25924	ALL25925
Kit With 6" Washable Element	ALL25926	ALL25927

Individual Components

- ALL25940..... 14" Top Plain
- ALL25941..... 14" Bottom Plain
- ALL25942..... 14" Top Black
- ALL25943..... 14" Bottom Black
- ALL25944..... 1/2" Sure Seal Spacer (places air cleaner base 1-1/8" below carb neck sealing flange)
- ALL25945..... 1" Sure Seal Spacer (places air cleaner base 5/8" below carb neck sealing flange)
- ALL25946..... 1-1/2" Sure Seal Spacer (places air cleaner base 1/8" below carb neck sealing flange)
- ALL25947..... 2" Sure Seal Spacer (places air cleaner base 3/8" above carb neck sealing flange)



ALL25945

14" Aluminum Air Cleaner Kits

Low profile, spun aluminum air cleaner kits have a plain or black finished lid, a base for carburetors with 5-1/8" necks and O-ring spacers for a positive seal. Elements sold separately.



ALL26094

- ALL26094..... Plain Kit With 1/2" Spacer
- ALL26097..... Black Kit With 1/2" Spacer
- ALL26095..... Plain Offset Base Kit With 1/2" Spacer
- ALL26098..... Plain Kit With 1" Spacer
- ALL26099..... Black Kit With 1" Spacer

Individual Components

- ALL26090..... Plain Top
- ALL26088..... Black Top
- ALL26092..... Standard Base
- ALL26091..... Offset Base
- ALL26085..... 1/2" Spacer (places base 1-3/8" below carb neck sealing flange)
- ALL26086..... 1" Spacer (places base 7/8" below carb neck sealing flange)
- ALL26087..... 1-1/2" Spacer (places base 3/8" below carb neck sealing flange)
- ALL25947..... 2" Spacer (places base 1/8" above carb neck sealing flange)
- ALL26084..... Replacement Spacer O-ring

16" Aluminum Air Cleaner Kit **ALL26096**

Larger diameter unit provides increased filter area and air flow over standard 14" air cleaners allowing the same amount of flow when using a shorter element due to limited clearance. Kit includes a low profile, spun aluminum lid, a base for carburetors with 5-1/8" neck and a 1/2" tall O-ring spacer for a positive seal. Element sold separately.




Individual Components

- ALL26089..... Top
- ALL26093..... Base
- ALL26085..... 1/2" Spacer (places base 1-11/16" below carb neck sealing flange)
- ALL26086..... 1" Spacer (places base 1-3/16" below carb neck sealing flange)
- ALL26087..... 1-1/2" Spacer (places base 11/16" below carb neck sealing flange)
- ALL25947..... 2" Spacer (places base 3/16" below carb neck sealing flange)
- ALL26084..... Replacement Spacer O-ring

Offset Air Cleaner Base **ALL26091**

14" base is offset 1" and commonly used for extra distributor clearance. Offset base has a 1-1/2" drop and will fit carburetors with a 5-1/8" neck including Q-Jets, Holley 2bbl. and Edelbrock carburetors without choke. Base will not work with Holley 4bbl. carburetors. Offset air cleaner stud ALL26057 is required.



2BBL. Air Cleaner Base

ALL26081

Aluminum air cleaner base has 14" overall diameter. 5/8" drop, plain finish. 3" diameter carburetor flange.



Air Cleaner Adapter

ALL26080

Use the more readily available 4bbl. air cleaner on a Rochester 2bbl. carburetor. Accessorize with aftermarket air cleaner and retain stock 2bbl. carburetor and intake. Racing classes using a 2bbl. can benefit from the higher flow of a 4bbl. air cleaner. Made of high strength ABS plastic. Adapter has a 3" I.D. and a 5-1/8" O.D.



Air Cleaner Hold Down Seal

Hold down seal prevents dirt from collecting in the "cup" of the air cleaner lid, which can fall into the carburetor causing major engine damage. This is specially designed to fit Allstar aluminum air cleaner lids. Available to fit 1/4" or 5/16" carburetor studs.

ALL26050..... 1/4"-20 Threads
ALL26051..... 5/16"-18 Threads



O-Ring Carb Nuts

Seal air cleaner and eliminate using a wrench to remove air cleaner assembly. Black aluminum nuts have a grooved pattern for non-slip grip.



ALL26045

ALL26046

Short Nut - 5/8" Tall

ALL26045..... 1/4"-20 Thread
ALL26047..... 5/16"-18 Thread


Tall Nut - 1-1/4" Tall

ALL26046..... 1/4"-20 Thread
ALL26048..... 5/16"-18 Thread

Air Cleaner Studs

Straight stud is 6" long with 1/4"-20 threads and includes a wing nut and an adapter for carburetors with 5/16"-18 threads.

ALL26056.....Straight Stud With Adapter
ALL26058.....Adapter, 1/4" -20 to 5/16"-18



ALL26056

ALL26058

Straight Air Cleaner Studs

Studs have 5/16"-18 threads and are 6" long.

ALL26054..... Aluminum
ALL26055..... Chrome Moly



ALL26054

Offset Air Cleaner Studs

Offset studs work with offset air cleaner bases and some 2bbl carburetors that require offset studs. Studs include mounting hardware and have a 1-3/8" offset.

ALL26057..... 1/4"-20

ALL26053..... 5/16"-18 **NEW!**

ALL26058..... Adapter, 1/4" to 5/16"



ALL26053

NEW!

Air Cleaner Filters

Mesh filters fit over an air cleaner assembly adding another layer of protection against dirt, dust and debris. Filters fit Allstar paper and washable 14" air cleaners, and will not fit oversized units like R2C.



Filters Without Top Cover

ALL26220..... 14" x 3"
ALL26221..... 14" x 4"
ALL26222..... 14" x 5"

Filters With Top Cover

ALL26224..... 14" x 4"
ALL26225..... 14" x 5"

Paper Air Filter Elements

High performance paper air filter elements increase air flow.

ALL26020..... 14" x 3"
ALL26021..... 14" x 3-1/2"
ALL26022..... 14" x 4"
ALL26023..... 14" x 5"
ALL26028..... 16" x 3"
ALL26029..... 16" x 3-1/2"
ALL26030..... 16" x 4"



Washable Air Filter Elements

Washable air filter elements offer better engine protection and increase air flow for more power and torque. Elements are pre-oiled and available in four heights.

ALL26000..... 14" x 3"
ALL26002..... 14" x 4"
ALL26004..... 14" x 5"
ALL26006..... 14" x 6"



Air Cleaner Top Element

ALL26010

Unique 14" diameter element replaces traditional metal lid to increase air flow for more horsepower and torque. Washable element may be cleaned and used over and over. Top element is pre-oiled and ready for installation.



Air Cleaner Cover

ALL26230

Water-repellent cover fits 14" diameter air cleaner assemblies from 3" to 6" tall. Perfect for washing or storage and includes a draw string.






Air Filter Cleaner **ALL78222**

Spray solution directly onto dirty air filter. Allow a brief time to soak, 5-10 minutes then rinse clean with water. For use with Allstar washable air filter elements. Plastic 24 oz. bottle.



Filter Cleaning Station **ALL26009**

Filter cleaning station simplifies and speeds up the process of servicing 14" washable air filters. Spray air filter with a cleaner/degreaser as recommended by filter manufacturer. Allow a brief time to soak and then flush clean with a garden hose. Allow filter to dry completely then apply an even application of filter oil, if applicable. For use with washable filter elements only.



Breathers

Shielded or non-shielded clamp-on breathers will fit valve cover tubes.



Non-Shielded

- ALL36202..... 1-1/2"
- ALL36204..... 1-3/8"

Shielded

- ALL36203..... 1-1/2"
- ALL36205..... 1-3/8"

Breather Sock **ALL36208**

The breather sock fits over standard 3" diameter, 2-1/2" tall valve cover breathers to help catch residual oil discharged from the engine through valve cover breathers. A practical alternative to wrapping dirty shop rags around valve cover breathers! Socks are easily cleaned with a mild detergent.



Breather Filters

Mesh filters add another layer of protection against dirt, dust and debris. Fits 3" diameter breathers typically used on valve covers, breather tanks and helmet systems.



- ALL26227..... Fits Non-Shielded Breathers
- ALL26228..... Fits Shielded Breathers

Related Parts

- ALL36202..... Non-Shielded Breather, 1-1/2"
- ALL36203..... Shielded Breather, 1-1/2"
- ALL36204..... Non-Shielded Breather, 1-3/8"
- ALL36205..... Shielded Breather, 1-3/8"

Breather Cover **ALL26232**

Water-repellent cover fits 3" diameter breathers commonly found on valve covers, breather tanks and helmet systems. Cover with drawstring fits both shielded and non-shielded breathers.



Carb Hats

Carburetor hats are ideal to cover open carbs and prevent debris from falling into the engine while working in garage or pit area while the air cleaner is removed. 2-1/2" tall carb hats are designed to fit most carbs or throttle bodies with a 5-1/8" diameter neck.



- ALL26040..... Plastic Carb Hat
- ALL26042..... Plastic Carb Hat With Screen
- ALL26043..... Aluminum Carb Hat, Standard Spun Aluminum
- ALL26044..... Aluminum Carb Hat, Deluxe Machined Aluminum With Sealing O-Ring

Note: Hats will not clear choke linkage or shaft on Holley style carbs but will clear choke horn with choke linkage and shaft removed.

Dominator Carb Hat **ALL26041**

Plastic carb hat is 2-3/8" tall and fits over the 7-1/4" air cleaner opening of Holley Dominator carburetors to prevent water or debris from entering the engine. Solid cover may be drilled when an air cleaner stud is used.



Sprint Car Wash Plug Set


Aluminum plugs have O-rings for a watertight seal and will keep dirt out of injectors while cleaning sprint car. 4-piece set comes with a nylon storage pouch.



Part No.	Size	Wash Plug Dia.	Stack Dia.
Kinsler			
ALL26072	2-1/4"	2.328"	2.335"
ALL26073	2-11/16"	2.762"	2.790"
ALL26074	2-3/4"	2.848"	2.875"
ALL26075	2-13/16"	2.921"	2.950"
ALL26076	2.90"	2.973"	3.00"
Engler			
ALL26033	2-1/2"	2.632"	2.650"
ALL26035	2-13/16"	2.885"	2.905"
ALL26036	2.90"	2.973"	3.00"
ALL26038	3"	3.073"	3.10"
Hilborn			
ALL26032	2-7/16"	2.483"	2.50"

Air Pans

Lightweight aluminum air pans fit between the carburetor and cowl area to keep engine heat away from and direct cool air to the carburetor. Cooler intake air means extra horsepower. Carb mounting flange is uncut.



- ALL26100..... Stepped Plenum
- ALL26101..... Flat Plenum

Universal Plastic Air Pan **ALL26104**

Durable plastic pan fits over the base of most 14" air cleaners and acts as a cold air box sealing off the air cleaner assembly from the engine heat. Universal fit pan is designed for vehicles with air cleaner openings in the hood and will require additional trimming and sealing for a proper fit. Pan measures 18" x 4" and includes a silicone air cleaner base seal.



Dragster Scoops



Strong yet lightweight, fiberglass scoops have a durable, black high-gloss, seamless gelcoat finish. Complete installation on 4500 series carburetors requires a scoop tray mounting kit, which mounts between carb and intake manifold to secure ALL23288 scoop tray. Scoops are typically secured to tray with quick turn fasteners and hardware (sold separately).

Part No.	Overall Height	Overall Length	Width
ALL23270	16"	33"	14"
ALL23272	15-1/2"	25-1/2"	14"
ALL23274	20-1/2"	29-1/2"	14"

Dragster Scoop Trays

Scoop tray is the lower portion of the scoop or plenum that directs air into the carburetor when used with dragster style scoops. Tray measures 21-5/8" L x 13-1/2" W and requires a separate scoop tray mount which supports the tray above the carburetor providing a secure mounting point for scoop.



Flat Mount

ALL23266..... Aluminum Tray for 4150 Series Carb
 ALL23267..... Aluminum Tray for 4500 Series Carb

Raised - 3" Tall

ALL23268..... Aluminum Tray for 4150 Series Carb
 ALL23269..... Aluminum Tray for 4500 Series Carb
 ALL23288..... Fiberglass Tray for 4500 Series Carb

Scoop Tray Mounts

Scoop tray mounts offer an all in one solution to mount a scoop tray, throttle, and nitrous solenoids. Mounts provide a clean look, eliminating the need to use multiple brackets, mounts and gaskets. CNC machined from 6061 aluminum, black anodized.



ALL54302..... 4150
 ALL54304..... 4500
 ALL54306..... 4150 With Nitrous Solenoid Mounts
 ALL54308..... 4500 With Nitrous Solenoid Mounts

Hood Scoops



NEW DESIGNS!

Scoops are molded from durable high impact plastic with carbon fiber look and have a molded-in flange for easy mounting. Designed for use with 14" air cleaners, scoops protect air cleaners that protrude through the hood from dirt and debris. All scoops surround approximately half of the air cleaner assembly.

Part No.	Description	Height	Center of A/C to Front of Scoop
ALL23230	Short Tapered Front	2-1/2"	12"
ALL23232	Short Tapered Front	3-1/2"	13"
ALL23246	Long Tapered Front	3-1/2"	17"
ALL23247	Long Tapered Front*	3-1/2"	17"
ALL23248	Long Tapered Front	5-1/2"	18"
ALL23249	Long Tapered Front*	5-1/2"	18"
ALL23233	Open Front	3-1/2"	12-1/2"
ALL23235	Flat Front	3-1/2"	15-1/2"
ALL23237	Flat Front	5-1/2"	18"

*Mounting flange has a slight curvature for rolled hoods

Aero Scoops



Aerodynamically designed fiberglass scoops are strong yet lightweight with a durable, black high-gloss, seamless gelcoat finish and a 2" wide mounting flange. Open back scoops have an angled 6" tall rear opening to fit most windshields.

Part No.	Description	Overall Height	Overall Length	Width w/o Flange
ALL23280	Open Back	13-1/2"	50"	14-1/2"
ALL23282	Open Back	13"	50"	14-1/2"
ALL23284	Closed Back	12"	38"	14-1/2"

Quick Turn Starter Kit **ALL19410**

Not sure where to start when using quick turn fasteners? Use this kit as a starting point to determine correct fasteners for application. Kit includes two different lengths of Allstar's most popular oval head 7/16" fasteners (five ALL19280 and five ALL19286), ten ALL19330 springs and twenty-five multi-grip rivets.



Aluminum Sheets



Aluminum sheets are 040" thick and available in most popular colors. Sheets with single sided colors have a white painted backside and all sheets have a removable protective film on one side to resist scratches.

4' x 10' (120")

- ALL22200..... Plain[†]
- ALL22230..... Satin Plain[†] (Common For Interiors)
- ALL22201..... Chrome on Chrome (Bright Clear)[§]
- ALL22202..... White
- ALL22203..... Xtreme Red
- ALL22204..... Red
- ALL22209..... Red on Red
- ALL22206..... Gloss Black
- ALL22207..... Black on Black, Gloss
- ALL22208..... Flat Black
- ALL22219..... Black on Black, Flat
- ALL22210..... Shell Gray (Medium)
- ALL22211..... Xtreme Green
- ALL22212..... Pepsi Blue (Light)
- ALL22213..... Chevron Blue (Medium)
- ALL22205..... Chevron Blue on Chevron Blue (Medium)
- ALL22214..... Heron Blue (Dark)
- ALL22215..... Orange
- ALL22244..... Vibrant Orange
- ALL22216..... Yellow
- ALL22218..... Yellow on Yellow
- ALL22217..... Xtreme Purple
- ALL22245..... Silver Metallic

Aluminum And Diamond Plate Shipped Freight Truck, Six Sheet Minimum and Surcharge For A Shipping Pallet.

4' x 10'-6" (126")

- ALL22480..... White on White
- ALL22482..... Black on Black, Gloss
- ALL22488..... Black on Black, Flat
- ALL22484..... Red on Red
- ALL22486..... Chevron Blue on Chevron Blue (Medium)


[†]Plain finish on both sides

[§]Bright clear on both sides (side with protective film has chrome appearance)

Tin Snips

Durable tin snips have offset blades to keep hands clear of metal while cutting. Non-slip jaws cut through sheet aluminum and up to 18 gauge low carbon steel. Blade length 1-1/4", total tool length 9-1/4".

- ALL11030..... Red, Left Hand
- ALL11031..... Green, Right Hand



Deburring Tool ALL11036

A fast and easy way to remove burrs from the edges of machined or cut metals. Five-piece kit includes handle, telescopic blade holder and three unique blades. Handle has built-in storage for blades. Blade holder adjusts from 1" to 5".



Plain Sheet Steel

Sheet steel is cold rolled with a plain finish making it great for metal fabrication and restoration projects. Sheet steel has many uses including constructing or repairing body panels and filling holes in firewalls or floor pans. Sheets are 4' x 8'.

ALL22242..... 24 Gauge (.024")

ALL22233..... 20 Gauge (.036")

Painted Sheet Steel ALL22243

White painted 24 gauge (.024") steel is lightweight and perfect for building interiors in racing classes that require steel panels or when filling holes in firewalls or floor pans. 4' x 10' sheet is painted on both sides and one side has a removable protective film to help prevent scratches during handling.

Sharpie Markers

Fine point permanent markers **NEW!** work great for many uses around the shop or track which includes layout and fabricating, marking tire sizes, gear set ratios, jet sizes, etc. Sold each.

ALL12072..... Black

ALL12073..... Silver



Fabrication Pencils

Pencil works well for marking lines during metal layout and fabrication. Multiple uses include marking steel tubing for cutting or notching and marking patterns on painted aluminum or steel sheet metal. Silver reflective marks work best against darker surfaces during cutting or welding for high visibility. Pencil marks are resistant to torch flames and will not burn or rub off.

ALL12064..... Pencil, 3-Pack

ALL12066..... Mechanical Pencil, With Six Refills



Body Roller

ALL23102

NEW!

This handy "highside" body roller allows you to straighten body and deck panels while still on the car! A must-have item for at-track repairs.



Step Drill Sets

Drill multiple size holes with one bit. Drill sheet metal and aluminum without deforming or distorting. Bits start on contact, deburr and chamfer while drilling and do not require a center punch. Titanium nitride coated high speed steel. 1/4" shank.



ALL11041

Drill Bit	Sizes
ALL11040 (3-Piece Set)	
Six Step	3/16", 1/4", 5/16", 3/8", 7/16", 1/2"
Nine Step	1/4", 5/16", 3/8", 7/16", 1/2", 9/16", 5/8", 11/16", 3/4"
Thirteen Step	1/8", 5/32", 3/16", 7/32", 1/4", 9/32", 5/16", 11/32", 3/8", 13/32", 7/16", 15/32", 1/2"
ALL11041 (2-Piece Set)	
Eleven Step	1/4", 25/64", 35/64", 11/16", 13/16", 7/8", 1", 1-1/8", 1-7/32", 1-1/4", 1-3/8"
Twelve Step	3/16", 1/4", 5/16", 3/8", 7/16", 1/2", 9/16", 5/8", 11/16", 3/4", 13/16", 7/8"

Cleco Pin Fastener Kits

Cleco pins are reusable and easily make a temporary connection between pieces of sheet metal during fitting. Pins will work with thicknesses up to 1/4". Kits include pliers and 10 pins.

ALL18221 Kits with 1/8" Pins
 ALL18225 Kit With 3/16" Pins



Deluxe Air Rivet Gun

ALL18207

Heavy duty air rivet gun can be used with steel or aluminum rivets from 3/32" to 3/16".

Replacement Part

ALL18209 Replacement Jaws for ALL18207



Punch And Flare Tools

Add strength and a smooth finish to hole edges. Unique tools can be used to punch and flare new holes, or to flare existing holes. Starting with a small center hole, the punch halves bolt together to cut and flare at the same time. Note: This tool will cut a hole in up to 20 gauge (.0359") steel or 18 gauge (.0403") aluminum. Hole size is increased about 1/8" when hole is flared.

ALL11070 1-1/2" ALL11075 2-1/2"
 ALL11072 1-3/4" ALL11076 2-5/8"
 ALL11074 2" ALL11078 3"



Aluminum Panels

Universal panels have many uses around the shop or at the track. Panels work well when fabricating spoiler sides, interior panels or on uneven pit areas as a floor jack plate. 24" x 48".

ALL22236 0.063" Thick
 ALL22237 0.090" Thick
 ALL22238 0.125" Thick



Diamond Plate Aluminum ALL22240

4' x 8' sheets are .063" thick and provide an attractive, shiny, non-slip finish for trailer floors, steps, etc.




Aluminum And Diamond Plate Shipped Freight Truck, Six Sheet Minimum and Surcharge For A Shipping Pallet.

Steel Plate

Steel plate is useful for many building projects or fabricating brackets. 10 gauge (1/8" thick) 1011 mild steel plate is ideal for adding a protective cover to the driver's side floor or door bar area of circle track cars.

ALL54070 18" x 26"
 ALL54071 24" x 24"
 ALL54072 24" x 36"



Stainless Wire Screen

Use screen to protect radiators, oil coolers or other items. Size referenced is the approximate opening of the screen.

5/64" (.025" Wire Diameter)


ALL22260 12" x 36"
 ALL22262 36" x 36"

1/8" (.035" Wire Diameter)

ALL22265 12" x 36"
 ALL22267 36" x 36"
 ALL22268 36" x 48"

3/16" (.047" Wire Diameter)

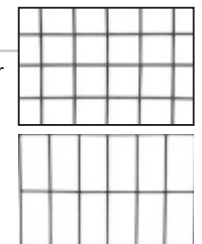
ALL22270 12" x 36"
 ALL22272 36" x 36"
 ALL22273 36" x 48"



Steel Wire Screen

Electrically welded steel screen is used for a variety of applications when additional protection is needed. Screen is 2' x 2', constructed of .080" diameter wire and galvanized for corrosion resistance.

ALL22276 1" x 1"
 ALL22277 1" x 2"



4' x 8' Plastic Sheets




HDPE sheet plastic is 4' x 8' and available in two thicknesses .070" and .100". The .070" thick sheets are the same thickness as our rolled plastic and available in black and white. The .100" thick sheets are available in many of the same colors as our rolled plastic.

- ALL22246..... 0.070", White
- ALL22248..... 0.070", Black
- ALL22460..... 0.100", White
- ALL22461..... 0.100", Black
- ALL22462..... 0.100", Red
- ALL22464..... 0.100", Chevron Blue (Med.)
- ALL22465..... 0.100", Orange
- ALL22466..... 0.100", Yellow
- ALL22467..... 0.100", Purple

Rolled Plastic

HDPE rolled plastic is 24" wide by .070" thick commonly used for spoilers, skirts, body patchwork, etc. Sold in pre-cut lengths (10', 25' and 50').



Color	10' Roll	25' Roll	50' Roll
Black	ALL22400	ALL22401	ALL22402
White	ALL22405	ALL22406	ALL22407
Red	ALL22410	ALL22411	ALL22412
Orange	ALL22420	ALL22421	ALL22422
Yellow	ALL22425	ALL22426	ALL22427
Purple	ALL22430	ALL22431	ALL22432
Pepsi Blue (Light)	ALL22415	ALL22416	ALL22417
Chevron Blue (Med.)	ALL22440	ALL22441	ALL22442

Polycarbonate Sheeting



Scratch Proof – Material does not scratch easily when hit by debris, or when cleaned. Most popular for windshields, but also may be used for side and rear windows.

Standard – Less expensive, commonly used for side and rear windows. Can also be used for windshields, but scratches easily.

- ALL22220..... 36" x 72", 0.118" Scratch Proof, 2-Sides
- ALL22223..... 40" x 72", 0.118" Scratch Proof, 2-Sides
- ALL22222..... 72" x 96", 0.118" Scratch Proof, 2-Sides*
- ALL22228..... 40" x 72", 0.093" Standard
- ALL22224..... 40" x 72", 0.118" Standard
- ALL22226..... 72" x 96", 0.118" Standard*

*Must ship via Truck Freight

Sheet Plastic

Plastic material is 1/4" thick and **NEW!** useful for many projects including building custom nose supports or front splitters.



- ALL22231..... 15" x 48"
- ALL22232..... 30" x 48"

Body Support Panel

ALL23068

Lightweight aluminum panel features punch/flare holes and 90° flanges to easily connect body braces. Commonly used on template body asphalt car rear quarter panels yet universal enough for use in other locations. 4.5" tall x 30" long with 1" flanges. Sold each.



Related Part

- ALL23020..... Adjustable Steel Brace (16" to 27")
- ALL23021..... Adjustable Aluminum Brace (21" to 26")

Modified Nose Supports

Spring steel support fits under the nose panel for structural support and eases mounting of nose valances.

- ALL23073..... Plain
- ALL23074..... Black



Nose Support For Template Nose

Lightweight aluminum nose support features punch/flare holes and predrilled mounting holes for easy installation to the nose and the chassis. Sold each.

- ALL23066..... LH Support
- ALL23067..... RH Support

Related Parts


- ALL23020..... Adjustable Steel Brace (16" to 27")
- ALL23021..... Adjustable Aluminum Brace (21" to 26")



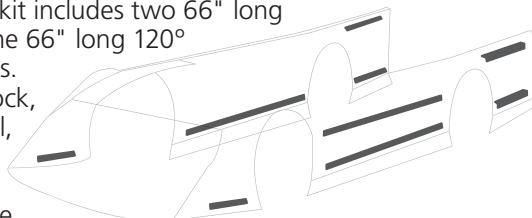
Johnny VanDoorn

Photo: RW Motorsports

Late Model Body Brace Kits




Pre-drilled aluminum kits simplify installation of body panels. Both kits include the following braces: two 30" long 120° lower quarter, two 26" long 90° upper quarter and two 10" long 90° front fender. ALL23105 kit also includes three 66" long 90° door braces, where the ALL23107 kit includes two 66" long 90° and one 66" long 120° door braces. Use flat stock, spring steel, or slotted strapping to complete assembly (sold separately).

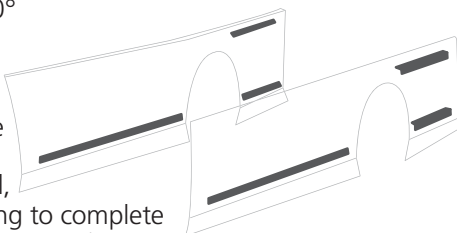


ALL23105 Body Brace Kit
ALL23107 Body Brace Kit

Modified Body Brace Kit **ALL23106**



Pre-drilled aluminum kit simplifies installation of body panels. Two 66" long 90° door braces, two 30" long 120° lower quarter and two 26" long 90° upper quarter pieces are included. Use flat stock, spring steel, or slotted strapping to complete assembly (sold separately.)



Ryan Thomas

Photo: Mark Schaefer

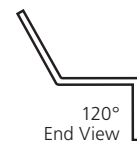
Reinforced Aluminum Angle, 120°

Aluminum angle has many uses including strengthening body panels and providing a mounting point for strapping or body braces, typically used on the lower section of rear quarter panels and doors. The reinforced design adds additional strength over standard 120° angle with an extra bend which also allows easier access to body brace bolts. Angle allows supports or braces to angle upward toward the chassis. Angle is 1/8" thick x 1-1/2" wide and has predrilled 1/4" holes on 1" centers.

- ALL23140 26" Long
- ALL23140-5 26" Long, 5-Pack
- ALL23141 30" Long
- ALL23141-5 30" Long, 5-Pack
- ALL23142 66" Long
- ALL23142-5 66" Long, 5-Pack




NEW!



Aluminum Angle, 120°

Aluminum angle has many uses including strengthening body panels and providing a mounting point for strapping or body braces, typically used on the lower section of rear quarter panels. 120° angle allows supports or braces to angle upward toward the chassis. Angle is 1/8" thick x 1" wide and has pre-drilled 1/4" holes on 1" centers.


- ALL23130 26" Long
- ALL23130-5 26" Long, 5-Pack
- ALL23131 30" Long
- ALL23131-5 30" Long, 5-Pack
- ALL23132 66" Long
- ALL23132-5 66" Long, 5-Pack



Aluminum Angle, 90°

Aluminum angle has many uses including strengthening body panels and providing a mounting point for strapping or body braces, typically used on the upper section of rear quarter panels and door panels. 90° angle allows supports or braces to fasten directly to the chassis. Angle is 1/8" thick x 1" wide and has pre-drilled 1/4" holes on 1" centers.


- ALL23134 26" Long
- ALL23134-5 26" Long, 5-Pack
- ALL23135 30" Long
- ALL23135-5 30" Long, 5-Pack
- ALL23138 66" Long
- ALL23138-5 66" Long, 5-Pack



Slotted Aluminum Angle, 90°

ALL23124

Slotted angle aluminum brace connects and strengthens body panels. Brace is 1/8" thick x 1" wide x 72" long with 3/8" x 5/8" slots. Ideal for use along tops of spoilers.





Aluminum Angled Stock

1" x 1" aluminum 6063-T5 stock is ideal for fabricating mounting brackets, etc.



Description	4' Length	8' Length	16' Length
1" x 1" x 1/16" Thick	ALL22253-4	ALL22253-8	ALL22253-16
1" x 1" x 1/8" Thick	ALL22254-4	ALL22254-8	ALL22254-16
1" x 1" x 3/16" Thick	ALL22255-4	ALL22255-8	ALL22255-16

Steel Angled Stock

Steel angled stock is ideal for building projects around the shop or creating supports when needed. Standard grade steel has excellent welding characteristics and is easily cut and shaped.



Description	4' Length	8' Length	12' Length
1" x 1" x 1/8"	ALL22156-4	ALL22156-8	ALL22156-12
1-1/2" x 1-1/2" x 1/8"	ALL22157-4	ALL22157-8	ALL22157-12
2" x 2" x 1/8"	ALL22158-4	ALL22158-8	ALL22158-12

Aluminum Square And Rectangular Tubing

Tubing is 6063-T5 grade alloy with .125" wall thickness.

Ideal for fabricating rub rails or building shop, trailer or pit equipment like ladders, pit carts and tire racks.



Description	4' Length	8' Length	12' Length	20' Length
Square				
3/4" x 3/4"	ALL22256-4	ALL22256-8	ALL22256-12	ALL22256-20
1" x 1"	ALL22257-4	ALL22257-8	ALL22257-12	ALL22257-20
Rectangular NEW!				
1" x 2"	ALL22258-4	ALL22258-8	ALL22258-12	-

Aluminum Flat Stock

Aluminum 6063-T5 flat stock is ideal for fabricating mounting brackets, etc.



Description	4' Length	8' Length	12' Length	16' Length
Flat Stock 1" Wide				
1/8" Thick	ALL22250-4	ALL22250-8	ALL22250-12	ALL22250-16
3/16" Thick	ALL22251-4	ALL22251-8	ALL22251-12	ALL22251-16

Steel Flat Stock

Steel flat stock is ideal for building projects around the shop or creating supports when needed. Standard grade steel has excellent welding characteristics and is easily cut and shaped.



Description	4' Length	8' Length	12' Length
1" x 1/8"	ALL22150-4	ALL22150-8	ALL22150-12
1" x 3/16"	ALL22151-4	ALL22151-8	ALL22151-12
1-1/2" x 1/8"	ALL22152-4	ALL22152-8	ALL22152-12
2" x 1/8"	ALL22154-4	ALL22154-8	ALL22154-12
2" x 3/16"	ALL22155-4	ALL22155-8	ALL22155-12

Flexible Body Brace Kit

ALL23080



Flexible brace attaches to body or nose panels allowing them to bend then return to original shape, minimizing panel damage. Kit includes all components to build or assemble a flexible body brace up to 33" long with 1/4" ends that crimp to flexible rod with a standard impact crimper (ALL76135) or by using a hammer and punch.

Replacement Parts

ALL23081..... Body Brace Rod Only
ALL23082..... Body Brace Ends, 2-Pack

Flexible Body Brace **ALL23075**



Flexible brace made from plastic extends up to 31" and may be cut to fit shorter applications. Commonly used to support lower quarter panel or nose sides. Aluminum brackets are adjustable to accommodate a variety of straight and angle applications.


Spoiler/Body Brace



Mount a spoiler or use as a support for lower quarter panel or nose. Can be shortened as needed. Sold each.
ALL23020..... Steel, Natural, Adjusts 16" to 27"
ALL23021..... Aluminum, Black, Adjusts 21" to 26"

Plastic Body Braces

Flexible two-piece body brace bolts together to create one support. These braces are designed to flex as needed then return to their original shape. Slotted two-piece design allows brace to be adjusted from 16" to 29". Plastic braces have reinforced ends with aluminum inserts for 1/4" mounting bolts. Bolt with washer and nut included for securing two halves together.



Single Set	4-Pack	Color
ALL23090	ALL23090-4	Black
ALL23092	ALL23092-4	Red
ALL23093	ALL23093-4	Blue
ALL23095	ALL23095-4	Yellow
ALL23096	ALL23096-4	Fluorescent Orange
ALL23098	ALL23098-4	Fluorescent Yellow
ALL23099	ALL23099-4	Fluorescent Green

12 FT. AND LONGER LENGTHS FOR LOCAL PICKUP ONLY!

Plastic Body Strap

Connect and support body panels to the chassis of most race cars. Durable plastic strap is easily drilled and cut to length, making it an excellent choice for body strapping. Strap is 48" L x 1" W.

- ALL23088..... Body Strap, Single
- ALL23088-4 Body Strap, 4-Pack




Slotted Body Strap ALL23120

Connect and support body panels on the chassis of most race cars. 3/16" thick x 46" L x 1" W aluminum strap has 1/4" slots every inch. Use with ALL23105 body brace kit for complete body installation.



Spring Steel ALL23110

Use to make braces when hanging body and fender pieces. Hardened and tempered coil is 40' L x 1" W x .062" thick.



Shrink Sleeve For Spring Steel

Shrink sleeve works great when doubling up 1" wide spring steel.

- ALL23112 25' Long Roll
- ALL23113 100' Long Roll



Hammer Type

Spring Steel Punch ALL23116

Hammer type punch places a 1/4" diameter hole 1/2" from the end of most 1" x .062" thick spring steel material. Punch features a built-in stop which positions the material for accurate hole placement. Punch needs to be placed on a hard surface (i.e. concrete floor, steel anvil, etc.) and struck lightly with a 3 to 4 lb. hammer.



Replacement Part

- ALL99013..... Mandrel For ALL23116

Impact Gun

Spring Steel Punch ALL23117

Impact gun style punch places a 1/4" diameter hole 1/2" from the end of most 1" x .062" thick spring steel material. Punch features a built-in stop which positions the material for accurate hole placement. Punch may be placed in a vice or handheld and impact gun driven using a 3/4" socket.



Replacement Parts

- ALL99014 Mandrel For ALL23117
- ALL99173 Mandrel Bolt
- ALL99174 Top Plate

Body Bolt Kits

Bolts are designed for easy installation and removal, with a 1/4"-20 thread and a built-in captured washer. Nuts have built-in serrations to prevent loosening. Body bolts are commonly used to fasten body panels and side skirts for easy removal but may be used anywhere a bolt with a captured washer is needed.



Under-Head Length	Color	10-Pack	50-Pack
3/4"	Black	ALL18553	ALL18553-50
	Clear	ALL18654	ALL18654-50
1-1/8"	Black	ALL18560	ALL18560-50
	Clear	ALL18655	ALL18655-50
	Gold	ALL18561	ALL18561-50

Check Out Our Fasteners Section!

For more body related fasteners see pages 104 to 119.



Body Brace Tabs

Mild steel tabs have built-in gussets for added support. Choose tabs that mount parallel or perpendicular to tubing. Package of 4.

Part No.	Description	Thickness	Overall Height	Center Of Hole Height	Hole Dia.
ALL60014	Round Tube, 1/4" Hole	1/8"	1-1/2"	1"	1/4"
ALL60015	Round Tube, Slotted	1/8"	1-1/2"	7/8"	1/4" x 3/4"
ALL60016	Round Tube, 3/8" Hole	1/8"	1-3/4"	1-1/4"	3/8"
ALL60017	Round Tube, 1/2" Hole	1/8"	1-3/4"	1-1/4"	1/2"
ALL60041	Round Tube, 1/4" Hole	1/8"	1-3/4"	1-1/4"	1/4"
ALL60086	Round Tube, 1/4" Hole	.085"	1-7/16"	1-15/16"	1/4"
ALL60087	Round Tube, 1/4" Hole	1/8"	1-7/16"	1-15/16"	1/4"
ALL60024	Flat Mount, 3/8" Hole	.085"	1-9/16"	7/8"	3/8"
ALL60027	Flat Mount, 1/4" Hole	3/16"	1-9/16"	7/8"	1/4"



1/2" Steel Hood Pin Kits

Kits include two each: 4" long x 1/2" dia. chrome steel pins, chrome steel scuff plates, clips, and four nuts. Available with flip-over or hairpin-style clips.



ALL18514

- ALL18512..... Kit With 3/16" Dia. Flip-Over Clips
- ALL18513..... Kit With 1/4" Dia. Flip-Over Clips
- ALL18514..... Kit With 5/32" Dia. Hairpin Clips

1/2" Aluminum Hood Pin Kits

Kits include two each: 4" x 1/2" dia. aluminum pins, aluminum scuff plates, flip over style, 1/4" dia. steel clips, and four nuts. Clip flips over pin and over-center action locks clip in place.



Color	Complete Kit	Pins Only, 1-Pair
Silver (Plain)	ALL18500	ALL18507
Red Anodized	ALL18501	ALL18508
Blue Anodized	ALL18502	ALL18509
Gold Anodized	ALL18503	ALL18510
Black Anodized	ALL18504	ALL18511

3/8" Aluminum Hood Pin Kits

Kits include two aluminum 3-1/2" x 3/8" dia. pins, two aluminum scuff plates, two flip over style 3/16" dia. steel clips, and four nuts. Clip flips over stud and locks into place. Over-center action keeps clip in place.



Color	Complete Kit	Pins Only, 1-Pair
Silver (Plain)	ALL18480	ALL18487
Red Anodized	ALL18481	ALL18488
Blue Anodized	ALL18482	ALL18489
Black Anodized	ALL18484	ALL18491

Lightweight Hood Pin Kits

Kits include two 2-3/4" long gun-drilled aluminum pins, two clips, two lightweight aluminum plates and four steel jam nuts.



Color	Kit With 3/8" Pins	Kit With 1/2" Pins
Silver (Plain)	ALL18472	ALL18476
Black Anodized	ALL18473	ALL18477

Hood Pin Supports

Supports thread onto hood pins (before installation) and are a good alternative to sections of rubber hose commonly used to support hoods and deck lids. Once supports are in place, a set screw prevents movement. Supports work with Allstar Performance aluminum hood pins and other fully threaded hood pins. Package of 2.



- ALL18478 3/8"-24
- ALL18479 1/2"-20

Hood Pin Extensions


Aluminum extensions fit into existing chassis mounts. 1/2"-20 male to 1/2"-20 female, with 13/16" thread depth. Sold each.



- ALL18524 1-3/4" Tall
- ALL18525 2-3/4" Tall

Hood Pin Adapters

Aluminum adapters convert existing chassis mounts over to hood pin mounts. Sold each.



- ALL18526 1/2" Hood Pin Mount To 3/8" Hood Pin, 1/2"-20 Male To 3/8"-24 Female
- ALL18527 Converts 1/2" Coarse Mount To 1/2" Hood Pin, 1/2"-13 Male To 1/2"-20 Female

Universal Hood Pin Mount

ALL60067

Universal bracket with 1/4" mounting holes can be bolted on or welded in place. Bracket accepts 1/2" hood pins to secure hood and deck lids along with many other uses. Constructed of .100" steel, bracket has a built-in reinforcing gusset for added strength.



Hood Pin Mounts

Mounts ease hood pin installation. Choose from threaded boss or tab style.



ALL60005

ALL18520

Part No.	Description	Qty. Per Package
ALL18521	3/8"-24 Hood Pin Boss	2
ALL18520	1/2"-20 Hood Pin Boss	2
ALL60005	1/8" Mounting Tab with 1/2" Hole	4
ALL60006	3/16" Mounting Tab with 1/2" Hole	4



Don Demeny

Photo: Mike Reusche

Plastic Scuff Plates

Sturdy plastic scuff plates have a raised center for quick, easy removal of hood pin clips. Plates have a 1/2" center hole and four recessed rivet holes for simplified installation.



NEW COLORS!

Color	4-Pack	25-Pack
Black	ALL18430	ALL18430-25
White	ALL18431	ALL18431-25
Red	ALL18432	ALL18432-25
Blue	ALL18433	ALL18433-25
Orange	ALL18434	ALL18434-25
Silver†	ALL18435	ALL18435-25
Pink†	ALL18436	ALL18436-25
Purple†	ALL18437	ALL18437-25
Fluorescent Yellow†	ALL18438	ALL18438-25
Fluorescent Orange†	ALL18439	ALL18439-25

†**NEW!**

Scuff Plates

Scuff plates are used to protect painted finishes from repeated hood pin clip use. Plates are drilled for mounting screws or 1/8" diameter rivets. Package of 4.

Description	1/2" Hole	3/8" Hole
Chrome Steel	ALL18517	-
Aluminum	ALL18518	ALL18519
LW Aluminum	ALL18471	ALL18470



ALL18517



ALL18471

Hood Pin Clips

The same quick removal pins and clips included with Allstar's hood pin kits. Hair pin clip has a rotated loop for easy grasp and the flip-over clips have a loop with an over center locking feature to keep pin in place. Package of 2.

- ALL18516..... Hairpin Clip, 5/32"
- ALL18515..... Flip-Over Clip, 3/16"
- ALL18506..... Flip-Over Clip, 1/4"



ALL18516



ALL18506

3/16" Flip-Over Clip With Lanyard

Our most popular size flip-over clip commonly used with hood pins is now available with an added steel lanyard which fastens to body panel for easy installation, and to prevent lost clips. Sold each.


- ALL18460..... Clip With 6" Lanyard
- ALL18462..... Clip With 10" Lanyard



Steel Lanyards

Steel lanyards feature 1/16" diameter cable with 3/4" loops on each end for light duty applications such as hood pins or retention of similar type fasteners to prevent loss. Sold each.

- ALL18461..... 6" Long
- ALL18463..... 10" Long



Nylon Lanyards **ALL18468**

Nylon lanyards feature a molded end with a 3/16" hole on one end and a snap together open loop on the other end to quickly and easily secure a variety of components. Once snapped together, loop is permanently locked. 10" long, package of 4.



Hinge Kits

Use steel hinge kits on hoods and deck lids for quick, one person inspection of engine compartment or trunk area. Universal kits include two complete hinges.

- ALL18522..... 2-1/4" Long, 5/8" Tall, 1/4" Hole
- ALL18523..... 3" Long, 1-1/4" Tall, 1/4" Hole



Hood Prop **ALL23260**

Aluminum hood prop is a must for supporting lightweight aluminum and fiberglass hinged hoods or trunk lids commonly found on asphalt template body cars. Prop mounting hole distance is 17-1/4" when open. Sold each.

Car Covers

Designed for a precise fit, covers are a must at the track. Asphalt version has zippers to access the interior and at the wheel well openings. Dirt version has zippers to access the engine area and the driver's compartment. Full size covers have a soft cotton inner liner, built-in grommets, elastic banding and are available in silver only.



ALL23302



ALL23306



ALL23301



ALL23304

- ALL23300... Asphalt Late Model (Template Body)

ALL23301 ... Template Body Greenhouse Cover **NEW!**

- ALL23302 ... Dirt Late Model*
- ALL23306... Modified (IMCA/UMP Type)
- ALL23304... Back Half Cover

*Cover is designed for cars with 8" spoiler and sides. Cover will not fit some crate series spoilers.

Hood Scoops



Scoops are molded from durable high impact plastic with carbon fiber look and have a molded-in flange for easy mounting. Designed for use with 14" air cleaners, scoops protect air cleaners that protrude through the hood from dirt and debris. All scoops surround approximately half of the air cleaner assembly.

Part No.	Description	Height	Center of A/C to Front of Scoop
ALL23230	Short Tapered Front	2-1/2"	12"
ALL23232	Short Tapered Front	3-1/2"	13"
ALL23246	Long Tapered Front	3-1/2"	17"
ALL23247	Long Tapered Front*	3-1/2"	17"
ALL23248	Long Tapered Front	5-1/2"	18"
ALL23249	Long Tapered Front*	5-1/2"	18"
ALL23233	Open Front	3-1/2"	12-1/2"
ALL23235	Flat Front	3-1/2"	15-1/2"
ALL23237	Flat Front	5-1/2"	18"

*Mounting flange has a slight curvature for rolled hoods

Aero Scoops

Aerodynamically designed fiberglass scoops are strong yet lightweight with a durable, black high-gloss, seamless gelcoat finish and a 2" wide mounting flange. Open back scoops have an angled 6" tall rear opening to fit most windshields.



Part No.	Description	Overall Height	Overall Length	Width w/o Flange
ALL23280	Open Back	13-1/2"	50"	14-1/2"
ALL23282	Open Back	13"	50"	14-1/2"
ALL23284	Closed Back	12"	38"	14-1/2"

Dragster Scoops

Strong yet lightweight, fiberglass scoops have a durable, black high-gloss, seamless gelcoat finish. Complete installation on 4500 series carburetors requires a scoop tray mounting kit, which mounts between carb and intake manifold to secure ALL23288 scoop tray. Scoops are typically secured to tray with quick turn fasteners and hardware (sold separately).



Part No.	Overall Height	Overall Length	Width
ALL23270	16"	33"	14"
ALL23272	15-1/2"	25-1/2"	14"
ALL23274	20-1/2"	29-1/2"	14"

Dragster Scoop Trays

Scoop tray is the lower portion of the scoop or plenum that directs air into the carburetor when used with dragster style scoops. Tray measures 21-5/8" L x 13-1/2" W and requires a separate scoop tray mount which supports the tray above the carburetor providing a secure mounting point for scoop.



Flat Mount

ALL23266..... Aluminum Tray for 4150 Series Carb
 ALL23267..... Aluminum Tray for 4500 Series Carb

Raised - 3" Tall

ALL23268..... Aluminum Tray for 4150 Series Carb
 ALL23269..... Aluminum Tray for 4500 Series Carb
 ALL23288..... Fiberglass Tray for 4500 Series Carb

Scoop Tray Mounts

Scoop tray mounts offer an all in one solution to mount a scoop tray, throttle, and nitrous solenoids. Mounts provide a clean look, eliminating the need to use multiple brackets, mounts and gaskets. CNC machined from 6061 aluminum, black anodized.



ALL54302..... 4150
 ALL54304..... 4500
 ALL54306..... 4150 With Nitrous Solenoid Mounts
 ALL54308..... 4500 With Nitrous Solenoid Mounts



Dial-In Boards

Dial-in boards are a great alternative to messy shoe polish when displaying your ET dial-in. Highly visible 3" tall white numerals help to ensure correct times are entered at the tower. Each numeral has seven pivoting sections that are easily changed to quickly adjust dial-in time. Available with mounting holes for a standard dial-in board bracket or ALL23293 with suction cups and hook/loop tape.

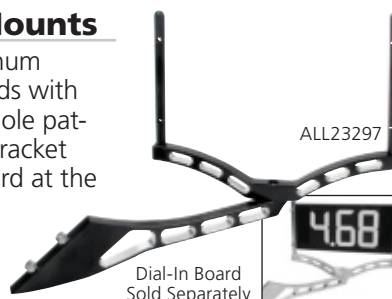


ALL23291..... 3 Digit w/Mount Holes
 ALL23292..... 4 Digit w/Mount Holes
 ALL23293..... 4 Digit w/Suction Cups And Hook/Loop Tape

Dial-In Board Mounts

Two-piece billet aluminum mount fits dial-in boards with 8.75" x 3" mounting hole patterns. Top portion of bracket swivels to position board at the best viewing angle.

ALL23297..... Black
 ALL23298..... Polished



Dial-In Board Sold Separately

Outlaw Asphalt Late Model Fiberglass Roof

ALL23204

Fiberglass roof has a molded-in recess to provide a smooth transition for mounting wrap-around windshields. Roof measures 41" L x 45" W, weighs approximately 6-1/2 lbs. and features a standard black gel coat finish which is easily prepared for painting.



2-Piece Dirt Roofs

High impact plastic roofs are two-piece to simplify installation and ship easier. Built-in flange provides a finished look and adds strength to center. Leading edge of roof is recessed for an optional roof cap. Assembled roof measures 50" L x 48" W and weighs less than 13 lbs.


ALL23210 White
ALL23211 Black



Extended Dirt Roofs

Fiberglass roofs for Dirt Late Model and Modifieds are extended for maximum allowed coverage. 1/2" rolled side rails provide added strength. 54" L x 51" W.

ALL23170 White
ALL23171 Black



Related Part

ALL23215 Universal Dirt Roof Cap, 50" Wide

Dirt Roofs

Popular fiberglass roofs found on many Dirt Late Models and Modifieds. 46" L x 47" W.

ALL23180 White
ALL23181 Black
ALL23182 Red
ALL23183 Yellow
ALL23184 Chevron Blue
ALL23185 Orange



Universal Dirt Roof Cap

ALL23215

Universal plastic cap has a simulated carbon fiber look and is wide enough to fit extended and 2-piece dirt roofs. Cap fastens to the leading edge of most roofs to reinforce and protect the leading edge from stone chips. Cap is 50" wide overall.



Dirt Roof Cap

ALL23188

Plastic cap is specially designed to fit the Allstar standard 1-piece dirt roof (ALL23180-23185) and help reinforce and protect the leading edge of the roof from stone chips. Cap features a simulated carbon fiber look and measure 43" wide overall.



Rear Roof Support **ALL23122**

Drilled and slotted aluminum support strengthens Dirt Late Model and Modified rear roof area. Support is 42" L x 7/8" W x 1/8" thick and has 1/4" x 1/2" slots on 1" centers.



Accessory Clamps

Aluminum two-piece clamps are ideal for mounting small parts and accessories or creating an adjustable clamp-on mount for supporting body or roof panels. Clamps are 1/2" wide and include two 1/4" button head fasteners.



Size	With 1/4"-20 Mount And A 1/4" Through Hole	
	With 1/4"-20 Mount	A 1/4" Through Hole
1"	ALL10455	ALL10485
1-1/4"	ALL10456	ALL10486
1-3/8"	ALL10457	ALL10487
1-1/2"	ALL10458	ALL10488
1-5/8"	ALL10460	ALL10489
1-3/4"	ALL10459	ALL10490

Universal Brackets

Universal 1/4" thick aluminum brackets may be drilled and tapped, to custom mount just about anything.

ALL10452 1-1/4"
ALL10453 1-1/2"
ALL10454 1-3/4"



Flush Mount Bolts


Slotted 1/4"-20 flush mount bolts have a 1" O.D. beveled head to provide a smooth finished appearance. Excellent when securing panels, nose supports, spoiler sides and many other uses. Size noted is under head length. Package of 10.



Length	Steel	Aluminum	Black Aluminum
3/4"	ALL18640	ALL18641	ALL18642
1"	ALL18645	ALL18646	ALL18647
1-1/4"	ALL18650	ALL18651	ALL18652



8" Aluminum Adjustable Spoiler Kits



Designed for Dirt Late Models, choose from plain or black powder coated finish. Each spoiler consists of two unequal length laser cut sections, one 16" wide and the other 56" wide. Unequal length design blades provide more down force on the right rear of the car and allow more spoiler area in case of right side damage. Assembled spoilers measure 72" wide x 8" tall with a 1" reinforcing lip. Three vertical supports have 2" of adjustment. Mounting hinges included.

ALL22997..... Plain
ALL22999..... Black

Replacement Parts

ALL99124..... Right Rear Side Support, Black
ALL99125..... Right Rear 16" Spoiler Section, Black
ALL99126..... Right Rear 16" Hinge, Black

Spoiler Kits Without Side Panels

Due to sanction body variances in side panels, these universal kits offer a good starting point without buying all pieces separately. 2-piece kits have unequal length sections. Kit includes rear spoiler section and hinges.



ALL22974..... 1-Piece, 2" x 66"
ALL22972..... 1-Piece, 3" x 66"
ALL22980..... 1-Piece, 8" x 66"
ALL22981..... 1-Piece, 8" x 72"
ALL22975..... 2-Piece, 2" x 66" (13" And 53" Sections)
ALL22973..... 2-Piece, 3" x 66" (13" And 53" Sections)
ALL22977..... 2-Piece, 4" x 66" (13" And 53" Sections)
ALL22979..... 2-Piece, 5" x 66" (13" And 53" Sections)
ALL22982..... 2-Piece, 8" x 66" (13" And 53" Sections)
ALL22983..... 2-Piece, 8" x 72" (16" And 56" Sections)

Modified Spoiler Kits

Black powder coated aluminum spoilers are 66" wide with adjustable, pre-bent rear blades. Choose 1- or 2-piece design rear blade. Kits include rear blade(s), side panels and mounting hinges.



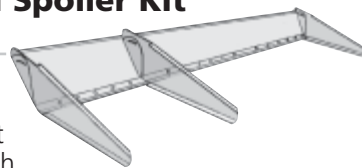
ALL22985..... 1-Piece, 5" Tall, Standard Sides
ALL22986..... 1-Piece, 5" Tall, Large Sides
ALL22988..... 1-Piece, 7" Tall, Large Sides
ALL22989..... 2-Piece, 2" Tall, Standard Sides
ALL22990..... 2-Piece, 5" Tall, Standard Sides
ALL22991..... 2-Piece, 5" Tall, Large Sides
ALL22993..... 2-Piece, 7" Tall, Large Sides

Note: Only the 1-piece design is legal for IMCA Sport Mod

5" Clear Universal Spoiler Kit

ALL23006

Two section spoiler has a 20" wide blade with ends and a 50" wide blade that can be cut to desired width.



Clear Adjustable Spoiler Kits

Clear spoilers are available in 5", 6", 8" or 12" tall styles.

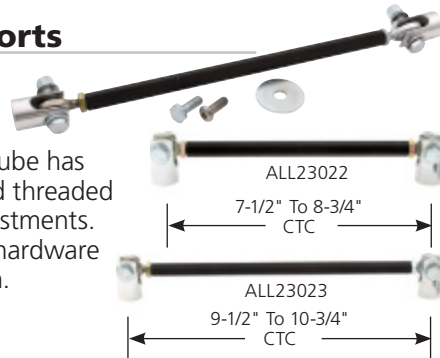
Spoiler kit includes two-piece main body with pre-attached hinge and three mounting fins. Mounts easily with rivets or bolts. All pieces are slotted for precise fit and ease of adjustment.



ALL23008..... 5" x 72"
ALL23000..... 6" x 68"
ALL23001..... 8" x 68"
ALL23002..... 8" x 72"
ALL23003..... 8" x 72", Tinted
ALL23004..... 12" x 72"

Spoiler Supports

Aluminum support has strong 1/4" steel rod ends with hardware. Center tube has left- and right-hand threaded ends for quick adjustments. 1/4"-20 mounting hardware included. Sold each.



Spoiler/Body Brace



Mount a spoiler or use as a support for lower quarter panel or nose. Can be shortened as needed. Sold each.

ALL23020..... Steel, Natural, Adjusts 16" to 27"
ALL23021..... Aluminum, Black, Adjusts 21" to 26"

Spoiler Brackets

Aluminum spoiler brackets rivet directly to the rear spoiler and bolt to the side supports. Curved slot allows quick spoiler adjustment. Brackets are sold flat and require a 90° bend for LH or RH use. Package of 2.



ALL23251..... 4" Tall Bracket For 5" Spoiler
ALL23250..... 6-1/2" Tall Bracket For 8" Spoiler
ALL23253..... 10" Tall Bracket For 12" Spoiler


Rear T-Bar Breakaway ALL23255

Aluminum breakaway mounts to the right rear t-bar found on most Late Models and Modifieds. 1/8" thick with an overall length of 20" wide but it can easily be cut down to 14".



Aluminum Hinges

Low profile hinge is 2" wide when open and has 7/8" of flat surface on each side of the center pin. Available in 36" and 72" lengths. Commonly used when building spoilers and access doors.



Length/Color	Each	5-Pack
36" Long, Plain	ALL23125	ALL23125-5
72" Long, Plain	ALL23127	ALL23127-5
36" Long, Black	ALL23126	ALL23126-5
72" Long, Black	ALL23128	ALL23128-5

Spoiler Support Bracket

ALL23252

Slotted aluminum bracket can be mounted on the deck to make adding a spoiler support fast and simple.



Access Panel Kits

Aluminum panels can be mounted to provide easy access to dry sump pump tanks, fuel cells or other under panel items. Kits include frame, access door, hinge, quick turn fastener and quick turn fastener spring. Sizes refer to door opening dimensions, add 2" for installed dimensions.



Size	Clear	Black
6" x 6"	ALL18530	ALL18540
8" x 8"	ALL18531	ALL18541
6" x 14"	ALL18532	ALL18542
10" x 14"	ALL18533	ALL18543
14" x 14"	ALL18534	ALL18544

Replacement Parts

ALL18990 Quick Turn Fastener, 10-Pack
 ALL19300 Quick Turn Fastener Spring, 10-Pack

Windshield **ALL23240**

Tinted scratch-proof material provides added protection to driver from wind and debris. Shield has rounded edges for a clean, smooth appearance and measures 30" L x 4-1/4" tall. Commonly used on Dirt Late Models and Modifieds.



Windshield Support **ALL23245**

Aluminum support mounts to the windshield to help prevent flexing and improve aerodynamics.



Rock Screens

Steel screen mounts to chassis providing driver added protection from rocks and debris. Black powder coated screen is 7-1/2" tall with 2" wide slots. Approximately 1.60 lbs.

ALL30165 25" Long
 ALL30166 23-3/4" Long



Fiberglass Dash Panels

One-piece, sturdy fiberglass dash panel has four outer pods to accept 2-5/8" gauges and a center area which is perfect for tachometers up to 5" diameter. Wrap around style panel has upper and lower mounting flanges and measures 29" W x 7" tall.



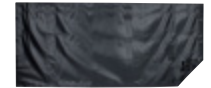
ALL23242 White
 ALL23243 Black

Dirt Skirtz

Minimize clay build up! Unique material is very flexible and virtually eliminates clay build up so there is no more need to adjust set up for the added weight of clay. Install on the bottom side of dirt car deck panels, choose width based on panel to cover, install supplied Velcro strips and attach Dirt Skirtz. To clean (if necessary), simply remove and wash.



ALL23309 10" x 23" (Fuel Cell)
 ALL23310 12" x 60"
 ALL23312 15" x 60"
 ALL23314 21" x 60"
 ALL23316 25" x 60"
 ALL23308 **NEW! Do-It-Yourself Kit** Custom build your own Dirt Skirtz. Kit includes a 60" x 60" piece of Dirt Skirtz material that may be cut to desired size and attached with the included Velcro material. Note: Once Velcro is applied to material, we recommend sewing the two pieces together for best results.



ALL23309

ALL23318 Replacement Velcro Hook Side 1" x 13"
 ALL23319 Replacement Velcro Loop Side Soft 1" x 13"

Mud-X Concentrate

ALL78230

Mix concentrate with up to ten quarts of water to produce a coating that prevents mud, dirt, oil, rubber and exhaust residue from sticking to body panels. Safe for metal, plastic, rubber, and painted surfaces. One quart container.



Mud-X Cleaner **ALL78232**

Cleans and shines plastic, polycarbonate, chrome, fiberglass, paint, vinyl and leather and leaves an invisible coating that protects surfaces and repels dirt, dust, fingerprints, smudges and bugs. Spray it on and wipe it off. Excellent anti-fog coating for helmet shields. 14 oz. can.

Ground Shipment Only



Pre-Race Dirt Solution **ALL78234**

Spray directly on the body and underside of your car before entering the racetrack. Helps prevent dirt, oil and rubber from sticking to the frame and body panels. Use direct without water. Half gallon container.



Metric Brake Rotors

New stock replacement brake rotor includes new bearing races and studs for most intermediate sized Metric chassis cars including Monte Carlo, Grand Prix, and Regal. Rotors measure 10.5" O.D. x 1.03" thick. Bearings and seal not included.



ALL42088

Note: Both rotors will work with Allstar Performance metric spindles ALL56318 or ALL56319.

1979-81*

ALL42085 Rotor With 12mm-1.50 Studs, 5 On 4-3/4" B.C.
 ALL42086 Rotor With 5/8"-11 Wheel Studs, 5 On 5" B.C.

*Outer bearing race has a 1.97" O.D.

Related Parts For 1979-81 Style Rotor

ALL72160 Spindle Nut Kit
 ALL72164 Front Hub Dust Cap
 ALL72305 Master Bearing And Seal Kit
 ALL72128 Hub Seal
 ALL72275 Inner Bearing
 ALL72277 Outer Bearing



ALL72160



ALL72164

ALL72305

1982-88†

ALL42087 Rotor With 12mm-1.50 Studs, 5 On 4-3/4" B.C.
 ALL42088 Rotor With 5/8"-11 Wheel Studs, 5 On 5" B.C.

†Outer bearing race has a 1.78" O.D.

Related Parts For 1982-88 Style Rotor

ALL72160 Spindle Nut Kit
 ALL72164 Front Hub Dust Cap
 ALL72306 Master Bearing And Seal Kit
 ALL72128 Hub Seal
 ALL72275 Inner Bearing
 ALL72278 Outer Bearing



ALL72306

Hybrid Brake Rotor ALL42094

The hybrid rotor combines the versatility of the Granada style hub with a reduced diameter and width. Rotor is a popular choice when used with Mustang II spindles, metric style brake calipers and hybrid caliper brackets. Rotor measures 10-1/8" O.D. x .812" thick, includes 5/8"-11 wheel studs on a 5x5" B.C., weighs 14 lbs and includes new bearing races.



Related Parts

ALL72161 Spindle Nut Kit
 ALL72164 Front Hub Dust Cap
 ALL72309 Master Bearing and Seal Kit
 ALL72126 Hub Seal
 ALL72270 Inner Bearing
 ALL72274 Outer Bearing

Granada Brake Rotor

Rotor is often used when converting stock Mustang II brake assemblies to 11" O.D. x .875" brake rotors and larger calipers. Rotors include new bearing races and install directly to Mustang II spindles with stock bearings and seals (not included).



ALL42090

ALL42090 Rotor With 1/2"-20 Wheel Studs, 5 On 4-1/2" B.C.
 ALL42091 Rotor With 1/2"-20 Wheel Studs, 5 On 4-3/4" B.C.
 ALL42089 Rotor With 5/8"-11 Wheel Studs, 5 On 5" B.C.

Related Parts

ALL72161 Spindle Nut Kit
 ALL72165 Front Hub Dust Cap
 ALL72308 Master Bearing And Seal Kit
 ALL72126 Hub Seal
 ALL72270 Inner Bearing
 ALL72274 Outer Bearing



ALL72165

ALL72308

TECH TIP

The term "Metric Chassis" commonly refers to the intermediate line of GM cars built from 1978 through 1988 including the Chevrolet Monte Carlo and Malibu, Oldsmobile Cutlass, Buick Regal and the Pontiac Grand Prix. These chassis are very similar but they also have some differences. One of the major differences applies to the front steering spindles and brake rotors. There were three different brake rotors used and two different spindles. 1978 year vehicles used a spindle/rotor combination that was a one-year production. 1979-88 vehicles used the same spindle but utilized two different brake rotors. These rotors appear very similar but the 1979-81 use a brake rotor with a larger outer bearing and race than the 1982-88 model years. These rotors may be interchanged but will require the matching outer bearing for proper installation.


GM Rear Brake Rotor ALL42095

Hat style brake rotor with 5 on 4-3/4" pattern can be used with ALL42180 and ALL42181 7.5" metric caliper brackets and stock type axles. 11-5/8" vented rotor is .790" thick and has a 2.800" I.D. center indexing hole to work with most metric style axle flanges with a maximum O.D. of 6".



Late Model And Modified Brake Rotor ALL42011

Lightweight solid rotor for Late Models and Modifieds. Use anywhere reduction of un-sprung weight is desirable. Rotor is scalloped to provide maximum weight loss without compromising braking performance or rotor durability. Rotor is steel 8-bolt with a 7" bolt circle, 11.75" diameter and .250" thickness.



40 Vane Directional Rotors

Heavy duty 40 vane brake rotors provide added strength and cooling over standard 36 vane rotors. 11.75" x 1.25" 8 bolt rotors weigh just 11 pounds and have ball milled slots to keep rotor clean.

ALL42004..... LH 1.25" x 11.75" 8-Bolt
 ALL42005..... RH 1.25" x 11.75" 8-Bolt



ALL42004

36 Vane Directional Rotors

Rotors have 36 directional cooling vanes and are 1-1/4" thick x 11-3/4" diameter. Directional cooling vanes allow brakes to run much cooler than conventional rotor designs. Rotors fit solid mounting brake hats or hubs.

ALL42000..... LH 1.25" x 11.75" 8-Bolt
 ALL42001..... RH 1.25" x 11.75" 8-Bolt



Rotor Bolt Kit **ALL42026**

Grade 5, 5/16" bolts fasten disc brake rotors to rotor hat or hub. Includes ten bolts, ten washers and ten self-locking nuts.



Stamped Steel Rotor Hat **ALL42120**


Brake hat fits 8-bolt rotors with 7" bolt circle mount. Made of stamped steel with a 3" offset and drilled for 4-1/2", 4-3/4" and 5" bolt circles. Hat has 3.060" diameter centering hole and fits axle flanges with up to 5.75" diameter. Drilled for 1/2" wheel studs. IMCA Legal.



Cast Aluminum Rotor Hats

Cast aluminum hats are available in two offsets, fit 8-bolt rotors with 7" bolt circle mount, have a 3.060" diameter centering hole and fit axle flanges with up to 6.050" diameter. Drilled for 1/2" studs.

ALL42129 2-1/2" Offset, 2.2 Lbs.
 ALL42128 3" Offset, 2.5 Lbs.



ALL42129



Andy Barr

Photo: Marcus Berglund

Rotor Spacer **For Dirt Late Models**


Minimize caliper damage from debris and maximize cooling capabilities. Rotor spacer bolts to a Wide 5 hub, moving the rotor/caliper inboard and out of the wheel shell. When used on the left rear corner, spacer also helps reduce caliper damage from this common debris area. Made from 6061 aluminum and includes eight mounting bolts.

ALL42014 1.75" Rotor Spacer
 ALL42016 2.25" Rotor Spacer



Inner Mud Shield **ALL44148**

Aluminum shield attaches to the axle tube to help prevent dirt build-up in the backside of the left rear wheel. Shield works with most 15" wheels and includes mounting hardware.



Replacement Part

ALL44149 Replacement Shield

Mustang II Caliper Brackets

Install 11" Granada style rotors and GM Metric style calipers on stock height or lowered Mustang II spindles with these bolt-on caliper brackets. Lightweight steel brackets weigh just over one pound each and are sold individually. Commonly used on Modifieds and stock cars.

ALL42110 LH Caliper Bracket
 ALL42111 RH Caliper Bracket



ALL42111

Hybrid Mustang II Caliper Brackets

Install smaller hybrid style rotors and intermediate GM Metric style calipers on stock height or lowered Mustang II spindles with these bolt-on caliper brackets. Lightweight steel brackets weigh just one pound each and are sold individually. Commonly used on Modifieds and stock cars.

ALL42118..... LH Hybrid Caliper Bracket
 ALL42119..... RH Hybrid Caliper Bracket



ALL42118

GM 7.5" Rear Caliper Brackets

Steel bolt-on brackets are used when converting drum brake equipped 7.5" GM style rear ends to disc brakes. 1/4" thick brackets replace the drum brake backing plates to provide secure mounting for standard intermediate metric calipers (ALL42083 and ALL42084).

ALL42180 LH Bracket
 ALL42181 RH Bracket



ALL42180 ALL42181

Brake Floater Brackets

Steel brackets for use on the left rear suspension with GM Metric calipers.



- ALL42187 Bracket With Liner
- ALL42188 Bracket With 2 Bearings

Rear Caliper Brackets

Made from 1/4" thick steel, brackets fit 3" diameter axle housings and work with 11.75" diameter rotors. Available for many setups.



Clamp-On Brackets

- ALL42101 Big GM, 7" Spacing
- ALL42103 GM Metric, 5-1/2" Spacing, Wide Clamp
- ALL42185 GM Metric, 5-1/2" Spacing, Narrow Clamp
- ALL42186 GM Metric, 5-1/2" Spacing, Narrow Clamp With Reinforcing Gussets
- ALL42105 Wilwood Dynalite, 5-1/4" Spacing
- ALL42109 Wilwood Superlite, 3-1/2" Spacing

Weld-On Brackets

- ALL42100 Big GM Style, 7" Spacing
- ALL42102 GM Metric, 5-1/2" Spacing
- ALL42104 Wilwood Dynalite, 5-1/4" Spacing
- ALL42108 Wilwood Superlite, 3-1/2" Spacing

GM Metric Caliper Bracket ALL42133

3-piece modular bracket has the caliper bracket bolted separately for easy installation to a 3" axle tube without removing the rear hub assembly. Specially designed to mount a GM Metric caliper with 5-1/2" bolt spacing to axle tube when using a 11-3/4" diameter brake rotor. Additional locking bolts install into axle tube to help prevent bracket from rotating.



Ford 9" Axle Spacer Plates

Spacer plate takes the place of drum brake backing plate and properly pre-loads the tapered style axle bearing. Spacers fit large bearing Ford 9" housing ends. Sold each.



- ALL72318 Late Torino Style
- ALL72319 Early Style

Related Item

- ALL72042 Backing Plate T-Bolts (Late Style), 8-Pack

Wilwood Superlite Caliper Bracket ALL42134

Lightweight aluminum caliper bracket bolts together for easy installation to a 3" O.D. axle tube without removing the rear hub assembly. Specially designed to mount a Wilwood Superlite caliper with 3-1/2" bolt spacing to axle tube when using a 11-3/4" diameter brake rotor. Additional locking bolts install into axle tube to help prevent bracket from rotating.



Superlite Caliper Bracket For Bolt On Snouts ALL42137

For use with 8-bolt axle tubes and bolt on snouts where there is no room for a bracket to clamp on the tube. This bracket mates between the tube and the snout and has multiple holes for preference of caliper location.



Brake Line Deflectors

Deflectors mount on caliper or spindle on an open wheel car to protect brake lines and fittings from damage. Sold each.

- ALL50250 LH Deflector
- ALL50251 RH Deflector



ALL50250




ALL50251

Brake Calipers

Stock style calipers are perfect replacements on most GM vehicles and will fit up to 1" wide rotor. Metric inlet thread is 10mm x 1.50 pitch. Big GM inlet thread is 7/16"-20.

- ALL42081 RH 1973-77 Big GM
- ALL42082 LH 1973-77 Big GM
- ALL42083 RH 1978-87 Metric GM
- ALL42084 LH 1978-87 Metric GM



Note: We reference RH (right-hand) or LH (left-hand) based on the caliper being mounted behind the rotor, however, all calipers may be mounted on the front or backside of the rotor.

GM Caliper Bolts

Replacement caliper bolts fit most GM calipers and allow for easy installation and removal. Bolts feature a built-in sleeve to allow for extra caliper travel. Package of 2.

- ALL42079 Socket Head, 3/8" Allen
- ALL42080 Hex Head, 5/8" Wrench



ALL42079



ALL42080

GM Caliper Spacers

Aluminum spacers for use with stock or stock design aftermarket calipers and thin rotors. Spacers keep the piston safely in the bore of the caliper. Choose from large GM style or mid-sized GM Metric caliper. Spacers are sold each and may need additional clearance depending on caliper used.



ALL42040

- ALL42039 GM Metric, .100" Thick
- ALL42040 GM Metric, .190" Thick
- ALL42041 Big GM, .190" Thick

Caliper Spacers

Aluminum spacer is designed to work with non-bridge bolt pads such as Wilwood Superlite, Hawk HB101 series and Performance Friction 7751. Sold each.



- ALL42042 0.119" Thick
- ALL42043 0.190" Thick

Rear Disc Brake Kit ALL42019

Update and greatly improve braking power by converting standard drum brake rear ends to disc brakes.



Universal rotor hat fits 5 on 4-1/2", 5 on 4-3/4" and 5 on 5" bolt patterns. Caliper mounting brackets weld onto 3" axle tubes. Rotor hats will not work with some aftermarket axles. Axles with flanges larger than 5-3/4" must use cast aluminum rotor hats, ALL42128 or ALL42129.

Kit includes rotors (.810" x 11.75"), universal rotor hats, rotor bolt kits, caliper mounting bolts and caliper mounting brackets for GM intermediate metric style calipers (ALL42083 and ALL42084).

Kit Does Not Have Provisions For Parking Brake

Mustang II Front Disc Brake Kits

Improve the stopping power and safety of cars equipped with Mustang II spindles.



Kits include large 11" brake rotors in choice of bolt patterns, caliper mounting brackets, calipers, brake pads and installation hardware. Brake hose kits ALL42025 or ALL42032 will help complete the installation.

- ALL42024 Disc Brake Kit Rotors With 1/2"-20 Wheel Studs 5 On 4.50" B.C.
- ALL42029 Disc Brake Kit Rotors With 1/2"-20 Wheel Studs 5 On 4.75" B.C.
- ALL42030 Disc Brake Kit Rotors With 5/8"-11 Studs 5 On 5" B.C. (Brake Pads Not Included)

D.O.T. Legal Brake Hose Kits


Kit includes everything necessary to complete the connection between 3/16" steel brake line and the brake caliper for one axle. Kits include two brake line adapter fittings, steel weld on tabs, retainer clips, banjo caliper fittings, banjo bolts, crush washers, and 16" DOT approved #3 braided steel hoses.



- ALL42032 GM Metric Kit With 10mm-1.50 Caliper Bolts
- ALL42033 Big GM Kit With 7/16"-20 Caliper Bolts

Brake Hose Kits

Kit includes everything necessary to complete the connection between 3/16" steel brake line and the brake caliper for one axle. Kits include two brake line adapter fittings, steel weld on tabs, retainer clips, banjo caliper fittings, banjo bolts, crush washers, and 15" #3 braided steel hoses.



- ALL42025 GM Metric Kit With 10mm-1.50 Caliper Bolts
- ALL42027 Big GM Kit With 7/16"-20 Caliper Bolts



Dan Hovden

Photo: Tyler Rinken Photos



Mitch Hovden

Photo: Tyler Rinken Photos

Brake Duct Hose

Flexible, non-kink hose directs air from front ducts to spindle ducts. Available in 10 ft. lengths and three temperature ranges.



275°: 3" single-ply thermoplastic rubber wall with a spring steel wire support.

300°: 3" or 4" double-ply neoprene coated woven fiberglass hose with spring steel inner and fiberglass external supports. Smooth inner wall for unrestricted flow.

550°: 3" or 4" double-ply silicon coated fiberglass hose with spring steel inner and fiberglass external support. Smooth inner wall for unrestricted flow.

- | | |
|-----------------------------|----------------------------|
| ALL42150 3"X10', 275° | ALL42154..... 4"X10', 300° |
| ALL42151 3"X10', 300° | ALL42155..... 4"X10', 550° |
| ALL42152 3"X10', 550° | |

Spindle Ducts



ALL42113 ALL42112 ALL42115 ALL42114 ALL42117 ALL42116

Aluminum 3" ducts fit most fabricated spindles. Available in dual inlet, light or heavy duty single inlet.

- | | |
|-----------------------------|------------------------------|
| ALL42112.... LH, Dual | ALL42116.....LH, Lightweight |
| ALL42113.... RH, Dual | ALL42117.....RH, Lightweight |
| ALL42114.... LH, Heavy Duty | |
| ALL42115.... RH, Heavy Duty | |

In-Line Duct Blowers



ALL13010 ALL13008 ALL13009

Many uses include cooling brake systems or assisting helmet cooling efforts. CFM ratings at 13.6 volts with a 3.5 amp draw.

- | |
|--|
| ALL13010..... 3" Compact, 5" Long, 140 CFM |
| ALL13008..... 3" Heavy Duty, 8" Long, 170 CFM |
| ALL13009 4" Heavy Duty, 6" Long, 240 CFM |

Plastic Brake Ducts

Ducts direct outside air to brakes, oil coolers and the driver. 3" O.D. with centered, offset or dual outlets.



- | |
|---|
| ALL42140 Centered, 5-1/2" x 8" |
| ALL42141 Offset, 5" x 9-3/4" |
| ALL42142 Double Hole, 5" x 9-3/4" |
| ALL42143 Single Hole, Clear, 6" x 10-3/4" |
| ALL42144 Double Hole, Clear, 9" x 11" |

Brake Duct Hose Flange


ALL42160

Flange rivets to nosepiece. 3" brake duct hose can then be hose clamped to



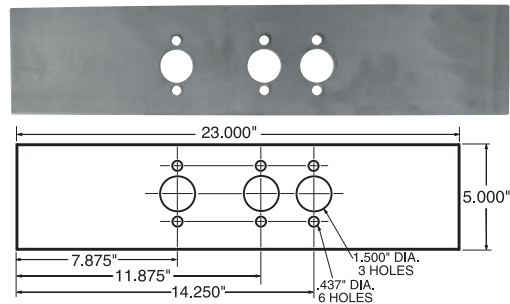
Hanging Brake Pedal Mount ALL54060

Welds to chassis to mount Wilwood and Tilton style hanging pedals. Notched to clear balance bar.



Floor Pedal Plate ALL54050

Weld-in pedal plate is 23" x 5" x 1/8" and speeds up race car construction by providing the proper spacing for mounting pedal/master cylinder assemblies.



Pedal Extensions

Kits move floor mounted pedals closer to the driver and eliminate the need for extra long seat brackets used to move the driver forward. Now just leave the seat in the desired location and move the pedals closer to the driver.



- | |
|--|
| ALL41050 2" Kit - Complete |
| ALL41051 4" Kit - Complete |
| ALL41052 2" Master Cylinder Kit Only |
| ALL41053 4" Master Cylinder Kit Only |
| ALL41054 2" Clutch Kit Only |
| ALL41055 4" Clutch Kit Only |

Hanging Brake Pedal Assembly **ALL41014**

Universal brake pedal assembly includes everything to install a new hanging brake pedal and is ideal when relocating older style floor mounted brake pedal with under floor master cylinder to a more convenient firewall location. Firewall mounted bracket is pre-drilled to accept Allstar power brake boosters or most manual brake master cylinders and includes a dash support bracket. Multiple pedal mounting holes allow arm to be positioned 5-7/8" to 11-7/8" from firewall mounting plate in 1-1/2" increments for desired pedal placement. Included 3/8"-24 clevis and threaded pushrod may be cut and re-threaded as needed depending on final pedal location.



90° Hanging Brake Pedal Assembly **ALL41013**

Universal pedal mount positions the booster and master cylinder under the dash 90° to the firewall for a clean underhood appearance and is ideal for vehicles that simply do not have room in the engine compartment for a booster or master cylinder. Bracket has provisions to accept Allstar power brake boosters or to mount a master cylinder directly to the bracket for manual brake applications. Welding required to mount pedal tab to pedal.



Brake Pedal Assemblies

Pedal assemblies are commonly used when converting under-floor standard single reservoir master cylinder to a power, dual reservoir master cylinder brake system. Pedal assemblies accept Allstar 7" and 8" power brake boosters. Pedal arms have bronze bushings installed to resist wear and provide years of use. Pedal assemblies do not have provisions for a clutch pedal.

ALL41015 Universal*

ALL41022 1947-54 Chevy/GMC Pick-up

*Universal pedal assembly will work on 1928-32 Fords with modifications.



Power Brake Boosters

Boosters are available in 7" or 8" diameter and fit Allstar brake pedals as well as other aftermarket units. For use with ALL41060-41062 master cylinders. The 7" booster is 3-3/4" deep, the 8" booster is 5-1/2" deep.

ALL41005 7", Single Diaphragm, Universal

ALL41006 8", Dual Diaphragm, Universal

ALL41007 '55-64 Chevy, 7", Single Diaphragm, Standard Finish

ALL41008 '55-64 Chevy, 7", Single Diaphragm, Chrome

ALL41009 '55-64 Chevy, 8", Dual Diaphragm, Standard Finish



Corvette Style Master Cylinders

Dual reservoir master cylinders have 1" bores and outlet ports on both sides for easy plumbing and installation. Popular master cylinders are used with disc/disc and disc/drum manual or power brake applications. Slotted mounting holes on 3-1/4" centers work well with Allstar brake boosters



ALL41060

Big Bore Master Cylinder **ALL41064**

Master cylinder with large 1-1/4" bore works well on vehicles that require increased volume for proper braking or as an option when experiencing excessive pedal travel with standard 1" bore Corvette style master cylinders. Cast iron master cylinder features a deep hole piston for use with manual or power brakes. Front brake port accepts 3/16" steel brake line with 3/8"-24 inverted flare nut. Rear brake port accepts 1/4" steel brake line with 1/2"-20 flare nut (using included adapter) or 9/16"-18 flare nut by removing adapter.



Master Cylinder Adapter Fittings

ALL41012

Fittings adapt master cylinders or combination valves with 1/2"-20 and 9/16"-18 ports to accept 3/16" inverted flare brake line with standard 3/8"-24 fittings. Kit includes one of each fitting.



Pedal Rod Extensions

Steel extensions have 3/8"-24

threads and are often used to connect the brake pedal to the master cylinder or booster using a female rod end or a clevis.

ALL41027 4-3/4" Long Overall With 3" of Male Thread

ALL41028 9" Long Overall With 1" of Male Thread



Brake Pedal Clevis **ALL41026**

Clevis fastens to the brake pedal arm to accept a threaded rod extension or power brake booster pushrod. Clevis is threaded for a 3/8"-24 rod and has a 3/8" pin.



Master Cylinder Remote Reservoirs

High-impact plastic remote reservoirs simplify brake bleeding, especially when master cylinder is mounted low in the chassis. Available with single or dual outlet and may be connected to master cylinder with a 5/16" hose.

ALL42045 Single Outlet

ALL42046 Dual Outlet



Plunger Style Brake Light Switch ALL76253

Popular two terminal brake light switch found in most vehicles from the 1950's to today. Ideal for most applications, switch is spring loaded to the on position and turns off when contacted by the brake pedal assembly. Switch has 1/2" threads with jam nuts for easy mounting in a bracket, and two .250" blade type terminals.



Proportioning Valve ALL48025

Adjust front-to-rear brake bias with the twist of a knob. Provides up to 57% reduction. Fitting ports are 1/8"NPT. Valve includes two fittings to adapt to 3/16" brake line. 1" L, 1-3/4" W and 3-5/16" tall.



Lever Style Brake Light Switch ALL76250

Switch is commonly used with under-floor mounted brake pedal assemblies when switch can contact the brake pedal arm. Spring loaded switch is designed to return to the open position and has two #10-32 tapped mounting holes, 5/8" on centers. Designed for easy two wire connection, one "+" supply and the other to power brake lights or a brake light relay. Switch is rated at 4.5 amps and features two male bullet terminals.



Combination Valves

Multi-purpose valves are used in the brake system to properly distribute fluid to the front and rear brakes, meter the amount of fluid and pressure delivered to each brake and provide an option to connect a warning light to alert in case of brake failure.



ALL41040 Disc/Drum
ALL41042 Disc/Disc

Related Part

ALL41044 Connector For Warning Light



Pressure Activated Brake Light Switches

Switch is plumbed into the brake system and is activated by closing the electrical connection with rising brake pressure (60-120 PSI). Designed for easy two wire connection, one "+" supply and the other to power brake lights or a brake light relay. Switches are rated at 4.5 amps and have 1/8"-27 dry seal mounting threads.



ALL76251 Male Bullet Terminals
ALL76252 6-32 Screw Terminals

Bleeder Tool ALL41043

Tool temporarily replaces the warning light switch in ALL41040 and ALL41042 combination valves to keep the spool valve centered when bleeding the brake system. When bleeding the brake system, the spool valve may be forced to the front or rear and prevent proper system bleeding.



Residual Check Valves


Residual check valves hold a small amount of pressure in the brake system to keep the brake system functioning properly while helping to maintain a firm pedal. Maintaining system pressure prevents fluid from returning to the master cylinder when the master cylinder is positioned lower than or close to the same height as the calipers or wheel cylinders. Proper system pressure also keeps piston and wheel cylinder seals expanded, creating a positive seal and brake pads seated against the rotor. Valves include two 3/16" inverted flare fittings.



ALL41048 2 Lb. For Disc Brakes (Blue)
ALL41049 10 Lb. For Drum Brakes (Red)

Combination Valve Mounting Brackets

Brackets provide a secure mount for combination valves allowing them to be mounted to the frame or directly under the master cylinder providing access to lines and fittings.



ALL41045 Horizontal Mount Bracket
ALL41046 Vertical Mount Bracket

Distribution Block With Proportioning Valve And Brake Light Switch ALL48037

Distribution block connects brake lines from the master cylinder to front and rear brakes with the added benefit of a rear proportioning valve and built-in pressure activated brake light switch. The proportioning valve may be adjusted to limit rear brake pressure to help prevent rear brake lock-up. Block ports have 3/8"-24 threads that accept 3/16" inverted flare style fittings. Block includes installation instructions, fittings, pigtail wiring harness and boot.



Brake Pressure Safety Switch ALL76255

Brake pressure switch is wired into the ignition system and kills power to ignition when a sudden spike in brake pressure is sensed such as in an accident or emergency. Switch has an adjustable cut-off pressure from 700-1900 PSI and resets automatically when brakes are released. A weather-proof cover protects the inner adjustment screw and seals the 18" long pigtail leads. 1/8"NPT male threads.



Electric Line Lock Kit

Electrically controlled valve engages with a switch, and holds pressure to the front brakes on drag race vehicles. Commonly used to prevent vehicles from rolling once they have staged or during burn outs in the water box. Detailed installation instructions included.

- ALL48012 Electric Line Lock Master Kit
- ALL48013 Electric Line Lock Kit With Fittings
- ALL48014 Electrical Hardware Kit



Electric Right Front Brake Shut-Off ALL48017

Disable right front brake with the flip of a switch. Commonly found on Dirt Modified and Late Models, electric shut-off helps turn the car on entry when track conditions are heavy/wet. Kit electronically disables the right front brake yet allows brake pressure to bleed-off from the right front brake caliper, unlike manual shut off valves. Detailed installation instructions are included.



Brake Bias Adjuster With Reference Pointer

Know exactly where brake adjustments are set—no more guessing the correct setting. When the adjusting knob is turned, the pointer moves along the reference scale. Adjuster body can be pivoted for easy viewing and multiple applications. Record where the pointer is located and use as baseline. Housing, internals, brackets and knob with detent are all made of aluminum. Each includes a five foot cable that can be cut to any length for a custom fit and has 3/8"-24 threads for most standard pedal assemblies.

- ALL42074 Adjuster With Knob
- ALL42078 Adjuster With Crank Handle



Brake Shut-Off Valve ALL48010

Valve has 1/8" NPT inlet and outlet and is rated at 2,000 PSI. Use Allstar ALL50120 fitting for 3/16" inverted flare brake line. Dimensions: 1/2" W x 1-3/4" L x 1-9/16" H.



RF Brake Shut-Off Valve Decal ALL48011

Decal has a 5/8" hole and is designed for use with the ALL48010 valve.



Brake Bias Gauge Panels

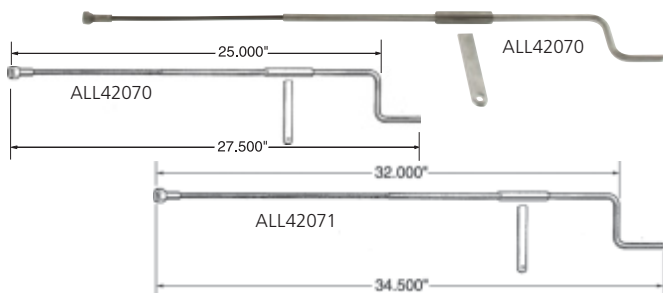
Gauges show actual front and rear line pressure for making brake bias changes before or during the race. Pre-assembled units have 0-1500psi liquid filled gauges with 1/8" NPT male fittings and bleeder valves to evacuate air from the gauges. 2-3/4" x 4-1/2" pre-drilled panels are offered in horizontal or vertical versions.

- ALL80170 Vertical
- ALL80172 Horizontal



Brake Bias Adjusters

Adjust brake bias from the driver seat to compensate for changing track conditions. Adjusters mount to balance bars with 3/8"-24 threads. Two styles available: heavy duty crank or cable with knob.



- ALL42070 Short Heavy Duty Steel Crank-Style Adjuster
- ALL42071 Long Heavy Duty Steel Crank-Style Adjuster
- ALL42072 5 Ft. Long Cable-Style Adjuster
- ALL99116 Replacement Cable Assembly

Swivel Head Brake Pressure Gauge ALL11020

Gauge temporarily replaces the bleeder screw in most aftermarket brake calipers with 1/4"-28 thread bleeder screws to measure brake pressure. Swivel head positions the 2-3/4" diameter gauge for easy viewing. Convenient remote bleeder can be used to evacuate air in the system for accurate readings.



Related Part

- ALL11022 Adapter converts ALL11020 and other gauges with 1/4"-28 thread to 10mm-1.50 thread for use with popular GM metric calipers.

Brake Pressure Gauge Kit ALL11026

Brake pressure gauge kit includes two gauges, allowing one gauge to be used in the front and one in the rear brake system. Compare front to rear pressures to help diagnose problems or to preset your brake bias. Gauges easily replace 1/4"-28 brake bleeders which are commonly found in most aftermarket calipers.



Dirt Race Car Brake Line Kit

Kit allows braided lines to be run throughout a dirt race car. Includes all lines needed to reach from the calipers to inside the foot box. Due to brand preference and location of pedals, master cylinders and brake shut off, the specific fittings and lines to complete plumbing inside the foot box area will need to be purchased separately.

Concerned about brake pressure? This kit uses #3 line with -4AN ends. The #3 line size offers a stiffer pedal feel while utilizing the more popular -4AN ends.

- ALL42052 Kit For Dirt Modifieds With OEM Calipers
- ALL42053 Kit For Dirt Modifieds With Aftermarket Calipers
- ALL42054 Kit For Dirt Late Models With Aftermarket Calipers

Rear End Brake Line Kit (Single Line Drop)

Kit is designed to eliminate "hanging" brake lines near the rear calipers. Rear Brake Line Kits utilize a single line drop located near the left side of the center section. From the drop, the lines tee and run over the top back side of the center section, then across the backside of axle tubes to the calipers. Kit includes braided lines (#3 line with -4AN ends), -4AN tee, 3" axle tube clamp bracket and a tee bracket.

- ALL42056... Kit For Dirt Modifieds (60" Wide) With OEM Calipers
- ALL42057... Kit For Dirt Modifieds (60" Wide) w/Aftermarket Calipers
- ALL42058... Kit For Dirt Late Models (62" Wide) w/Aftermarket Calipers

Front End Brake Line Kit

Kits include braided lines to reach from the front calipers to inside the foot box. Braided lines are #3 size with -4AN ends. The #3 line size offers a stiffer pedal feel while utilizing the more popular -4AN ends.

- ALL42060 Kit For Dirt Modifieds With OEM Calipers
- ALL42061 Kit For Dirt Modifieds With Aftermarket Calipers
- ALL42062 Kit For Dirt Late Model With Aftermarket Calipers

Note: Visit our website for specific components used in these kits!

Deluxe Nylon Brake Line Kits

Deluxe kits feature push lock fittings to ease installation. Kits include 30 feet of line and fittings. Not for street use.

- ALL48018 Kit For Use Without Brake Gauges
- ALL48019 Kit For Use With Brake Gauges

Replacement Fittings

- ALL48020 1/8" NPT Male To Push Lock Hose
- ALL48021 1/8" NPT Female To Push Lock Hose
- ALL48022 Plastic T - All To Push Lock Hose
- ALL48023 Plastic T - (2) Push Lock, (1) 1/8" NPT
- ALL50184 1/8" NPT Male Union, 4-Pack



Nylon Brake Line Kit ALL48030

Quickly plumb any race car using an Allstar nylon brake line kit. Kit extends from the master cylinder to the caliper and includes 35 feet of 3/16" line, compression ends, unions, tees and 1/8" NPT fittings. Race proven for years. Not for street use.

Replacement Line

- ALL48026 10'
- ALL48027 50'
- ALL48028 100'

Replacement Brass Fittings For Nylon Brake Line Kit


- ALL48032 1/8" NPT Straight
- ALL48033 1/8" NPT 90°
- ALL48034 3/16" Male Union
- ALL48035 3/16" Male Tee
- ALL48036 3/16" Captured End Caps, 10-Pack
- ALL50040 Caliper Fitting 10mm-1.5 Male To 1/8" NPT Female 2-Pack (Not Included In Kit. Needed For Use With Metric GM Calipers To Nylon Brake Line)



Braided Steel Lines

A wide selection of braided steel lines in various lengths. All lines come with one straight end and your choice of straight, 45° or 90° on the other end. The inner PTFE hose is compatible with all brake fluids. The braided stainless steel outer covering resists abrasion and corrosion. Ideal for use where bending and flexing occur. More durable than rubber hose.

See pages 124 to 127 in the Fittings & Hoses section for a complete listing of braided lines, coated and non-coated.



Steel Brake Line

Steel brake line is available in lengths from 8" to 72" for plumbing brake systems. Standard galvanized zinc coating.



Length	3/16" Line With 3/8"-24 Ends
8"	ALL48048
12"	ALL48050
20"	ALL48052
30"	ALL48054
40"	ALL48056
51"	ALL48058
60"	ALL48060
72"	ALL48062

Stainless Steel Brake Line

304 Grade stainless steel line exceeds SAE and DOT requirements. Pre-made lines include standard size stainless ends for years of service and show quality finish.



Length	3/16" Line With 3/8"-24 Ends	1/4" Line With 7/16"-24 Ends
8"	ALL48300	ALL48310
12"	ALL48301	ALL48311
20"	ALL48302	ALL48312
30"	ALL48303	ALL48313
40"	ALL48304	ALL48314
51"	ALL48305	ALL48315
60"	ALL48306	ALL48316
72"	ALL48307	ALL48317

Coiled Tubing

Coiled tubing works great for building custom length brake lines without unions. Tubing is easily cut and flared to desired length. Stainless tubing is 304 grade and double annealed for easy flaring and bending. Coiled tubing does not include flare nuts (sold separately).



ALL48040 3/16" Standard Zinc, 25'
 ALL48308..... 3/16" Stainless, 20'
 ALL48326..... 1/4" Standard Zinc, 25'
 ALL48318..... 1/4" Stainless, 20'.

Gravel Guard Brake Line Protector

Guard protects steel and plastic brake lines against possible damage caused by gravel, rocks and other road/track debris. Zinc coated steel material is placed over tubing or brake line before ends are installed. Sold in 8' long lengths.



ALL48330..... 3/16"
 ALL48332..... 1/4"

Inverted Flare Nuts

3/16" and 1/4" flare nuts are used for building custom brake lines. Nuts are available to fit most master cylinders and metering/proportioning valves. Select proper thread size for line used.



Part No.	Size	Color	Qty.
Flare Nuts For 3/16" Brake Line			
ALL50110	3/8"-24	Zinc Plated	10-Pack
ALL50111	3/8"-24	Stainless	10-Pack
ALL50113	7/16"-24	Red	2-Pack
ALL50114	1/2"-20	Green	2-Pack
ALL50115	9/16"-18	Olive	2-Pack
Flare Nuts For 1/4" Brake Line			
ALL50116	7/16"-24	Zinc Plated	10-Pack
ALL50117	7/16"-24	Stainless	10-Pack
ALL50118	1/2"-20	Gold	2-Pack
ALL50119	9/16"-18	Blue	2-Pack

Tubing Cutters

Cut plastic, aluminum, copper or steel tubing without distorting or crushing. Standard cutter works with tubing from 1/8" up to 1-1/8" and has wide rollers for even tracking of cutter wheel, built in reamer for cleaning inside of tubing and an extra cutting wheel. Mini cutter can cut tubing from 1/8" to 5/8" in tight areas.



ALL11010 Mini
 ALL11011 Standard

Double Flare Tool ALL11015

Double flares 3/16", 1/4", 5/16", 3/8" and 1/2" steel or aluminum and .040" copper tubing at 45°, the most common flare used in custom length brake and fuel lines. Includes instructions and a plastic storage case.



TECH TIP

A few helpful tips to help when flaring stainless steel tubing and prevent splitting the line when flaring. Cut with a hacksaw or cut-off wheel, not a tubing cutter. Using a step drill such as ALL11040, slightly chamfer the inside I.D. of the tubing. Using a bench grinder, slightly bevel the outside edge.

Line Clamps

Choose from rubber cushioned aluminum, nylon or clamp-on aluminum in 3/16" and 1/4".



3/16" Line Clamps

ALL18300 Rubber Cushioned Aluminum, 10-Pack
 ALL18310 Nylon, 10-Pack
 ALL18320 Clamp-On Aluminum, 4-Pack

1/4" Line Clamps

ALL18301 Rubber Cushioned Aluminum, 10-Pack
 ALL18311 Nylon, 10-Pack
 ALL18321 Clamp-On Aluminum, 4-Pack

WARNING PROP. 65 (See Below)

NPT To AN Fittings

1/8"-27NPT steel fittings are commonly used when connecting braided lines to brake calipers, engine oiling systems, etc.



ALL50000
ALL50001



ALL50010
ALL50011



ALL50018
ALL50019



ALL50021



ALL50020



ALL50199
ALL50200

- ALL50000 1/8" NPT Male To -3AN Straight, 2-Pack
- ALL50001 1/8" NPT Male To -4AN Straight, 2-Pack
- ALL50004 1/8" NPT Male To -4AN Straight, Tall **NEW!**
- ALL50010 1/8" NPT Male To -3AN 45°
- ALL50011 1/8" NPT Male To -4AN 45°
- ALL50018 1/8" NPT Male To -3AN 90°
- ALL50019 1/8" NPT Male To -4AN 90°
- ALL50020 1/8" NPT Male To -3AN 90° Tall
- ALL50021 1/8" NPT Male To -4AN 90° Tall
- ALL50199 1/8" NPT Female To -3AN
- ALL50200 1/8" NPT Female To -4AN

NPT Fittings

Popular brass 1/8"-27NPT fittings used for a variety of applications.



ALL50182



ALL50185



ALL50184



ALL50138

- ALL50182 1/8" NPT Plug, 4-Pack
- ALL50184 1/8" NPT Male Union, 4-Pack
- ALL50185 1/8" NPT Female Union, 4-Pack
- ALL50138 1/8" NPT Tee, 2-Pack
- ALL50139 1/8" NPT Tee, 2-Pack



ALL50139

WARNING PROP. 65 (See Below)

Caliper Fittings

Commonly used in stock type calipers in place of the banjo fitting and bolt. Fittings allow direct connection to a steel braided line. Fittings are sold in a pack of 2.



ALL50040



ALL50029
ALL50030
ALL50036



ALL50032



ALL50035

- ALL50029 3/8"-24 To -3AN Straight
- ALL50030 3/8"-24 To -4AN Straight
- ALL50032 7/16"-20 To -4AN Straight
- ALL50035 7/16"-20 To -4AN 90°
- ALL50037 10mm - 1.50 To -3AN Straight
- ALL50036 10mm - 1.50 To -4AN Straight
- ALL50040 10mm - 1.50 To Female 1/8"-27NPT

Banjo Fittings

Banjo fittings are commonly used with banjo bolts and crush washers in stock type calipers to allow direct connection of a steel braided line and allow pivoting the line as needed. Fittings are sold in a pack of 2.

- ALL50060 3/8" To -3AN
- ALL50061 3/8" To -4AN
- ALL50062 7/16" To -3AN
- ALL50063 7/16" To -4AN
- ALL50067 10mm To -3AN
- ALL50068 10mm To -4AN
- ALL50066 10mm To -4AN Extended



ALL50063



ALL50066

Banjo Bolts

Banjo bolts are a drilled bolt to allow fluid to pass through and are commonly used with banjo fittings and crush washers in stock type calipers to allow direct connection of a steel braided line. Bolts are sold in a pack of 2.

- ALL50070 3/8"-24
- ALL50072 7/16"-20
- ALL50076 10mm-1.25
- ALL50077 10mm-1.50



Crush Washers

Crush washers are used when sealing metal to metal contact points of banjo fittings and bolts. Soft material conforms to the irregularities of the sealing surfaces. Washers are sold in a pack of 10.

- ALL50082 3/8" And 10mm
- ALL50080 7/16"



WARNING: PROP. 65
The products on this page can expose you to lead, which is known to the State of California to cause cancer, birth defects or other reproductive harm. For more information, go to: www.P65Warnings.ca.gov

Bleeder Fitting With Screw **ALL50180**

Designed for popular aftermarket calipers, these fittings have 1/8"-27 threads and include a 1/4"-28 bleeder screw. Sold in a pack of 4.



Bleeder Caps **ALL50855**

Rubber caps keep dirt and moisture out of brake caliper bleeder screw fittings. Caps fit ALL50180 and most other popular small bleeder screws. Package of 10.



Inverted Flare Fittings

An inverted flare fitting is a common brake fitting designed to withstand the high pressures found in braking systems.



ALL50120
ALL50121



ALL50125



ALL50127



ALL50183



ALL50135



ALL50136
ALL50137



ALL50130
ALL50131
ALL50132
ALL50133

- ALL50120 3/16" To Male 1/8"-27NPT Straight, 4-Pack
- ALL50125 3/16" To Male 1/8"-27NPT 90°, 4-Pack
- ALL50127 3/16" To Female 1/8"-27NPT, 4-Pack
- ALL50136 3/16" Tee, 2-Pack
- ALL50137 3/16" Tee w/1/8"-27NPT Port
- ALL50135 3/16" Tee With 1/8"-27NPT Male Nipple On Side
- ALL50183 3/16" Plug, 4-Pack
- ALL50130 3/16" Union, 4-Pack
- ALL50121 1/4" To 1/8"-27NPT Straight, 4-Pack
- ALL50129 1/4" To 5/16", 2-Pack
- ALL50131 1/4" Union, 4-Pack
- ALL50132 5/16" Union, 4-Pack
- ALL50133 3/8" Union, 4-Pack

Master Cylinder Adapter Fittings **ALL41012**

Fittings adapt master cylinders or combination valves with 1/2"-20 and 9/16"-18 ports to accept 3/16" inverted flare brake line with standard 3/8"-24 fittings. Kit includes one of each fitting.



Bolt-In Adapter Fittings

Bulkhead style aluminum fittings adapt 3/16" inverted flare line to an AN type fitting. The 9/16" threaded body with attaching nut can be mounted through a C-channel style frame or a chassis tab.

- ALL50104 3/16" To 3AN
- ALL50105 3/16" To 4AN
- ALL60092 Weld-On Tabs, 4-Pack



Clip-In Adapter Fittings


Steel adapter fittings provide a bulkhead style connection to AN lines that can be mounted directly to the chassis by using tabs or brackets and retainer clips. Fittings fit in a 5/8" hole and are sold in a pack of 2.

- ALL50100 3/16" Inverted Flare To -3AN
- ALL50101 3/16" Inverted Flare To -4AN
- ALL50102 1/8"-27NPT To -3AN
- ALL50103 1/8"-27NPT To -4AN
- ALL60029 Bolt-on Tabs 2-Pack
- ALL60030 Weld-on Tabs 4-Pack
- ALL50150 Retainer Clip 4-Pack



TECH TIP


Installation Reference



D.O.T. Legal Brake Hose Kits

Kit includes everything necessary to complete the connection between 3/16" steel brake line and the brake caliper for one axle. Kits include two brake line adapter fittings, steel weld on tabs, retainer clips, banjo caliper fittings, banjo bolts, crush washers, and 16" DOT approved #3 braided steel hoses.

- ALL42032 GM Metric Kit With 10mm-1.50 Caliper Bolts
- ALL42033 Big GM Kit With 7/16"-20 Caliper Bolts



Brake Hose Kits

Kit includes everything necessary to complete the connection between 3/16" steel brake line and the brake caliper for one axle. Kits include two brake line adapter fittings, steel weld on tabs, retainer clips, banjo caliper fittings, banjo bolts, crush washers, and 15" #3 braided steel hoses.

- ALL42025 GM Metric Kit With 10mm-1.50 Caliper Bolts
- ALL42027 Big GM Kit With 7/16"-20 Caliper Bolts



WARNING: PROP. 65

The products on this page can expose you to lead, which is known to the State of California to cause cancer, birth defects or other reproductive harm. For more information, go to: www.P65Warnings.ca.gov

Steel Tube Nuts And Sleeves

Steel tube nuts and sleeves are used when making hard line connections to male AN fittings. Line requires a 37° flare for proper sealing. Package of 4.

- ALL50300..... -3 Tube Nut
- ALL50310 -3 Tube Sleeve



Aluminum Tube Nuts And Sleeves

Aluminum tube nuts and sleeves are used with corresponding hard lines to connect to male AN fittings. Line requires a 37° flare for proper sealing. Package of 2.

Size (Female)	For Tubing O.D.	Tube Nut	Tube Sleeve
-3	3/16"	ALL50320	ALL50330
-4	1/4"	ALL50321	ALL50331



37° Flaring Tool

ALL11016

This -AN fitting flare tool is essential when working with 37° flared fittings. Tool for use with soft copper, aluminum and brass tubing will precisely flare from -3 to -10 and 3/16" to 5/8".



Quick Disconnect Couplings

2-piece couplings allow lines to be separated without loss of fluid or requirement of bleeding. Commonly used on brake systems when changing front or rear axle assembly, hydraulic wing cylinders, a hydraulic clutch system using a hydraulic throw out bearing or when servicing a transmission with an internal hydraulic clutch.

- ALL50215 Steel Coupling With 1/8" NPT Female Threads
- ALL50212 Alum. Coupling With -3AN Male Threads
- ALL50213 Alum. Coupling With -4AN Male Threads
- ALL50209 Premium Coupling Fitting With -3AN Male Threads



Darrell Lanigan

Photo: JohnnyB Imagery

90° Swivel AN Fitting

Black anodized aluminum fitting swivels a full 360° for convenient hose connection. 1/8" NPT fitting is commonly used in after-market calipers, gauge panels or anywhere a swivel connection would be useful.

- ALL50108 1/8" NPT to -3AN
- ALL50109 1/8" NPT to -4AN



AN Union Fittings

Black anodized aluminum flare union adapter fittings are commonly used to connect two hoses with female AN ends.

- ALL50090 -3AN to -3AN
- ALL50091 -4AN to -4AN



AN Bulkhead Fittings

Black anodized aluminum bulkhead adapters are perfect when plumbing needs to pass through a firewall, interior panel or a mounting bracket.


- ALL50092 Straight -3AN to -3AN
- ALL50093 Straight -4AN to -4AN
- ALL50094 90° -3AN to -3AN
- ALL50095 90° 4AN to -4AN
- ALL50096 Tee (Run) 3AN (3x)
- ALL50097 Tee (Run) -4AN (3x)
- ALL50098 -3AN Bulkhead Nut
- ALL50099 -4AN Bulkhead Nut



Bulkhead Mounting Tab

ALL60093

One-piece steel mounting tab with 7/16" hole can be bolted to the chassis or rear end to hold bulkhead fittings in place. Bracket is 5/64" thick.



Retainer Clamp ALL68326

Steel clamp is designed to fit around 3" O.D. axle tube and mount other brackets or keep brackets in place. Lightweight clamp has 1/4" mounting hardware and a powder coated black finish.



Half Clamp Brackets

Unique brackets are a must when clamping completely around tubing isn't possible. Bracket clamps just over halfway around tubing and tightens to create a secure mount for many accessories. 3" bracket can clamp to rear end axle tubes to neatly secure braided lines. Brackets have 3/8" mounting holes.



- ALL10464 1-1/4"
- ALL10466 1-1/2"
- ALL10468 1-3/4"
- ALL10470 3"

Brake Bleeder Bottles

Contain the mess of bleeding brakes by capturing fluid in this 16 oz. bottle with a 15" long hose which attaches to most bleeder screws. The removable cap has a built-in fitting to secure the hose during storage to help prevent spills. Choose from a steel lanyard retainer that suspends the bottle from a chassis or suspension component, or a magnet retainer to secure the bottle to a steel object such as a brake drum or rotor during bleeding. ALL11017 has a magnet retainer and a built-in one way check valve for one person brake bleeding.



- ALL11019..... Bottle With Lanyard
- ALL11018..... Bottle With Magnet
- ALL11017..... Bottle With Magnet And Check Valve
- ALL99435..... Replacement Hose **NEW!**

Nitrile Gloves

Nitrile gloves protect against dirt and grime and help prevent oil and harsh chemicals from contacting the skin. Gloves are latex and powder free to keep from irritating skin. General purpose gloves are great for light duty uses that are not exposed to chemicals. Chemical resistant gloves work well for general purpose as well as jobs that involve oil, fuel, brake fluid and most cleaning chemicals such as brake and carb cleaners. Package of 100.



General Purpose (Blue)

- ALL12020 Medium
- ALL12021..... Large
- ALL12022 X-Large

Chemical Resistant (Black)

- ALL12024..... Medium
- ALL12025 Large
- ALL12026 X-Large
- ALL12027..... XX-Large

Shop Towels **ALL12006**

Blue shop towels are much heavier than standard paper towels and work great for numerous tasks around the shop or track. Rolls contain 60 individually perforated 11" x 9-1/2" disposable sheets.



Castrol SRF Brake Fluid **ALL78115**

Castrol SRF brake fluid has a wet boiling point of 518°F (270°C) which exceeds DOT 3 and 4 standards. Do not mix Castrol SRF and other brake fluids, as this will reduce the benefits of Castrol SRF. Sold in 1 liter containers (33.8 ozs.)



AP Radi-CAL R3 (AP PRF) Brake Fluid **ALL78116**

Developed for extreme, high temperature racing conditions with a typical dry boiling point of 617°F and a wet boiling point of 383°F. Conforms to DOT 4 specifications. Sold in 16.9 oz. bottle.



AP Radi-CAL R2 (Super 600) Hi-Temp Racing Brake Fluid **ALL78108**

Designed for extreme, high temperature racing conditions with a dry boiling point of 594°F and a wet boiling point of 383°F. Conforms to DOT 4 specifications. Sold in 16.9 oz. bottle.



Motul 600 Brake Fluid **ALL78117**

100% synthetic brake fluid has an extremely high boiling point helping to prevent vapor lock and brake fade during hard use. Motul 600 exceeds DOT 3 and DOT 4 specifications. Dry boiling point 594°F, wet boiling point 421°F. Sold in 16.9 oz. bottle.



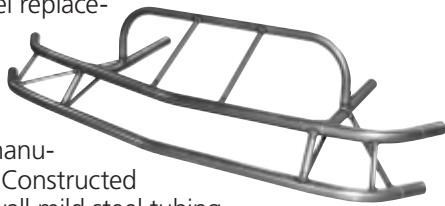
Motul 660 Brake Fluid **ALL78118**

100% synthetic brake fluid is specifically designed to resist extreme temperature generated by racing carbon and ceramic brakes. Motul 660 exceeds DOT 3, DOT 4 and DOT 5.1 specifications. Dry boiling point 617°F, wet boiling point 401°F. Sold in 16.9 oz. bottle.



Dirt Late Model 1-Piece Front Bumpers

Our Dirt Late Model replacement bumpers are jig welded to meet OE manufacture specifications, but these are not OE manufactured bumpers. Constructed of 1-1/2" x .065" wall mild steel tubing.



ALL22381

- ALL22380..... Rocket 2005-2016*
- ALL22382..... Rocket 2005-2015
- ALL22379..... XR1*†
- ALL22381..... Mastersbilt
- ALL22383..... Rayburn

*Bumper has built-in rake for nose clearance.
†Will also fit 2005-2017 standard Rockets as well as XR1.

Dirt Late Model 2-Piece Front Bumpers

Our 2-piece Dirt Late Model replacement bumpers are jig welded to meet OE manufacture specifications, but these are not OE manufactured bumpers. Constructed of 1-1/2" x .065" wall mild steel tubing.



ALL22394

- ALL22394Mastersbilt
- ALL22393..... Mastersbilt, Gen X
- ALL22395Rocket 2005-2015**
- ALL22396Rocket 2005-2015*

*Bumper has built-in rake for nose clearance.
#Bumper has 2" added to left side.

Dirt Late Model Chrome Moly Bumpers

Our Chrome Moly Dirt Late Model replacement bumpers are jig welded to meet OE manufacture specifications, but these are not OE manufactured bumpers. Lightweight 1-1/2" x .049" wall chrome moly front bumpers offer added strength and about a 25-30% (5-6lbs) weight savings compared to similar mild steel bumpers.



ALL22340

- ALL22340..... Rocket 2005-2016*
- ALL22343..... XR1*†

*Bumper has built-in rake for nose clearance.
†Will also fit 2005-2017 standard Rockets as well as XR1.

Dirt Late Model Rear Bumpers

Our Dirt Late Model replacement rear bumpers are jig welded to meet OE manufacture specifications, but these are not OE manufactured bumpers. Constructed of mild steel tubing.



ALL22384

- ALL22387..... Mastersbilt
- ALL22384..... Mastersbilt, Gen X
- ALL22388..... Rocket, 36" CTC
- ALL22389..... Rocket, 34" CTC

Modified Universal Front Bumper

ALL22375

Bumper has 5" x 5" plate style mounts which measure 44" from outside to outside and can be modified to fit most chassis.



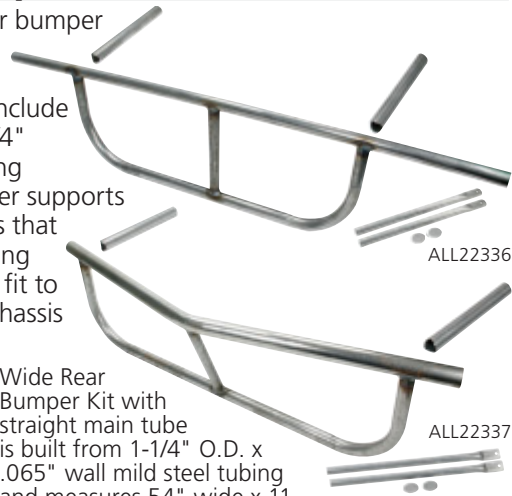
Modified 2-Piece Extended Length Front Bumper ALL22333

Extended length bumper features a 1-1/2" main tube with a 1-1/4" upper hoop that can be easily removed and reinstalled when fabricating a nose. Universal fit bumper extends out 21" from frame mounting brackets that are on 39" center, and weighs approximately 15 lbs.



Modified Rear Bumper Kits

Universal rear bumper kits have fully welded frames and include separate 1-1/4" O.D. mounting tubes, bumper supports and end caps that require welding for a custom fit to a variety of chassis widths.



ALL22336

ALL22337

ALL22336..... Wide Rear Bumper Kit with straight main tube is built from 1-1/4" O.D. x .065" wall mild steel tubing and measures 54" wide x 11-1/2" tall with a 34" wide fuel cell guard.

ALL22337..... Narrow Rear Bumper Kit with bent main tube is built from 1-1/2" O.D. x .065" wall mild steel tubing and measures 43" wide x 12-1/2" tall with a 39" wide fuel cell guard.

Sprint Stacked Front Bumper ALL22300

Stacked front bumper for improved front end protection is precision bent from steel or aluminum tubing, 1" O.D. steel tubing, 6" tall x 8" long overall x 19-1/4" wide on center. Weighs less than 4 lbs.



Aluminum ABC Template Front Bumper

ALL22350

Lightweight front bumper is 56" wide and weighs less than 2-1/2" pounds! Constructed of 1-1/2" x .083" wall aluminum tubing and pre-bent to match the contours of the template noses.



NEW!

ABC Template Front Bumper Kit

ALL22372

Designed to fit the shape of the ABC style nosepieces, this un-welded bumper kit is universal, can be built to any width and includes mounting sleeves that can be welded to the chassis. Bumper is constructed of 1-1/2" x .083" wall tubing and has an overall width of 58". Kit must be welded.



ABC Template Front Bumper

ALL22376

Designed to fit ABC style nosepieces, this fully welded front bumper is designed to fit most chassis with 35-1/2" center-to-center mounts. Bumper is constructed of 1-1/2" x .065" wall tubing and has an overall width of 48". Threaded inserts provide mounting points for a hood pin bar.



Asphalt Outlaw Front Bumper

ALL22326


Designed to mount Camaro dirt style nose (FIV145-410) to most asphalt late models with 34" outside frame dimensions, including: Howe, Finishline and Lefthander chassis.



Universal Asphalt Outlaw Front Bumper

ALL22327

Universal fit bumper has adjustable mounts allowing mounting of Camaro dirt style nose (FIV145-410) or other nose pieces to most Asphalt Late Models, regardless of frame width. Mounts can be positioned as needed along main tube and then bolted or welded in place. Commonly used on outlaw Asphalt Late Model.



1981 Camaro Front Bumper Kit


ALL22320

Universal bumper allows installation of most aftermarket 1981 Camaro nosepieces on any width chassis. Bumper is 1-3/4" x .095" wall mild steel tubing and includes 2" x 2" frame mounting slugs. Kit must be welded.



Mustang Front Bumper Kit

ALL22371



Kit Assembled

Universal bumper allows installation of aftermarket 1993 Mustang style nosepieces on any width chassis. Bumper is 1-3/4" x .095" wall mild steel tubing and includes 2" x 2" frame mounting slugs. Kit must be welded.

Universal Mini Stock Front Bumper

Universal bumper allows installation on a variety of mini stock applications. Bumper includes 1-3/4" x .095" wall mild steel tubing main bar, two adjustable length 1-1/2" x .083" corner pieces and two 6"x6" frame mount plates.

ALL22328..... Unwelded Kit
ALL22329..... Welded Kit (corners unwelded)




NEW!

Universal Rear Bumper Kit

ALL22373

Designed to fit any chassis. Corner pieces are slid inside rear section and then welded or bolted to required width. Includes 1-3/4" x .095" wall rear tube, two adjustable length 1-1/2" x .083" corner pieces, two lengths of tubing (connects bumper to any width chassis) and two sleeves which weld directly to the chassis.



Monte Carlo SS Nosepieces

Tough, plastic 1983-88 style nosepieces are perfect for Factory Stock and Sportsman circle track cars.



Shown with decal kit (sold separately).

Color	Complete	LH Driver	RH Passenger
White	ALL23010	ALL23010L	ALL23010R
Black	ALL23011	ALL23011L	ALL23011R
Red	ALL23025	ALL23025L	ALL23025R
Yellow	ALL23026	ALL23026L	ALL23026R
Orange	ALL23027	ALL23027L	ALL23027R
Chevron Blue	ALL23028	ALL23028L	ALL23028R

MD3 Monte Carlo SS Nosepieces

Tough, plastic 1983-88 style nosepieces are perfect for Factory Stock and Sportsman circle track cars.



Shown with decal kit (sold separately).

Color	Complete	LH Driver	RH Passenger
White	ALL23030	ALL23030L	ALL23030R
Black	ALL23031	ALL23031L	ALL23031R
Red	ALL23032	ALL23032L	ALL23032R
Yellow	ALL23033	ALL23033L	ALL23033R
Orange	ALL23034	ALL23034L	ALL23034R
Chevron Blue	ALL23035	ALL23035L	ALL23035R


Monte Carlo SS Headlight Decal Kits

Decal kits add a realistic look to most aftermarket nosepieces to replicate the popular 1983-88 Monte Carlo SS. Decals fit standard and MD3 style nosepieces.



ALL23014 Nose Decal Kit With Stock Grille
 ALL23038 Nose Decal Kit With Mesh Grille

Monte Carlo SS Front Bumper Kits



Kit Assembled


Universal bumper kit is adjustable to accommodate Monte Carlo nosepieces to any chassis. Kits are constructed of 1-3/4" x .095" wall tubing and require welding.

- ALL22370 Standard Monte Carlo SS Kit
 - ALL22369 MD3 Monte Carlo SS Kit
 - ALL22366 Standard Monte Carlo SS Kit, 2-Piece*
 - ALL22367 Upper Support Kit For ALL22366 (1-1/4" x .083")
- *Kit includes a 2-piece main tube for more convenient handling and lower shipping costs.

Monte Carlo SS Bolt-On Front Bumper

ALL22365

Bolt-on style bumper fits most tubular and stock stubs. Bumper accepts standard Monte Carlo SS nosepieces. Frame mounting brackets measure 30" center-to-center and fit over 2" x 3" rectangle tubing.



Flexible Body Brace ALL23075



Flexible brace made from plastic extends up to 31" and may be cut to fit shorter applications. Commonly used to support lower quarter panel or nose sides. Aluminum brackets are adjustable to accommodate a variety of straight and angle applications.

Replacement Part

ALL23076 Replacement Plastic Rod, 24" Long

Spoiler/Body Brace



Mount a spoiler or use as a support for lower quarter panel or nose. Can be shortened as needed. Sold each.
 ALL23020 Steel, Natural, Adjusts 16" to 27"
 ALL23021 Aluminum, Black, Adjusts 21" to 26"

Monte Carlo SS Rear Bumper Covers



Shown with decal kit (sold separately).

Tough, plastic 1983-88 style rear bumper covers are perfect for Factory Stock and Sportsman circle track cars.

Color	Complete	LH Driver	RH Passenger
White	ALL23015	ALL23015L	ALL23015R
Black	ALL23016	ALL23016L	ALL23016R
Red	ALL23040	ALL23040L	ALL23040R
Yellow	ALL23041	ALL23041L	ALL23041R
Orange	ALL23042	ALL23042L	ALL23042R
Chevron Blue	ALL23043	ALL23043L	ALL23043R

Monte Carlo SS Tail Light Decal Kit

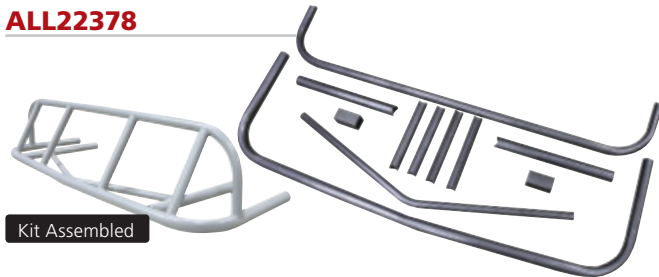
ALL23017

Decal kit adds a realistic look to most aftermarket rear bumper covers to replicate the popular 1983-88 Monte Carlo SS.



Monte Carlo SS Rear Bumper Kit

ALL22378



Kit includes pre-bent and notched 1-3/4" x .095" wall tubing to assemble a strong rear bumper that can be mounted to any width chassis and support the Allstar Performance and other aftermarket 1983-88 Monte Carlo SS rear bumper covers. Kit must be welded.

Radiator Shaker Screen

Commonly used on Dirt Late Models, universal shaker screen is mounted in front of the radiator on most dirt cars. Unit includes black powder coated aluminum frame, screen, 1/2" x 32" cross rod, springs and retaining clips. Frame dimensions are 17" tall and 25" wide.



Camaro SS Short Track Nosepieces

Designed specifically for short track use, in Stock Car, Sportsman and similar classes.



Shown with decal kit (sold separately).

Noses feature minimal recessed pockets, flat lower valiance, corrected width and easier to mount fabricated fenders and hood.

Color	Complete	LH Driver	RH Passenger
White	ALL23045	ALL23045L	ALL23045R
Black	ALL23046	ALL23046L	ALL23046R
Red	ALL23047	ALL23047L	ALL23047R
Chevron Blue	ALL23048	ALL23048L	ALL23048R

Camaro SS Decal Kit

ALL23044



Decal kit adds a realistic look to most aftermarket nosepieces to replicate the popular Camaro SS short track nosepiece.

Camaro SS Bumper Kit

ALL22322



Universal bumper kit is adjustable to accommodate Camaro SS nosepiece to any chassis. Kit is constructed of 1-3/4" x .095" wall tubing and requires welding.

Camaro SS Nose Support

ALL23058

Plastic nose support is specifically designed to fit the underside curve of the Camaro SS nosepiece.

Support fastens to the underside of the nosepiece to stiffen nose and allowing it to be bolted directly to the bumper. Support fits LH or RH sides and is sold each.



Sheet Plastic

Plastic material is 1/4" thick and useful **NEW!** for many projects including building custom nose supports or front splitters.



ALL22231 15" x 48"
ALL22232 30" x 48"

Lower Nose Support For MD3 Evolution **ALL23064**

Plastic nose support is specifically designed to fit the underside curve of the MD3 Evolution style Dirt Late Model nose piece. Support fastens to the underside of the nose piece and bolts directly to the bumper of most Dirt Late Models. Support is just under 3/8" thick and measures 39" L x 7" W. Support fits LH or RH sides, weighs 3.3 lbs and is sold each.



Universal Lower Nose Supports

Plastic nose support fastens to the underside of the nose piece allowing the nose piece to be bolted directly to the bumper of most dirt late models. Supports are 38" wide, fit LH or RH sides and are sold each.



ALL23061 3/8" Thick x 8" Wide, 3.7 lbs
ALL23063 1/4" Thick x 6" Wide, 1.85 lbs

Nose Bolt Kits

Kit provides a nice, smooth finished look on the top edge of nose panels when installing lower nose supports. Kit includes 10 bolts, flat washers and flanged nuts.



ALL18562 2" Long Kit
ALL18563 2-1/2" Long Kit

Flexible Body Brace

ALL23075

Flexible plastic brace extends up to 31" and may be cut to fit shorter applications. Commonly used to support lower quarter panel or nose sides. Aluminum brackets are adjustable to accommodate a variety of straight and angle applications.



Modified Nose Supports

Spring steel support fits under the nose panel for structural support and eases mounting of nose valances.



ALL23073 Plain
ALL23074 Black

Nose Support For Template Nose

Lightweight aluminum nose support features punch/flare holes and predrilled mounting holes for easy installation to the nose and the chassis. Sold each.



ALL23066 LH Support
ALL23067 RH Support

Related Part

ALL23020 Adjustable Steel Brace (16" to 27")
ALL23021 Adjustable Aluminum Brace (21" to 26")

Dragster Nose **ALL23278**

Aerodynamic fiberglass nose is strong yet lightweight, with a durable, black high-gloss, seamless gelcoat finish. Nose is 10" tall x 11" W x 29" L with a 1" mounting flange.



Universal Tow Hooks

Universal hooks are designed to be mounted behind the bumper cover providing a quick access point for towing a vehicle to the pit area or back onto the track. Bracket has two 5/16" mounting holes to secure bracket to the frame or inner bumper.



ALL22311 Solid Mount
ALL22312 Swivel Mount

Bumper Hookup Kit

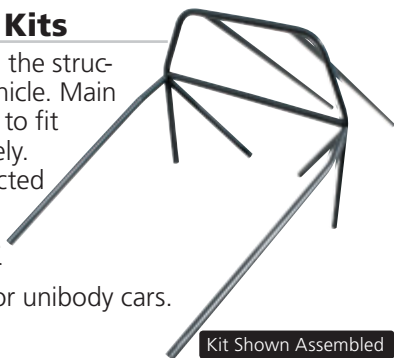
ALL22315

Cable kit mounts through the nose and around the bumper for easy wrecker hook-ups. Kit should be mandatory at every race track. Kit includes 3 ft. of coated cable and two clamps.



8-Point Roll Bar Kits

Kits increase safety and the structural integrity of the vehicle. Main hoops are custom bent to fit each application precisely. Hoop and bars constructed of .134" mild steel, 1-3/4" diameter tubing. Welding required. Floor plates sold separately for unibody cars.




Kit Shown Assembled

8-Point Roll Bar Kits

- ALL22600..... Camaro/Firebird 1967-69
- ALL22601..... Camaro/Firebird 1970-81
- ALL22602..... Camaro/Firebird 1982-92 **NEW!**
- ALL22603..... Camaro/Firebird 1993-02 **NEW!**
- ALL22604..... Camaro 2010-15
- ALL22608..... G-Body (Monte Carlo, Cutlass, Regal, Grand Prix) 1978-88
- ALL22610..... Mustang/Capri 1979-93

10-Point Roll Cage Kits

Kits increase safety and the structural integrity of the vehicle. Main hoops are custom bent to fit each application precisely. Hoop and bars constructed of .134" mild steel, 1-5/8" diameter tubing. Welding required. Floor plates sold separately for unibody cars.



Kit Shown Assembled

10-Point Roll Cage Kits

- ALL22620..... Camaro/Firebird 1967-69
- ALL22621..... Camaro/Firebird 1970-81
- ALL22622..... Camaro/Firebird 1982-92 **NEW!**
- ALL22623..... Camaro/Firebird 1993-02 **NEW!**
- ALL22628..... G-Body (Monte Carlo, Cutlass, Regal, Grand Prix) 1978-88
- ALL22630..... Mustang/Capri 1979-93


Floor Plates ALL22640

Bolt or weld these steel plates to the floor pan as required by most sanctioning bodies when installing roll bars into unibody cars. Increase the structural integrity and provide a solid mounting point for the roll bar. 6" x 6" plates are 1/8" (.125") thick and may also be used for a variety of other uses including fabricating brackets or mounts. Package of 6.




Strut Bars ALL22642

Strut bars increase the rigidity and strength of a chassis eliminating flexing and increasing reaction times. Bars can be installed to upgrade existing ten point cage kits or when building a new chassis. Pre-bent to fit a variety of applications, bars are 65" long overall with a 14" leg and constructed from 1-5/8" x .134" wall mild steel tubing.



Roll Cage Kits For Dodge Neon And Ford Focus

Cage kits are designed with safety in mind for mini enduro and four cylinder classes. These cages are built specifically for Dodge Neon and Ford Focus cars. Kits are constructed of .095" wall x 1-3/4" mild steel tubing and include a main hoop, halo, windshield posts, front and rear dash bars, three door bars for the left side, and a Z-bar for the right side. Kits also include the components to build a sturdy foundation for installing the main cage, similar to the ALL22650. Welding required.



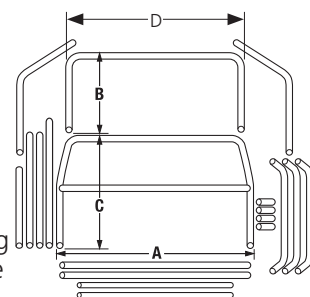
Kit Shown Assembled

Mini Stock Roll Cage Kit For Ford Escort ALL22104

Designed with safety in mind for mini enduro and four cylinder classes. Universal design is built for two or four door 1991-2002 Ford Escort bodies. Kit is constructed of .095" wall 1-3/4" mild steel tubing and includes a main hoop, halo, windshield posts, front and rear dash bars, three door bars for the left side, and a Z-bar for the right side. Also included are two lengths of 1-3/4" tubing to weld to the factory pinch welds and two lengths of 1-1/2" tubing to connect the two sides, creating a solid foundation for the cage and seat mount.



Kit Shown Assembled



Replacement Part

ALL22113 Door Bar

"A"	"B"	"C"	"D"
53.5"	24.5"	36.5"	40"



Wayne Stack

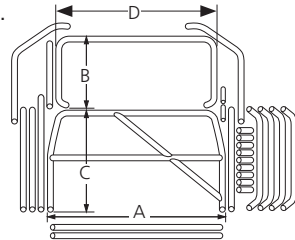
Photo: RW Motorsports

Deluxe Roll Cage Kits

Kits include all pieces to assemble a Deluxe Roll Cage. Main hoop is fitted and tack welded together allowing for changes or custom seat mounts. Curved windshield posts fit closer to windshield pillar to increase driver visibility. Halo is curved and gusseted into the main hoop for maximum width, driver clearance and support. Mild 1-3/4" x .095" wall steel tubing is notched and has uniform bends. Other features include four curved and one straight driver's side door bars, "Z" type right side door bars, additional lower cross bar added to main hoop for added side support and assist in seat mounting, and a center halo support. ("A", "B", "C" and "D" measurements are outside-to-outside.)



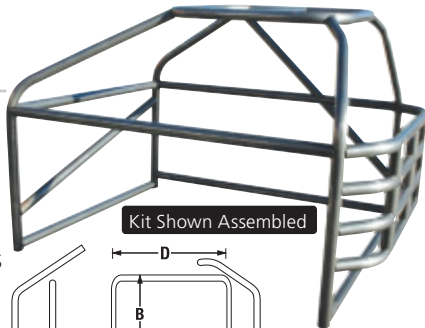
Kit Shown Assembled



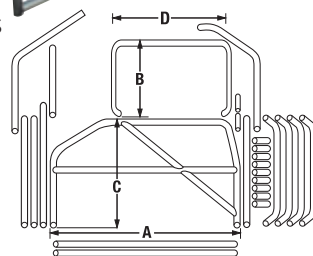
Part No.	Description	"A"	"B"	"C"	"D"
ALL22100	'78-88 GM Metric Chassis (Monte Carlo, Regal, Etc.) '70-81 Camaro/Firebird	54"	28"	41"	44"
ALL22102	'70-77 Monte Carlo, Chevelle, Malibu, Etc.	55"	28"	41"	44"
ALL22105	'77-90 Caprice/Impala	57"	28"	41"	47"
ALL22106	'79-93 Mini Stock Mustang	52.5"	28"	40"	42"

Offset Deluxe Roll Cage Kit

Ideal for use with template style or ABC bodies. Perimeter frame mount roll cage has the same features as other Allstar deluxe kits but includes an offset main hoop and a narrow halo for cars with an offset body or narrow roof.



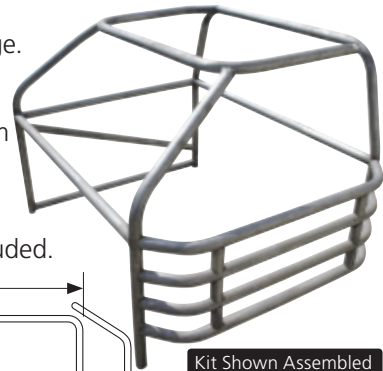
Kit Shown Assembled



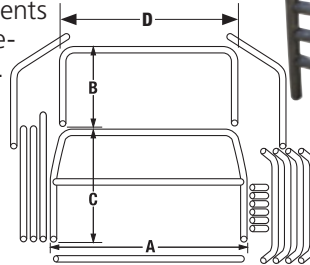
Part No.	Description	"A"	"B"	"C"	"D"
ALL22109	Offset Kit 54" Wide Frame	54"	28"	41"	31"
ALL22099	Offset Kit 57" Wide Frame	57"	28"	41"	35"

Standard Roll Cage Kits

Kits include all pieces to assemble a standard cage. Mild steel tubing is 1-3/4" x .095" wall, is notched and has uniform bends. Four driver's side curved door bars, "Z" type right side door bar and gussets are included. Measurements are outside-to-outside.



Kit Shown Assembled




Part No.	Description	"A"	"B"	"C"	"D"
ALL22101	'78-88 GM Metric Chassis (Monte Carlo, Regal, Etc.) '70-81 Camaro/Firebird	54"	28"	41"	42"
ALL22103	'70-77 Monte Carlo, Chevelle, Malibu, Etc.	55"	28"	41"	44"
ALL22107	Mini Stock Universal	49"	28.5"	47"	39"

Mini Stock Roll Cage Installation Kit

ALL22650

Universal installation kit for mini stock or front wheel drive cars provides a solid base or foundation to mount a roll cage. Kit includes two 60" long 2" x 2" square outside rails, two 54" long 1-3/4" round support tubes for securely mounting the cage and an additional foot area support.



Right Hand Jack Post Kit ALL22111


Bolt-on kit fits most Howe, Port City, Lefthander, Finish Line and other offset chassis requiring a jack post to raise vehicle. Includes an assembled bar loop with lift post and pre-cut mounting bars to be welded in place. The mounting bars then bolt to chassis tabs (not included) for removal and installation.



Door Bar Components For Rocket Dirt Late Models

ALL22390/22391 three-point door bar mounts are constructed of 1" steel tubing and bolt to the frame. Each mount has a pre-welded sleeve sized to accept posts of the ALL22392 steel door bar.

- ALL22390..... Front Door Bar Mount
- ALL22391..... Rear Door Bar Mount
- ALL22392..... Right Door Bar, 5' L x 1-1/4"




Door Bar Clamp **ALL14198**

Clamp fastens around a 1-1/2" door bar, allowing a steel door plate to be mounted to the outside of the door bar area. Clamp eliminates the need to weld mounting tabs or door plate directly to a finished chassis. Sold each and includes 1/2" mounting hardware.



Steel Plate

Steel plate is useful for many building projects or fabricating brackets. 10 gauge (1/8" thick) 1011 mild steel plate is ideal for adding a protective cover to the driver's side floor or door bar area of circle track cars.



- ALL54070..... 18" x 26"
- ALL54071..... 24" x 24"
- ALL54072..... 24" x 36"

Door Plate **ALL22118**

Plates can be welded between the driver's side door bars. May also be used to box "C"-type frame rails to add support and strength at critical roll cage mounting points. Plate is 48" x 4" x 1/8" thick and mandated by most sanctioning bodies and tracks.



Curved Door Bar **ALL22114**

Curved door bar is constructed of 1-3/4" O.D. x .095" wall mild steel tubing and is the same door bar included in Allstar's Standard and Deluxe roll cage kits. Bar is notched to fit between two vertical posts spaced 43" on center and adds approximately 6" to the width of the cage.



Door Bar Spacers

Spacers fit between two door bars for added support and to equally space door bars apart. Constructed of 1-3/4" O.D. x .095" wall mild steel tubing.

- ALL22115 4" Spacer, spaces door bars 3" apart.
(These bars are included in Allstar Standard and Economy Roll Cage Kits)
- ALL22116 5" Spacer, spaces door bars 4" apart.
(These bars are included in Allstar Mini Enduro Kits)



Swing Out Door Bar Kit **ALL22670**

Kit includes hardware and mounting brackets needed when installing a swing out style door bar on roll bar equipped car. Kit includes mild steel brackets, spacers, quick release T-handle pin and mounting hardware.



Steering Column Brackets

Stamped-steel brackets weld to dash bars to create a mounting point for steering shaft when using a 3/4" oversized rod end. Brackets are 3-1/8" wide and available in a variety of lengths to fit most applications. 4" and longer brackets are pre-notched for 1-1/2" dash bars but are easily modified to fit other size bars.

- ALL52120 2-1/2" Long
- ALL52122 4" Long
- ALL52124 8" Long
- ALL52126 10" Long



Steering Shaft Rod End Mounting Tab **ALL52133**

Gusseted weld-on tab provides an excellent mounting point for the 3/4" oversized rod end (ALL52132) when building custom steering shaft assemblies. Tab is designed to cradle into round chassis tubing with built-in gussets adding strength and reducing flex.



Related Item

ALL52132 Oversized 3/4" Rod End Kit



Steering Quickener Bracket **ALL60028**

Mounts all popular steering quickeners including AFCO, Coleman, Howe and others. Bracket has two holes, spaced 1-3/4" apart, and may be welded to 1-1/2" or 1-3/4" diameter tubing.




Floor Pedal Plate **ALL54050**

Weld-in pedal plate is 23" x 5" x 1/8" and speeds up race car construction by providing the proper spacing for mounting pedal/master cylinder assemblies.



Hanging Brake Pedal Mount **ALL54060**

Welds to chassis to mount Wilwood and Tilton style hanging pedals. Notched to clear balance bar.



Jimmer Kline

Photo: JohnnyB Imagery

Universal Seat Mount Kit

ALL22110

1-1/2" diameter x .095" wall mild steel tubing attaches to roll cage, to safely and effectively mount a seat. Use with Allstar roll cage kits. Kit is sold unassembled and requires welding.



Lower Seat Mount

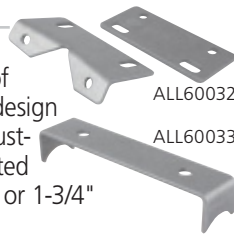
ALL60070

Mount attaches through floor pan to a bar or plate attached to the left frame rail or roll cage for seat and anti-sub belt mounting. Mount is 2-3/4" tall and seat tabs are welded at a 15° angle to the floor mounts.



Seat Mount Brackets

Made from 1/8" thick mild steel. Upper bracket is angled to fit against the back of most aluminum racing seats. Two-piece design allows front-to-back and side-to-side adjustment. Upper mount brackets may be bolted or welded. Lower mount welds to 1-1/2" or 1-3/4" tubing.



ALL60032..... Upper, 2-Piece
ALL60033..... Lower


Double Shear Seat Belt Tab **ALL60031**

Bracket welds to chassis for solid seat belt mount to the chassis, yet still able to pivot. Double shear design provides twice the strength of a single tab style mount. Steel bracket accepts 1/2" hardware.



Narrow Front Arch Support **ALL22645**

Arch supports replace the front arches found on many asphalt late models and modifieds or when fabricating a new chassis. Narrow triangular design arches are constructed of 1-3/4" x .095" wall, D.O.M. steel tubing, are 30" wide at the mounting points and 17" tall, but may be trimmed to fit many applications. Sold as a pair*



*LH support features a small kick out for added header clearance.

Front Arch Support

ALL22119

Arch supports are required when installing Allstar front support kits. They add strength to suspension mounting area and create mounting points for shock brackets. Arches are constructed of 1-3/4" x .095" wall mild steel tubing, 24" wide at the mounting points and 16" tall but may be trimmed to fit many applications. Sold each.



Universal Front Hoop

ALL22108

Front support kit adds strength to the front section of race car by reducing excessive flex. Pre-cut and notched pieces of 1-3/4" x .095" wall mild steel tubing fasten to the existing roll cage and extend to the front of the chassis to strengthen vulnerable steering and radiator areas. Lower radiator mounting brackets are included. Kit requires the addition of two front arch supports (ALL22119) sold separately to complete installation. Some modifications may be required for installation.



Universal Mini Stock Front Hoops

Universal front hoops come in 3 widths to fit a variety of mini stock chassis. Mild steel tubing is 1-1/2" x .083".



Part No.	Outside Width	Car Type
ALL22652	40-1/2"	Mid-Size
ALL22653	46-1/2"	Neon
ALL22654	51-1/4"	Big

Universal Rear Support

ALL22112

Rear support adds strength to the rear section of race car by reducing excessive flex. Kit includes pre-cut and notched pieces of 1-3/4" x .095" wall mild steel tubing which fasten to the existing roll cage and extend to the rear of the chassis. Some modifications may be required for installation.



Fuel Cell Guard

ALL22374

Guard adds protection to the fuel cell and acts as a lifting point for rear of vehicle. Universal kit is constructed of 1-3/4", .095" wall, mild steel tubing. Parts are pre-cut and notched, ready to be welded together. Height is 8-3/4" and mounting width is 42".



Frame Repair Plate For Metric Chassis **ALL60085**

1/8" steel rear frame plate fits 1978-88 GM metric cars. Plate is cut to fit stock frames and measures 4-1/4" x 27".



Reinforced Aluminum Angle, 120°

Aluminum angle has many uses including strengthening body panels and providing a mounting point for strapping or body braces, typically used on the lower section of rear quarter panels and doors. The reinforced design adds additional strength over standard 120° angle with an extra bend which also allows easier access to body brace bolts. Angle allows supports or braces to angle upward toward the chassis. Angle is 1/8" thick x 1-1/2" wide and has predrilled 1/4" holes on 1" centers.

- ALL23140 26" Long
- ALL23140-5 26" Long, 5-Pack
- ALL23141 30" Long
- ALL23141-5 30" Long, 5-Pack
- ALL23142 66" Long
- ALL23142-5 66" Long, 5-Pack



NEW!

120°
End View

Aluminum Angle, 120°

Aluminum angle has many uses including strengthening body panels and providing a mounting point for strapping or body braces, typically used on the lower section of rear quarter panels. 120° angle allows supports or braces to angle upward toward the chassis. Angle is 1/8" thick x 1" wide and has pre-drilled 1/4" holes on 1" centers.

- ALL23130 26" Long
- ALL23130-5 .. 26" Long, 5-Pack
- ALL23131 30" Long
- ALL23131-5 .. 30" Long, 5-Pack
- ALL23132 66" Long
- ALL23132-5 .. 66" Long, 5-Pack



120°
End View

Aluminum Angle, 90°

Aluminum angle has many uses including strengthening body panels and providing a mounting point for strapping or body braces, typically used on the upper section of rear quarter panels and door panels. 90° angle allows supports or braces to fasten directly to the chassis. Angle is 1/8" thick x 1" wide and has pre-drilled 1/4" holes on 1" centers.

- ALL23134 26" Long
- ALL23134-5 .. 26" Long, 5-Pack
- ALL23135 30" Long
- ALL23135-5 .. 30" Long, 5-Pack
- ALL23138 66" Long
- ALL23138-5 .. 66" Long, 5-Pack




90°
End View

Slotted Aluminum Angle, 90°

ALL23124

Slotted angle aluminum brace connects and strengthens body panels. Brace is 1/8" thick x 1" W x 72" L with 3/8" x 5/8" slots. Ideal for use along tops of spoilers.



90°
End View

12 FT. AND LONGER LENGTHS FOR LOCAL PICKUP ONLY!

Aluminum Flat Stock

6063-T5 aluminum flat stock is ideal for fabricating mounting brackets, etc.

Description	4' Length	8' Length	12' Length	16' Length
Flat Stock 1" Wide				
1/8" Thick	ALL22250-4	ALL22250-8	ALL22250-12	ALL22250-16
3/16" Thick	ALL22251-4	ALL22251-8	ALL22251-12	ALL22251-16

Aluminum Angled Stock

1" x 1" 6063-T5 aluminum stock is ideal for fabricating mounting brackets, etc.

Description	4' Length	8' Length	16' Length
1" x 1" x 1/16" Thick	ALL22253-4	ALL22253-8	ALL22253-16
1" x 1" x 1/8" Thick	ALL22254-4	ALL22254-8	ALL22254-16
1" x 1" x 3/16" Thick	ALL22255-4	ALL22255-8	ALL22255-16

Aluminum Square And Rectangular Tubing

Tubing is 6063-T5 grade alloy with .125" wall thickness. Ideal for fabricating rub rails or building shop, trailer or pit equipment like ladders, pit carts and tire racks.

Description	4' Length	8' Length	12' Length	20' Length
Square				
3/4" x 3/4"	ALL22256-4	ALL22256-8	ALL22256-12	ALL22256-20
1" x 1"	ALL22257-4	ALL22257-8	ALL22257-12	ALL22257-20
Rectangular NEW!				
1" x 2"	ALL22258-4	ALL22258-8	ALL22258-12	-

Aluminum Round Tubing

Round 1-1/2" x .083" tubing is 6061-T6 grade alloy which is ideal for building bumpers.

- ALL22085-4 4' Length
- ALL22085-8 8' Length
- ALL22085-12 12' Length

NEW!

Steel Flat Stock

Steel flat stock is ideal for building projects around the shop or creating supports when needed. Standard grade steel has excellent welding characteristics and is easily cut and shaped.

Description	4' Length	8' Length	12' Length
1" x 1/8"	ALL22150-4	ALL22150-8	ALL22150-12
1" x 3/16"	ALL22151-4	ALL22151-8	ALL22151-12
1-1/2" x 1/8"	ALL22152-4	ALL22152-8	ALL22152-12
2" x 1/8"	ALL22154-4	ALL22154-8	ALL22154-12
2" x 3/16"	ALL22155-4	ALL22155-8	ALL22155-12

Steel Angled Stock

Steel angled stock is ideal for building projects around the shop or creating supports when needed. Standard grade steel has excellent welding characteristics and is easily cut and shaped.

Description	4' Length	8' Length	12' Length
1" x 1" x 1/8"	ALL22156-4	ALL22156-8	ALL22156-12
1-1/2" x 1-1/2" x 1/8"	ALL22157-4	ALL22157-8	ALL22157-12
2" x 2" x 1/8"	ALL22158-4	ALL22158-8	ALL22158-12

Mild Steel Tubing

Sold only in pre-cut lengths (4, 8, 12, or 20 ft.). Always check wall thickness tolerance before cutting or welding, especially if the car is to be certified. Tubing wall thickness will vary.



Round Mild Steel Tubing

Description	4' Length	8' Length	12' Length	20' Length
3/8" x .065"	ALL22117-4	ALL22117-8	ALL22117-12	-
1/2" x .065"	ALL22120-4	ALL22120-8	ALL22120-12	ALL22120-20
3/4" x .065"	ALL22124-4	ALL22124-8	ALL22124-12	ALL22124-20
1" x .065"	ALL22128-4	ALL22128-8	ALL22128-12	ALL22128-20
1" x .083"	ALL22129-4	ALL22129-8	ALL22129-12	ALL22129-20
1-1/4" x .083"	ALL22132-4	ALL22132-8	ALL22132-12	ALL22132-20
1-1/4" x .120"	ALL22134-4	ALL22134-8	ALL22134-12	ALL22134-20
1-1/2" x .065"	ALL22136-4	ALL22136-8	ALL22136-12	ALL22136-20
1-1/2" x .083"	ALL22130-4	ALL22130-8	ALL22130-12	ALL22130-20
1-1/2" x .095"	ALL22138-4	ALL22138-8	ALL22138-12	ALL22138-20
1-1/2" x .120"	ALL22137-4	ALL22137-8	ALL22137-12	ALL22137-20
1-5/8" x .120"	ALL22139-4	ALL22139-8	ALL22139-12	ALL22139-20
1-5/8" x .134"	-	ALL22141-8	ALL22141-12	-
1-3/4" x .065"	ALL22144-4	ALL22144-8	ALL22144-12	ALL22144-20
1-3/4" x .095"	ALL22146-4	ALL22146-8	ALL22146-12	ALL22146-20
1-3/4" x .134"	-	ALL22148-8	ALL22148-12	-

Round D.O.M. Mild Steel Tubing



Description	4' Length	8' Length	12' Length	17' or 20' Length
1" x .120"*	ALL22127-4	ALL22127-8	ALL22127-12	ALL22127-(17 or 20)†
1-1/2" x .083"*	ALL22133-4	ALL22133-8	ALL22133-12	ALL22133-(17 or 20)†
1-1/2" x .095"*	ALL22135-4	ALL22135-8	ALL22135-12	ALL22135-(17 or 20)†
1-5/8" x .120"*	ALL22140-4	ALL22140-8	ALL22140-12	ALL22140-(17 or 20)†
1-3/4" x .095"*	ALL22145-4	ALL22145-8	ALL22145-12	ALL22145-(17 or 20)†
1-3/4" x .120"*	ALL22147-4	ALL22147-8	ALL22147-12	ALL22147-(17 or 20)†

*Tubing is drawn over mandrel (D.O.M.) and has tighter wall thickness tolerance.
†Length is determined by mill run. Call for availability.

Square Mild Steel Tubing



Description	4' Length	8' Length	12' Length	20' Length
1/2" x .065"	ALL22160-4	ALL22160-8	ALL22160-12	ALL22160-20
3/4" x .049"	ALL22163-4	ALL22163-8	ALL22163-12	-
3/4" x .065"	ALL22164-4	ALL22164-8	ALL22164-12	ALL22164-20
1" x .083"	ALL22169-4	ALL22169-8	ALL22169-12	ALL22169-20
1-1/2" x .083"	ALL22175-4	ALL22175-8	ALL22175-12	ALL22175-20
2" x .083"	ALL22182-4	ALL22182-8	ALL22182-12	ALL22182-20

Rectangular Mild Steel (1018)



Description	4' Length	8' Length	12' Length	20' Length
1" x 2" x .120"	ALL22183-4	ALL22183-8	ALL22183-12	ALL22183-20
2" x 3" x .083"	ALL22184-4	ALL22184-8	ALL22184-12	ALL22184-20

**12 FT. AND LONGER LENGTHS
FOR LOCAL PICKUP ONLY!**

Round Chrome Moly Steel Tubing (4130N)

Sold only in pre-cut lengths (4, 8, 12 ft., etc.). Always check wall thickness tolerance before cutting or welding, especially if the car is to be certified. Tubing wall thickness will vary.



Description	4' Length	8' Length	12' Length	17', 19' or 20' Length
1/4" x .035"	ALL22000-4	ALL22000-8	ALL22000-12	ALL22000-(17, 19 or 20) [†]
3/8" x .058"	ALL22005-4	ALL22005-8	ALL22005-12	ALL22005-(17, 19 or 20) [†]
1/2" x .049"	ALL22010-4	ALL22010-8	ALL22010-12	ALL22010-(17, 19 or 20) [†]
1/2" x .058"	ALL22012-4	ALL22012-8	ALL22012-12	ALL22012-(17, 19 or 20) [†]
5/8" x .049"	ALL22015-4	ALL22015-8	ALL22015-12	ALL22015-(17, 19 or 20) [†]
5/8" x .058"	ALL22017-4	ALL22017-8	ALL22017-12	ALL22017-(17, 19 or 20) [†]
3/4" x .049"	ALL22020-4	ALL22020-8	ALL22020-12	ALL22020-(17, 19 or 20) [†]
3/4" x .058"	ALL22022-4	ALL22022-8	ALL22022-12	ALL22022-(17, 19 or 20) [†]
3/4" x .095"	ALL22024-4	ALL22024-8	ALL22024-12	ALL22024-(17, 19 or 20) [†]
3/4" x .120"	ALL22026-4	ALL22026-8	ALL22026-12	ALL22026-(17, 19 or 20) [†]
7/8" x .058"	ALL22030-4	ALL22030-8	ALL22030-12	ALL22030-(17, 19 or 20) [†]
7/8" x .095"	ALL22032-4	ALL22032-8	ALL22032-12	ALL22032-(17, 19 or 20) [†]
1" x .049"	ALL22040-4	ALL22040-8	ALL22040-12	ALL22040-(17, 19 or 20) [†]
1" x .058"	ALL22042-4	ALL22042-8	ALL22042-12	ALL22042-(17, 19 or 20) [†]
1" x .065"	ALL22044-4	ALL22044-8	ALL22044-12	ALL22044-(17, 19 or 20) [†]
1" x .083"	ALL22045-4	ALL22045-8	ALL22045-12	ALL22045-(17, 19 or 20) [†]
1" x .095"	ALL22046-4	ALL22046-8	ALL22046-12	ALL22046-(17, 19 or 20) [†]
1-1/8" x .058"	ALL22050-4	ALL22050-8	ALL22050-12	ALL22050-(17, 19 or 20) [†]
1-1/8" x .083"	ALL22054-4	ALL22054-8	ALL22054-12	ALL22054-(17, 19 or 20) [†]
1-1/4" x .058"	ALL22060-4	ALL22060-8	ALL22060-12	ALL22060-(17, 19 or 20) [†]
1-1/4" x .065"	ALL22062-4	ALL22062-8	ALL22062-12	ALL22062-(17, 19 or 20) [†]
1-1/4" x .083"	ALL22061-4	ALL22061-8	ALL22061-12	ALL22061-(17, 19 or 20) [†]
1-1/4" x .095"	ALL22063-4	ALL22063-8	ALL22063-12	ALL22063-(17, 19 or 20) [†]
1-1/4" x .120"	ALL22064-4	ALL22064-8	ALL22064-12	ALL22064-(17, 19 or 20) [†]
1-3/8" x .058"	ALL22070-4	ALL22070-8	ALL22070-12	ALL22070-(17, 19 or 20) [†]
1-3/8" x .095"	ALL22072-4	ALL22072-8	ALL22072-12	ALL22072-(17, 19 or 20) [†]
1-1/2" x .049"	ALL22079-4	ALL22079-8	ALL22079-12	ALL22079-(17, 19 or 20) [†]
1-1/2" x .058"	ALL22080-4	ALL22080-8	ALL22080-12	ALL22080-(17, 19 or 20) [†]
1-1/2" x .065"	ALL22082-4	ALL22082-8	ALL22082-12	ALL22082-(17, 19 or 20) [†]
1-1/2" x .083"	ALL22084-4	ALL22084-8	ALL22084-12	ALL22084-(17, 19 or 20) [†]
1-1/2" x .095"	ALL22086-4	ALL22086-8	ALL22086-12	ALL22086-(17, 19 or 20) [†]
1-5/8" x .083"	ALL22090-4	ALL22090-8	ALL22090-12	ALL22090-(17, 19 or 20) [†]
1-3/4" x .083"	ALL22093-4	ALL22093-8	ALL22093-12	ALL22093-(17, 19 or 20) [†]

[†]Length is determined by mill run. Please call for availability.

Threaded Tubing Ends

Chrome moly 4130 steel tubing ends are ideal for building custom length suspension tubes. Available in RH and LH threads.



Thread Size	Tubing Size	Tube End Insert O.D.	RH Part No.	LH Part No.
10-32	3/8" x .058"	.259"	ALL22500	-
5/16"-24	1/2" x .058"	.384"	ALL22504	-
3/8"-24	5/8" x .058"	.509"	ALL22508	ALL22509
3/8"-24	3/4" x .058"	.634"	ALL22512	ALL22513
1/2"-20	7/8" x .058"	.759"	ALL22518	ALL22519
1/2"-20	1" x .058"	.884"	ALL22522	ALL22523
1/2"-20	1" x .065"	.870"	ALL22526	ALL22527
1/2"-20	1-1/8" x .058"	1.00"	ALL22530	ALL22531
5/8"-18	1" x .058"	.884"	ALL22534	ALL22535
5/8"-18	1" x .095"	.810"	ALL22538	ALL22539
5/8"-18	1-1/4" x .095"	1.060"	ALL22542	ALL22543 [‡]
5/8"-18	1-1/4" x .120"	1.010"	ALL22546	ALL22547 [‡]
3/4"-16	1-1/4" x .065"	1.120"	ALL22548	ALL22549 [‡]
3/4"-16	1-1/4" x .095"	1.060"	ALL22550	ALL22551 [‡]
3/4"-16	1-1/4" x .120"	1.010"	ALL22554	ALL22555 [‡]
3/4"-16	1-3/8" x .095"	1.185"	ALL22558	ALL22559 [‡]

[‡]Tube end has built-in hex for adjusting.

**12 FT. AND LONGER LENGTHS
FOR LOCAL PICKUP ONLY!**

Notchers

Notchers render precise joints for more consistent welds and stronger cages. Available in deluxe aluminum or economy steel versions, notchers accept up to 2" diameter stock and automatically align and center tubing. Use in drill press or with hand drill. Notchers adjust up to 45°.



- ALL10400..... Deluxe Aluminum
- ALL10411..... Economy Steel

Replacement Parts

- ALL10402 5/8"-18 Thread Adapter
- ALL10403 Arbor Support Bushings (Pair)
- ALL10404..... Arbor With 1/2"-20 Thread



Optional Parts

- ALL10405 Arbor With 5/8"-18 Thread
 - ALL10406 Drill Press Mount (ALL10411 Only)
 - ALL10407 Arbor Support With Needle Bearings
- Note: Tubing notchers include 1/2"-20 arbor thread and 5/8"-18 adapter. Hole saws up to 1-1/8" diameter use 1/2"-20, larger hole saws use 5/8"-18 thread.

Hole Saw Set

Use with tubing notchers. Does not include an arbor for a hand drill. Set includes one of each size: 3/4", 1", 1-1/8", 1-1/4", 1-1/2", 1-5/8" and 1-3/4".



Individual Hole Saws

- ALL10413..... 3/4"
- ALL10414..... 1"
- ALL10415..... 1-1/8"
- ALL10416 1-1/4"
- ALL10417 1-1/2"
- ALL10418 1-5/8"
- ALL10419 1-3/4"

Note: Hole saws up to 1-1/8" diameter use 1/2"-20 thread, larger hole saws use 5/8"-18 thread.

Deburring Tool

A fast and easy way to remove burrs from the edges of machined or cut metals. Five-piece kit includes handle, telescopic blade holder and three unique blades. Handle has built-in storage for blades. Blade holder adjusts from 1" to 5".



Digital Levels

Digital level with magnetic base measures the angle of a single straight surface or the angle of a joint between two straight surfaces. Displayed value on the LCD screen rotates to right side up when digital level is in an upside down position. Powered by three 3V CR2032 batteries (included).



- ALL10742..... Compact Digital Level, 2" x 2" x 1"
- ALL10744 Digital Level, 6" x 2.25" x 1.25"

Smart Tool

Ensure that chassis tubing is level and plumb when building roll cages or checking driveshaft angles. Also works on trailing arms and suspension tubes when used with ALL10740 Smart Tool Tray. A "hold" button freezes and unfreezes readings which can be displayed as degrees, percentages, or in./ft. at the push of a button. Plus and minus signs indicate when pitch is more or less than that shown on the display. Pitch reads in 1/8 in./ft. increments. Tool emits an audible "beep" at level and plumb. The tool shuts off automatically if idle for more than six minutes. Powered by a standard 9 volt battery.



Level Base

Level base simplifies notching and bending of round tubing and helps ensure accuracy. Base fastens to standard ballast or weight brackets and clamps to the tube as a reference point when creating parallel, perpendicular, or any angle of opposing notches or bends during fabrication. Base accepts most digital levels including ALL10113, ALL10742 and ALL10744 or standard bubble levels.



Digital scale and mounting bracket sold separately.

Individual Mounting Brackets

- ALL14192..... 1"
- ALL14193..... 1-1/4"
- ALL14194..... 1-3/8"
- ALL14195..... 1-1/2"
- ALL14196..... 1-5/8"
- ALL14197..... 1-3/4"



ALL14195

Weld-On Nuts

Weld these steel nuts into a predrilled hole to provide a strong and easy method of bolting brackets or accessories to chassis. Nuts are often used when the back side of a fastener is not accessible and they allow quicker installation and/or removal of chassis components.



ALL18546

1/4"-20 Nut for 3/8" Hole

- ALL18546 (5/16" UHL), 4-Pack
- ALL18546-25 (5/16" UHL), 25-Pack

3/8"-16 Nut for 3/4" Hole

- ALL18549 Short (3/8" UHL), 4-Pack
- ALL18549-25 Short (3/8" UHL), 25-Pack
- ALL18550 Long (7/8" UHL), 4-Pack
- ALL18550-25 Long (7/8" UHL), 25-Pack

1/2"-13 Nut for 3/4" Hole

- ALL18551 Short (3/8" UHL), 4-Pack
- ALL18551-25 Short (3/8" UHL), 25-Pack
- ALL18552 Long (7/8" UHL), 4-Pack
- ALL18552-25 Long (7/8" UHL), 25-Pack

Flat Tabs

Mild steel flat tabs have a straight edge and can be welded to round tubing, square tubing or flat plate.

Part No.	Description	Quantity Per Pack	Thickness	Overall Height	Center Of Hole Height	Hole Diameter
ALL60004	1/8" Tab, 5/8" Hole	4	1/8"	2-5/16"	1-11/16"	5/8"
ALL60005	1/8" Tab, 1/2" Hole	4	1/8"	1-7/8"	1-5/16"	1/2"
ALL60006	3/16" Tab, 1/2" Hole	4	3/16"	1-7/8"	1-5/16"	1/2"
ALL60007	1/4" Tab, 3/8" Hole	4	1/4"	2"	1-3/8"	3/8"
ALL60008	1/4" Tab, 1/2" Hole	4	1/4"	2"	1-3/8"	1/2"
ALL60009	1/8" Tab, 1/4" Hole	4	1/8"	1-5/8"	1-1/4"	1/4"
ALL60012	1/8" Tab, 1/4" Hole	4	1/8"	1-7/16"	7/8"	1/4"
ALL60013	1/8" Tab, 3/8" Hole	4	1/8"	1-7/16"	7/8"	3/8"
ALL60018	3/16" Seat Tab	4	3/16"	1-1/2"	7/8"	1/2"
ALL60019	1/4" Seat Tab	4	1/4"	1-1/2"	7/8"	1/2"
ALL60020	Window Frame Tab	10	1/16"	1"	3/4"	3/16"
ALL60021	Window Frame Tab	10	1/16"	3/4"	1/2"	3/16"
ALL60022	Bumper Tab	4	1/8"	1-1/4"	15/16"	1/4"
ALL60076	Chassis Tab	4	1/8"	1-3/4"	1-3/16"	3/8"
ALL60030	Mounting Tab	4	.100"	1-1/4"	3/4"	5/8"
ALL60090	Mounting Tab	4	.100"	1-1/4"	3/4"	3/8"
ALL60091	Mounting Tab	4	.100"	1-1/4"	3/4"	7/16"
ALL60092	Mounting Tab	4	.100"	1-1/4"	3/4"	9/16"



Radius Tabs

Mild steel radius tabs have a contoured edge to fit various sizes of round tubing.

Part No.	Description	Quantity Per Pack	Thickness	Overall Height	Center Of Hole Height	Hole Dia.
ALL60000	3/16" Tab, No Hole	4	3/16"	2-3/8"	-	-
ALL60001	3/16" Tab, 3/8" Hole	4	3/16"	2-3/8"	1-3/4"	3/8"
ALL60002	3/16" Tab, 1/2" Hole	4	3/16"	2-3/8"	1-3/4"	1/2"
ALL60003	1/8" Tab, 1/4" Hole	4	1/8"	2"	15/16"	1/4"
ALL60010	1/8" Tab, 1/4" Hole	4	1/8"	1-1/8"	9/16"	1/4"
ALL60011	1/8" Tab, 3/8" Hole	4	1/8"	1-1/8"	9/16"	3/8"



Body Brace Tabs

Mild steel tabs have built-in gussets for added support. Choose tabs that mount parallel or perpendicular to tubing. Package of 4.

Part No.	Description	Thickness	Overall Height	Center Of Hole Height	Hole Dia.
ALL60014	Round Tube, 1/4" Hole	1/8"	1-1/2"	1"	1/4"
ALL60015	Round Tube, Slotted	1/8"	1-1/2"	7/8"	1/4" x 3/4"
ALL60016	Round Tube, 3/8" Hole	1/8"	1-3/4"	1-1/4"	3/8"
ALL60017	Round Tube, 1/2" Hole	1/8"	1-3/4"	1-1/4"	1/2"
ALL60041	Round Tube, 1/4" Hole	1/8"	1-3/4"	1-1/4"	1/4"
ALL60086	Round Tube, 1/4" Hole	.085"	1-7/16"	1-15/16"	1/4"
ALL60087	Round Tube, 1/4" Hole	1/8"	1-7/16"	1-15/16"	1/4"
ALL60024	Flat Mount, 3/8" Hole	.085"	1-9/16"	7/8"	3/8"
ALL60027	Flat Mount, 1/4" Hole	3/16"	1-9/16"	7/8"	1/4"



Universal Hood Pin Mount

ALL60067

Universal bracket with 1/4" mounting holes can be bolted on or welded in place. Bracket accepts 1/2" hood pins to secure hood and deck lids along with many other uses. Constructed of .100" steel, bracket has a built-in reinforcing gusset for added strength.



Universal Chassis Bracket

ALL60068

Universal gusseted bracket is 3/16" thick and welds on for many uses including engine and body mounts. Bracket is 2-1/4" W x 3-1/4" L and has a 1/2" hole.



Universal Mounting Bracket ALL60072

Universal formed bracket is 1/8" thick and welds on for many uses, including a body mount when modifying or fabricating chassis or as a rear engine mount bracket when used with rear motor mounts. Bracket is 2-1/4"W x 6-1/2"L and may be drilled for a variety of uses.



Brake Line Adapter Mounting Tabs


Secure brake line adapters or bulkhead fittings, or use as a mounting tab for a variety of uses.

- ALL60029Bolt-On With 5/8" Hole, 2-Pack
- ALL60030Weld-On With 5/8" Hole, 4-Pack
- ALL60092Weld-On With 9/16" Hole, 4-Pack
- ALL60091Weld-On With 7/16" Hole, 4-Pack
- ALL60090Weld-On With 3/8" Hole, 4-Pack



Tubing End Caps

Steel end caps weld to the end or inside of tubing to provide a clean look, prevent sharp exposed edges and seal tubes to keep out dirt and debris. Caps are commonly used on ends of bumpers, to fill existing holes in frames and as a flat gusset when butt joining sections of square or rectangular tubing. Package of 10.



Part No.	Description	Thickness
Round End Caps		
ALL22280	7/8" O.D.	.125"
ALL22285	1" O.D.	.125"
ALL22281	1-1/4" O.D.	.125"
ALL22286	1-3/8" O.D.	.125"
ALL22282	1-1/2" O.D.	.125"
ALL22283	1-5/8" O.D.	.125"
ALL22287	1-11/16" O.D.	.125"
ALL22284	1-3/4" O.D.	.125"
Square End Caps		
ALL22290	1" x 1"	.085"
ALL22291	1-1/2" x 1-1/2"	.085"
ALL22292	2" x 2"	.085"
Rectangle End Cap		
ALL22294	2" x 3"	.085"

Gussets

Gussets add support and strength to tubing joints when building roll cages or chassis mounts. Solid, one or three hole gussets are 1-7/8" tall x 1/8" thick.



Description	10-Pack	100-Pack
Solid	ALL22192	ALL22192-100
With One Hole	ALL22194	ALL22194-100
With Three Holes	ALL22196	ALL22196-100

Wrap Around Gussets

Gussets fit 1.50" to 1.75" tubing and can be used to join tubing from 70° to 110°. Wrap around gussets are 1/16" thick and provide more support and rigidity than a standard flat gusset.



ALL22199..... 10-Pack
ALL22199-50..... 50-Pack

Rub Rail Flange ALL60023

Flanges are 3/16" thick and commonly used when building bolt-on style rub rails. Center hole accepts 1-1/4" tubing and has two 3/8" mounting holes spaced 2-1/4" apart. Package of 4.



Charging Post Bracket ALL60064

Securely mount Allstar charging posts on vehicles where battery is not easily accessible. Pre-drilled holes allow quick mounting to frame or body. Double-D hole design positions posts close together, but provides enough room for charging or jumper cable clamps. Charging posts sold separately.



Remote Starter Button Shroud Kits

Kit mounts a remote starter button directly to chassis tubing. Kit includes a shroud to help protect against accidental activation, tab, and starter button.




ALL60361

ALL60360..... Welded Kit
ALL60361..... Un-welded Kit

Battery Boxes


Universal, lightweight steel battery boxes may be welded or bolted to the frame. Boxes are available in two sizes and include hold down hardware.



ALL76100..... Full Size, 12" Wide x 7-1/4" Deep
ALL76101..... Short Style, 10" Wide x 7-1/4" Deep

Bolt-On Battery Boxes

Battery box has multiple 1/2" mounting holes to bolt box directly to the frame rail, inner fender or firewall. Box can also be fastened to round tubing using clamp-on ballast brackets. Constructed of 13 gauge steel, measures 11" wide x 7" deep and includes 3/8" battery hold down hardware.



ALL76103

ALL76102..... Clear Zinc
ALL76103..... Black

Stainless Steel Drop-Out Battery Box ALL76105

The perfect battery box where battery mounts under floor. Eases battery service and replacement. Box is 10-1/2" wide, 7" deep, and 9-1/2" tall and will accept most standard batteries.



Ground Stud ALL76147

Steel ground stud welds to round tubing providing a secure location for mounting a negative battery cable. Weld stud directly to the chassis or create a secure ground wire location in the foot box or engine compartment. Stud accepts battery cables with 3/8" ring terminals.



Upper Coil-Over Shock Mount Kit ALL60230

Weld-in kit provides a mounting point for rear coil-over shock mounts on tube, boxed or stock frames with up to 48" between frame rails. Great for drag racing and street applications, kit includes a 48" long, .120" wall x 1-1/2" mild steel tube, reinforced mounting tabs, 2" x 3" end plates and 1/2" hardware.



Weld-On Shock Brackets

Weld-on shock brackets mount standard and coil-over shocks with 1/2" I.D. inner bushing or 1/2" rod end to chassis as well as many other uses. 1/8" thick mild steel brackets include 1/2" bolt, spacer and locknut.

Notched Tube Mount


Bracket is notched for 1-1/2" - 1-3/4" round tubing to create a gusset style mount that welds on three sides. Notched design positions the bracket perpendicular to the tubing at a 90° angle for straight mount and approximately a 75° angle for angled mounts.

Straight Mount



ALL60103 Short Single
 ALL60104 Long Single
 ALL60112 Long Two Position
 ALL60113 Extra Long Three Position

Angle Mount



ALL60100 Left Hand Single
 ALL60101 Right Hand Single

Round Tube Mount

Bracket welds parallel onto tubing. Typically mounted above or below tubing and includes 1/2" shock mounting hardware. Mounting positions are on 1" centers.

ALL60107 Single
 ALL60114 Two Position
 ALL60115 Three Position



Flat Mount

Bracket mounts to a flat surface or square tubing.

ALL60106 Single


Related Parts

ALL99100 Replacement bolt, locknut, and bushing
 ALL99101 Replacement bushing only



Clamp-On Shock Brackets

Clamp-on shock brackets mount standard and coil-over shocks with 1/2" I.D. inner bushings to round tubing without welding. Easily add additional mount or pivot mount when experimenting or trying different set-ups. Standard brackets position the shock approximately 1" below the chassis tubing. Drop mount brackets position the shock approximately 2-1/2" below the chassis tubing. Brackets include mounting hardware with nyloc locking nuts.



Clamp-On


ALL60220 1.75"
 ALL60221 1.50"
 ALL60222 1.25"

Drop Mount Clamp-On

ALL60224 1.75"
 ALL60225 1.50"

1/2" Rod End Mount **ALL60073**

3/16" thick steel mount with 1/2" holes accepts rod ends up to 5/8" wide. Mount is 1-5/8" tall overall.

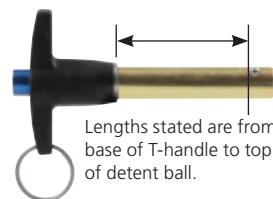


Quick Release T-Handle Pins

Positive lock, quick release pins hold tightly in place until the handle button is depressed, allowing the pin to be inserted into or removed from a hole with ease. Handles are made from 380 die cast aluminum, shanks are made from 4130 steel. Each pin is equipped with a stainless steel split ring, providing the option to attach a cable assembly.



ALL60314



Lengths stated are from base of T-handle to top of detent ball.

ALL60300 1/4" x 1"	ALL60314 3/8" x 3"
ALL60301 1/4" x 1-1/2"	ALL60318 1/2" x 2"
ALL60302 1/4" x 2"	ALL60320 1/2" x 2-1/2"
ALL60304 5/16" x 1"	ALL60322 1/2" x 3"
ALL60306 5/16" x 2"	ALL60324 1/2" x 3-1/2"
ALL60308 5/16" x 3"	ALL60326 5/8" x 2"
ALL60310 3/8" x 1"	ALL60328 5/8" x 2-1/2"
ALL60312 3/8" x 2"	ALL60330 5/8" x 3"

Quick Pin Lock Collars

Steel lock collar provides a positive lock for quick release pins. Black coated collar with button head machine screw allows attachment of a securing device, like an Allstar lanyard (ALL18461 or ALL18463).

ALL60335 1/2" Collar With 10-32 Screw
 ALL60336 5/8" Collar With 1/4"-28 Screw



ALL60335



Tube Clamps

2-piece tube clamp bolts to round tubing and provides a removable welding point for many uses. Clamps are constructed of 1/8" mild steel that is 2" wide. Includes two 3/8" grade 8 bolts with nyloc nuts.



- ALL14480..... 1" ALL14485..... 1-3/4"
- ALL14481..... 1-1/4" ALL14486..... 2"
- ALL14483..... 1-1/2"

Coil Spring Spacer **ALL56116**

Spacer for 5" racing spring welds into spring pocket, enabling chassis adjustments on street stock and other race cars that are not allowed to use weight jack bolts or threaded adjusters. 3" tall spacer may be cut to desired height before installation. Use coil shim spacers ALL56120 and ALL56121 to make chassis adjustments.



Adjustable Coil Spring Spacers

Adjustable spacers for 5" racing springs weld into spring pockets, enabling chassis adjustments on street stock and other race cars that are not allowed to use weight jack bolts.

- ALL56118 All Steel Adjuster
- ALL56119 Steel Sleeve With Alum. Adj. Nut



Coarse Thread Weight Jack Bolts



Weight jack bolts have 1"-8 threads for quick adjustment. Use with ALL56113, ALL56114 and ALL56115 style spring plates.

- ALL56106..... 8" Steel
- ALL56107..... 11" Steel



Weight Jack Bolts With Internal Thread

Bolts have a 7/16"-20 internal thread on one end for use with bolt-on and swiveler spring cups. Coarse thread bolts have 1"-8 outer threads while fine thread bolts are 1-1/8"-12.



Coarse Thread 1"-8 With 3/4" Hex

- ALL56094..... 4" Steel
- ALL56095..... 6" Steel
- ALL56066..... 8" Steel
- ALL56067..... 11" Steel




Fine Thread 1-1/8"-12 With 1/2" Square Drive

- ALL56090..... 6" Aluminum
- ALL56091..... 8" Aluminum
- ALL56092..... 6" Steel
- ALL56093..... 8" Steel



Jam Nuts For Jack Bolts

Steel jam nuts for jack bolts.



- ALL56068..... 1"-8 (Coarse) 1-1/8" Wrench
- ALL56110..... 1"-8 (Coarse) 1-1/2" Wrench
- ALL99052..... 1-1/8"-12 (Fine) 1-3/8" Wrench

Weight Jack Bolt Collars

Steel collar typically welds onto frame or chassis for installation of a threaded jack bolt. Collar includes grease fitting.



- ALL56098..... 1-1/8"-12
- ALL56099..... 1"-8

Weight Jack Bolt Sleeves

Weld-in mild steel sleeve provides a mounting point for jack bolts or adjustable shock mounts. Sleeves are 2" long and have a 1-3/8" O.D. for welding onto chassis tubing.



- ALL56073..... 1-1/8"-12, Fine Thread
- ALL56109..... 1"-8, Coarse Thread

Coarse Thread Nut With Sleeve **ALL56111**

Steel coarse thread nut with sleeve has 1"-8 coarse threads.



Weight Jack Plate **ALL56112**

Heavy-duty steel plate has a threaded boss welded to the center to accept jack bolts with 1"-8 coarse threads. O.D. is 5".



Slotted Upper Control Arm Bracket Kit **ALL60077**

Kits contain (2) slotted brackets, (2) centered bushings, (2) reducer spacers for 5/8" rod end and a 1/2" bolt and nyloc nut. Offset aluminum bushings (sold separately) allow for plenty of adjustment options.



Insert Bushings

- ALL60080 Centered Bushings (Pair)
- ALL60081 1/8" Offset Bushings (Pair)
- ALL60082 1/4" Offset Bushings (Pair)
- ALL60083 3/8" Offset Bushings (Pair)
- ALL60084 1/2" Offset Bushings (Pair)

Upper Control Arm Brackets **ALL60025**

Stamped, 3/16" thick mild steel brackets weld to chassis to provide a mounting point for upper control arm. Brackets are sold in pairs and have two 5/8" mounting holes, spaced 7/8" apart for adjustment. May be trimmed to desired height.



Upper Control Arm Bracket **ALL60190**


Bracket is flame cut from 1/2" thick steel, with 6" bolt spacing. Welds to frame and accepts upper A-arm.



Chassis Tie Down Brackets

ALL60075

Steel brackets weld to chassis and provide a secure mounting location to hook a tie down strap or winch cable. Package of 2.



Transmission Mount Bracket

ALL38072

May be welded to chassis to support manual or automatic transmissions. Steel bracket is 1/8" thick with 1" x 7/16" slots for mounting bolts.



Driveshaft Loop

ALL69000

Universal driveshaft loop contains the driveshaft if a yoke or U-joint fails. Loop is 1/4" thick x 2" wide mild steel and fully adjustable to fit most cars.



Driveshaft Loop

For 1979-2004 Mustangs ALL69006

Driveshaft safety loop bolts-on to help retain the front of the driveshaft in the event of a U-joint or other drivetrain component breakage. Black epoxy coated, all steel loop includes mounting hardware and complete instructions. Loop is designed to fit inside factory tunnel and work with most driveshafts up to 4" in diameter.



Unwelded Driveshaft Loop

ALL69004

Made from 3/16" flat steel, loop is 9-1/2" tall, 5-1/2" wide with a 16" wide mounting strap that can be cut and welded for each installation.



180° Driveshaft Loop

ALL69002

Pre-bent 1" diameter x .083" wall mild steel tubing is designed for chassis style cars to help retain the driveshaft in the event of a U-joint failure. Loop is 10" tall overall and has a 5" I.D.



Ford 9" Truss Support

ALL68330

Weld-on support adds strength to rear axle housing and reduces unwanted flex during extreme torque. Constructed of 12 gauge (.108") steel. 36" L x 2" W.



Leaf Spring Pad

ALL56126

Steel pad welds to 3" diameter rear end axle tube when mounting rear end to most leaf springs. Pad is 2-1/2" W by 5-3/4" L and has a 5/8" center pilot hole. Sold each.



Lower Spring Cups

Steel spring cup has a 7" wide curved base that welds to the top of a 3" diameter rear end axle tube creating a flat mounting surface for a 5" O.D. racing springs. Commonly used to replace OE style "pigtail" lower spring mount. Sold each.



ALL56124

**NEW
Lightweight
Version!**



ALL56123

Leaf Spring Slider Box

ALL60034

Leaf spring slider box replaces conventional leaf spring shackles to enable effortless suspension movement and prevent binding. Box may be welded, or bolted directly to chassis and includes two nylon bushings with spring mounting hardware. Fits 2-1/2" wide Chrysler type leaf springs.



Replacement Bushings ALL99055

Leaf Spring Slider Box

ALL60035

Replace rear leaf spring shackles with Allstar's leaf spring slider box. Bolt-in slider box with roller bearing design eliminates leaf spring binding, freeing up car. Fits 2-1/2" wide Chrysler type leaf springs.



Adjustable Panhard Bar

Mounting Bracket ALL60185

Bracket welds onto the rear of a 3" steel axle tube to mount a Panhard bar behind the axle housing. A machined 6" slot with a sliding retainer nut makes it possible to change roll center by adjusting Panhard bar angle with only one wrench. Bracket includes a 3" x 3/4"-10 bolt, two 5/16" wide spacers and a flat washer.



Panhard Bar/Third Link Brackets

Brackets have a built-in arch for adjustment of the Panhard bar or third link angle without changing the length of the arm. Brackets are 1/8" thick. Sold as a pair.

- ALL60162 6-Hole Brackets With 1/2" Holes
- ALL60163 6-Hole Brackets With 5/8" Holes
- ALL60165 6-Hole Brackets With 3/4" Holes
- ALL60167 5-Hole Brackets With 3/4" Holes



ALL60162
ALL60163
ALL60165

Weld-On Panhard Bar Bracket

ALL60168

Bracket is made from 1/4" steel and has six 3/4" mount holes for Panhard bar. Measures 8-1/2" tall by 2" wide.



Track Bar Locator Brackets

Track bar locator brackets are an ideal bolt-on mounting point for rod ends commonly found on Panhard bars, track bars or rear axle housing track locators. For use with 1/2" diameter rod ends. Available with a 5/8" or 3/4" bracket mounting hole.

- ALL60079 5/8" Hole, 1" Gap
- ALL60089 3/4" Hole, 1-3/16" Gap



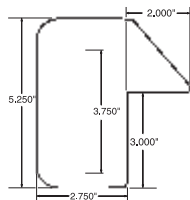
ALL60079

Trailing Arm Brackets

Steel brackets can be used as front mount for leaf spring or trailing arm. Assorted styles are available. Sold each.

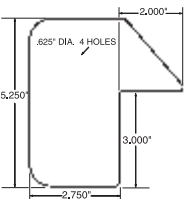
ALL60043

5/8" slot, 3/16" thick, 3-3/4" long.



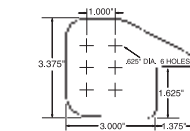
ALL60044

3/4" slot, 3/16" thick, 3-3/4" long.



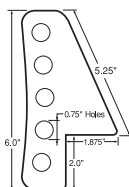
ALL60045

5/8" holes, 1/8" thick.



ALL60046

5/8" holes, 3/16" thick.



ALL60048

3/4" holes, 1/8" thick.

5/8" Rod End Reducer Spacers

Reducer spacers fit into 5/8" rod ends, reducing the hole size for 1/2" hardware while also spacing the rod end away from chassis brackets.



ALL18615 ALL18612

Standard spacers are 3/4" O.D. and flanged spacers have 1" O.D. flanges to help support rod end. Size referenced indicates the amount of space between rod end pivot ball and chassis bracket. Package of 2.

Standard Spacers

- ALL18615..... Aluminum, 1/2"
- ALL18617..... Aluminum, 1"
- ALL18618..... Aluminum, 1-1/4"
- ALL18619..... Aluminum, 1-3/4"



Flanged Spacers

- ALL18611..... Aluminum, 1/4"
- ALL18613..... Aluminum, 1/2"
- ALL18610 Steel, 1/4"
- ALL18612..... Steel, 1/2"



Tapered Spacers

Length	Steel	Aluminum
	1/2" I.D.	
1/4"	ALL18570	ALL18590
3/8"	ALL18571	-
1/2"	ALL18572	ALL18592
3/4"	ALL18574	ALL18594
1"	ALL18576	ALL18596
5/8" I.D.		
1/4"	ALL18580	ALL18597
1/2"	ALL18582	ALL18598
3/4"	ALL18584	ALL18599
1"	ALL18586	-
3/4" I.D.		
1/2"	ALL18587	-
3/4"	ALL18588	-
1"	ALL18589	-



Trailing Arm Bracket ALL60042

Weld-on bracket has a curved 3/4" slot so rear end remains square as the trailing arm is raised or lowered. Notched for 2" x 3" square tubing. 1/4" thick.



Slider Boxes

Slider boxes weld to the chassis and provide an adjustable mount for trailing arms, Panhard bars and upper links. Boxes are constructed of .120" wall material and are 1-1/2" wide x 2-1/2" deep x 6" tall with a 4" slot that provides 3" of adjustment.

- ALL60186 4" x 1/2" Slot
- ALL60188 4" x 3/4" Slot

**See Page 215
For Slider Box Accessories.**

GM Metric Chassis Trailing Arms

New, stamped steel, C-channel arms are strong and sturdy. Improve handling of the rear suspension on 1978-88 GM Metric chassis by replacing twisted or worn out trailing arms. Sold each.

ALL57820..... Upper, 2.6 Lbs.
ALL57822..... Lower, 3.6 Lbs.



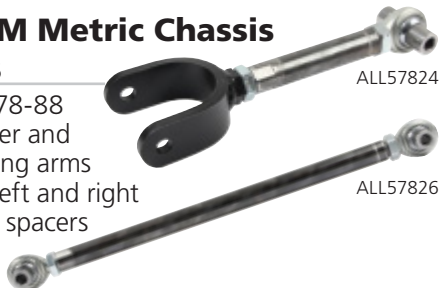
ALL57820

ALL57822

Adjustable GM Metric Chassis Trailing Arms

Adjustable steel 1978-88 G-body Metric upper and lower rear end trailing arms are complete with left and right 3/4" rod ends, step spacers reducing to a 1/2" hole and cut to fit stock GM type mounts. Upper arm aids in adjusting pinion angle and centering rear end. Lower arm will adjust wheel base.

ALL57824..... Upper
ALL57826..... Lower



ALL57824

ALL57826

Replacement Parts

ALL99320..... Clevis End For ALL57824
ALL99321..... Rod End Bushings, 2-Pack



ALL99321

Universal Trailing Arm Brackets

Brackets have three 1/2" mounting holes spaced 1-1/4" apart and may be welded to 3" axle tubes to provide three trailing arm mount locations. ALL60058 is made of 3/16" steel and welds to the top of the rear end housing, providing a point of attachment for upper trailing arms.

ALL60050..... Lower Bracket
ALL60051..... Shock Bracket For Lower
ALL60058..... Upper Bracket



ALL60050

ALL60051

ALL60058

Metric Upper Trailing Arm Mounts

ALL60059

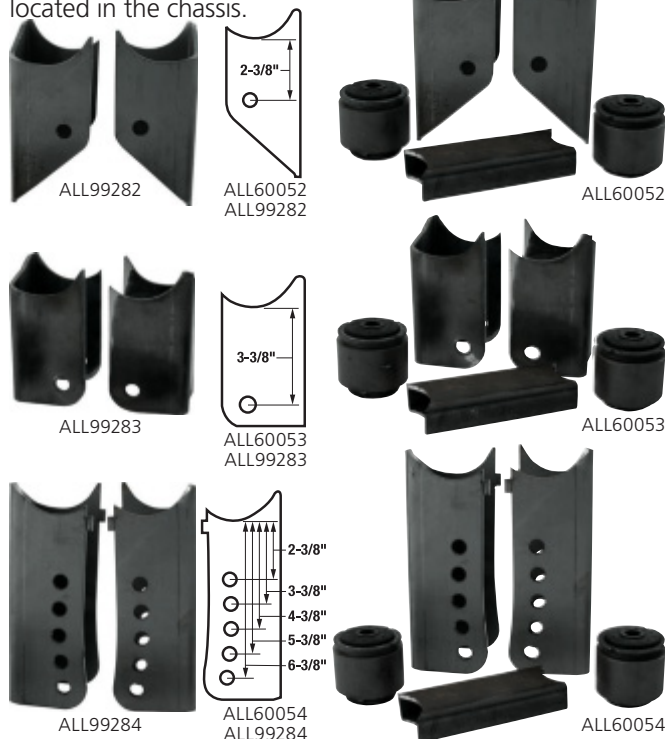
Mounts weld to the top of Ford 9" housing creating a mounting point for GM Metric chassis upper trailing arms. Bushings not included.

NEW!



GM Metric Chassis Trailing Arm Bracket Kits

Bracket kits include rear upper and lower control arm mounts that accept O.E. style bushings (included) and 1/2" hardware. Upper mount must be cut into two pieces (LH/ RH) and trimmed to desired height depending upon where housing is located in the chassis.



ALL99282

ALL60052
ALL99282

ALL60052

ALL99283

ALL60053
ALL99283

ALL60053

ALL99284

ALL60054
ALL99284

ALL60054

ALL60052..... Kit With Single Hole Lower (Stock Location)
ALL99282..... Lower Brackets Only, (Stock Hole Location)

ALL60053..... Kit With Single Hole Lower, (1" Lowered)
ALL99283..... Lower Brackets Only, (1" Lowered Hole Location)

ALL60054..... Kit With Multi-Hole Lower (Stock to 4" Lowered)
ALL99284..... Lower Brackets Only, (Multi-Hole)

90/10 Shock Brackets

ALL60026

Brackets weld to the chassis to mount a shock between the chassis and the differential to control "unloading" during deceleration of hard braking. 1/8" thick steel brackets fit 1-1/2" diameter tubing and have four 1/2" holes, spaced 1" apart. One pair.



Upper Link Chassis Brackets

Weld-on brackets have curved 3/4" slots to maintain pinion angle as the 3rd link is raised or lowered. Both brackets are notched for 1-3/4" round tubing and are 3/16" thick.

ALL60065..... Short
ALL60066..... Long



ALL60065

ALL60066

Ford 9" Upper Link Brackets

Ford 9" housing brackets provide a mounting point for upper link. Weld-on brackets fit standard steel Ford housings.

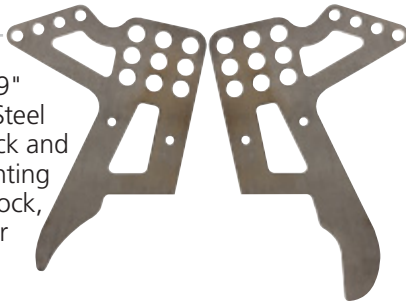


ALL60160 1" Diameter Holes, Sold In Pairs
 ALL60166 3/4" Diameter Holes, Set Of 2

Ford 9" Upper Link Brackets

ALL60157

Brackets are designed to weld to most Ford 9" style center sections. Steel brackets are 3/16" thick and provide multiple mounting locations for 90/10 shock, upper link, third link or pull bar. Sold as a set.



Wheelie Bar Wheel Bracket Kit **ALL60500**

Wheelie bar wheel bracket is a great start to building a custom set of wheelie bars featuring double shear strut mounting tabs with two 3/8" holes. Kit accepts wheelie bar wheels up to 1.625" wide x 4" diameter with a 3/8" I.D. axle. Welding is required.



Half Clamp Brackets

Unique brackets are a must when clamping completely around tubing isn't possible. Bracket clamps just over halfway around tubing and tightens to create a secure mount for many accessories. 3" bracket can clamp to rear end axle tubes to neatly secure braided lines. Brackets have 3/8" mounting holes.



ALL10464 1-1/4" ALL10468 1-3/4"
 ALL10466 1-1/2" ALL10470 3"



Tyler Spalding

Photo: JohnnyB Imagery

Round Tank Brackets (Bottle Mounts)

Hinged brackets are uniquely designed to simplify tank installation and removal. Offered in a wide variety of sizes to fit many applications including NOS and fire bottles. Brackets are 1/2" wide and feature a flat bottom with 2.5" bolt spacing. Use in conjunction with chassis brackets (ALL14450-14459) when mounting to round chassis tubing.



NEW SIZE!

Size	Polished	Black
2.00"	ALL14408	ALL14409
4.00"	ALL14414	ALL14415
4.25"	ALL14418	ALL14419
4.375"	ALL14422	ALL14423
5.25"	ALL14430	ALL14431
6.90"*	ALL14436	ALL14437

*NEW!



Neck Mount Brackets

Two-piece aluminum bottle mounting brackets are designed for 1.525" diameter necks and accept ALL14450-14459 chassis brackets. Brackets are 1/2" wide.



ALL14474 Polished Bracket
 ALL14475 Black Bracket

Chassis Brackets (Base Mounts)

2-piece brackets clamp to chassis tubing and accept round tank brackets (ALL14402-14431) to complete your mounting needs. 2.5" bolt spacing. Mounting base is 1/2" wide.



Size	Polished	Black
1.00"	ALL14450	ALL14451
1.25"	ALL14452	ALL14453
1.50"	ALL14454	ALL14455
1.625"	ALL14456	ALL14457
1.725"	ALL14458	ALL14459

Tube Clamps

2-piece tube clamp bolts to round tubing and provides a removable welding point for many uses. Clamps are constructed of 1/8" mild steel that is 2" wide. Includes two 3/8" grade 8 bolts with nyloc nuts.



ALL14480 1" ALL14485 1-3/4"
 ALL14481 1-1/4" ALL14486 2"
 ALL14483 1-1/2"

Accessory Clamps

Aluminum two-piece clamps are ideal for mounting small parts and accessories or creating an adjustable clamp-on mount for supporting body or roof panels. Clamps are 1/2" wide and include two 1/4" button head fasteners.



Size	With 1/4"-20 Mount	With 1/4"-20 Mount And A 1/4" Through Hole
1"	ALL10455	ALL10485
1-1/4"	ALL10456	ALL10486
1-3/8"	ALL10457	ALL10487
1-1/2"	ALL10458	ALL10488
1-5/8"	ALL10460	ALL10489
1-3/4"	ALL10459	ALL10490

Universal Brackets

Universal 1/4" thick aluminum brackets may be drilled and tapped to custom mount just about anything.

ALL10452 1-1/4"
 ALL10453 1-1/2"
 ALL10454 1-3/4"
 ALL10445 Reducer Bushing 1-3/4" to 1-5/8"



Steel Ballast

Steel ballast is pre-painted white for safety. Add weight where it's needed. Available in 10, 20, 25, 30 and 40 pound blocks.

ALL14212 10 Lb. 2-1/2" x 2-1/2" x 5-5/8"
 ALL14214 20 Lb. 2-1/2" x 2-1/2" x 11-3/8"
 ALL14215 25 Lb. 2" x 4" x 11"
 ALL14218 30 Lb. 2-1/2" x 3-1/2" x 12"
 ALL14220 40 Lb. 2-1/2" x 3-1/2" x 16-1/4"



Ballast

Add weight where it's needed.

ALL14176 2.5 Lb. 3-1/2" Round x 3/4" Tall
 ALL14177 5 Lb. 3-1/2" Round x 1-3/8" Tall
 ALL14180 25 Lb. 4" x 8" x 2"
 ALL14179 30 Lb. 2-1/2" x 2-1/2" x 12"
 ALL14182 40 Lb. 12" x 3-1/2" x 2-1/2"



Clamp-On 25 Lb. Ballast


ALL14181
 Securely add weight where it's needed. Clamp-on design is formed of two halves which bolt together around 1" to 1-3/4" round tubing, allowing easy installation and removal. Bolts are included for use on tubing up to 1-5/8". When clamping to 1-3/4" tubing, longer bolts (not included) are required.



Economy Ballast Brackets

Black anodized two-piece aluminum bracket clamps around tubing with 5/16" hex head fasteners and has a 1/2"-13 tapped hole on each side. Mounting stud and nut sold separately.

ALL14192 1" O.D. Round Tubing
 ALL14193 1-1/4" O.D. Round Tubing
 ALL14194 1-3/8" O.D. Round Tubing
 ALL14195 1-1/2" O.D. Round Tubing
 ALL14196 1-5/8" O.D. Round Tubing
 ALL14197 1-3/4" O.D. Round Tubing



Ballast Brackets

Black anodized two-piece aluminum bracket clamps around tubing with recessed 5/16" socket head fasteners and has a 1/2"-13 tapped hole on each side. Mounting stud and nut sold separately.

ALL14178 1" O.D. Round Tubing
 ALL14183 1-1/4" O.D. Round Tubing
 ALL14184 1-3/8" O.D. Round Tubing
 ALL14185 1-1/2" O.D. Round Tubing
 ALL14186 1-5/8" O.D. Round Tubing
 ALL14187 1-3/4" O.D. Round Tubing
 ALL14188 2" O.D. Round Tubing
 ALL14189 2" x 2" Square Tubing



Threaded Stud And Lock Nut For Mounting Ballast **ALL14190**

1/2"-13 x 6" threaded rod is often used with clamp-on ballast brackets when mounting ballast or may be used to bolt ballast directly to frame or chassis. Threaded rod may be cut to desired length and includes a nylon lock nut and flat washer.



Fuel Cell Mounting Bracket **ALL60063**

Steel bracket is radiused to fit 1-1/2" tubing and has (8) 3/8" holes on 1/2" centers. Bracket is .085" thick and 1-1/2" wide x 4-3/4" tall.



Fuel Cell Mounting Brackets

Steel brackets are .125" thick, 1-3/4" wide and available in three lengths. All have 3/8" holes.

ALL60060 2" Long
 ALL60061 3" Long
 ALL60062 4-3/4" Long



Fuel Cell Guard **ALL22374**

Guard adds protection to the fuel cell and acts as a lifting point for rear of vehicle. Universal kit is constructed of 1-3/4" x .095" wall, mild steel tubing. Parts are pre-cut and notched, ready to be welded together. Height is 8-3/4" and mounting width is 42".



Oil Eater Degreaser

The cleaner/degreaser that really works! We can't say enough about this cleaner; it can be used as a pre-wash on greasy clothing, to clean engine components, transmission cases and engine compartments, and is even strong enough to clean the shop and trailer floors! You won't be disappointed! Cleaner is non-toxic, non-corrosive and biodegradable so it is safe for the environment.



ALL78213 32 oz. Spray Bottle
 ALL78211 1 Gallon Container

Air Filter Cleaner ALL78222

Spray solution directly onto dirty air filter. Allow a brief time to soak, 5-10 minutes then rinse clean with water. For use with Allstar washable air filter elements. Plastic 24 oz. bottle.



Filter Cleaning Station

ALL26009

Filter cleaning station simplifies and speeds up the process of servicing 14" washable air filters. Spray air filter with a cleaner/degreaser as recommended by filter manufacturer. Allow a brief time to soak and then flush clean with a garden hose. Allow filter to dry completely then apply an even application of filter oil, if applicable. For use with washable filter elements only.



Dirt Tire Soap

ALL78236

Clean your tires like the Pro's! Simply mix with water and spray on your tires before washing them, and the mud almost falls off. Cleaner also works for pre-treating your chassis and body before cleaning to help loosen dirt and clay. 1-gallon container.



Ultrasonic Cleaners

Cleaners use high frequency sound waves to create cavitation bubbles to gently deep clean. Cleaner features a touch screen display to regulate cleaning fluid temperature and machine run time, a stainless steel case, a basket to ease handling of parts and a lid.



ALL10640 Small Cleaner - 1 Gallon Capacity, Unit is 13" L x 7" W x 11" H, Basket is 10" L x 5" W x 4" H, Tank depth is 5"

ALL10642 Large Cleaner - 5 Gallon Capacity, Unit is 21" L x 13" W x 14" H, Basket is 19" L x 10" W x 5" H, Tank depth is 7-1/2"

ALL10644 Cleaner Solution 1-Gallon

Mud-X Cleaner ALL78232

Cleans and shines plastic, polycarbonate, chrome, fiberglass, paint, vinyl and leather and leaves an invisible coating that protects surfaces and repels dirt, dust, fingerprints, smudges and bugs. Spray it on and wipe it off. Excellent anti-fog coating for helmet shields. 14 oz. can.



Ground Shipment Only

Mud-X Concentrate

ALL78230

Mix concentrate with up to ten quarts of water to produce a coating that prevents mud, dirt, oil, rubber and exhaust residue from sticking to body panels. Safe for metal, plastic, rubber, and painted surfaces. One quart container.



Pressurized Sprayers

Sprayers are great for applying bulk cleaners, degreasers, solvents, penetrating oils and other lubricants. Sprayer has a capacity of 32 ounces and includes a versatile nozzle adjustable from mist to a fine stream.



ALL10516 Black

ALL10518 Chrome

Pre-Race Dirt Solution ALL78234

Spray directly on the body and underside of your car before entering the racetrack. Helps prevent dirt, oil and rubber from sticking to the frame and body panels. Use direct without water. Half gallon container.



Paul McMahan

Photo: JohnnyB Imagery

Plexus Cleaner ALL78200

Plexus cleaner is formulated to clean and protect clear and colored plastics. Unlike conventional waxes, Plexus cleans as it polishes and actually seals the pores of plastic, making small scratches less visible. Dries without streaks or smears. Excellent for polycarbonate windows on race cars. 13 oz. can.

Ground Shipment Only



Novus Plastic Cleaner And Polish

Novus plastic polish will restore the finish of plastics, including polycarbonate windows and windshields. Offered in three formulas.

Cleaner 1 – ALL78201

Gently cleans all plastics without scratching. Leaves a lustrous shine that resists fogging, repels dust, and eliminates static. 8 oz. spray bottle.



Polish 2 – ALL78202

Removes fine scratches, haziness, and abrasions from most plastics. With repeated use, polish 2 will restore faded and discolored plastics. 8 oz. squeeze bottle.



Polish 3 – ALL78203

Removes heavy scratches and abrasions from most acrylic surfaces. Requires both #1 and #2 polishes for final finishing. 8 oz. squeeze bottle.



Dial-In Window Marker

ALL78205

Easy on, easy off white marker works well on glass and plastic. 3 oz. bottle has a built-in felt applicator.



Multi-Purpose Absorbent ALL12035

Organic material is a dust free alternative when cleaning up spills. Sprinkle product on spills and sweep up. 5 lb. resealable bag.

NEW!



Cleaning Wipes

Disposable wipes are great for cleaning hands when washing is not an option. Perfect for use after fueling vehicles, making roadside repairs or even as a pre-clean to remove stubborn grease. Durable textured wipes are pre-moistened, citrus scented and enriched with aloe and vitamin E to deep clean and promote soft skin. Resealable package prevents product from drying out.



ALL12016..... 30 Ct. Pop-Up Dispenser
ALL12017..... 60 Ct. Pop-Up Dispenser

Scott Rags ALL12005

Multi-purpose cloth-like disposable towels are perfect for shop and trailer. 10" x 14" towels are packaged in a 200 ct. box with pop-up dispenser. Mount to shop or trailer wall with ALL12220 or ALL12240 holders.



Shop Towels ALL12006

Shop towels are much heavier than standard paper towels and work great for numerous tasks around the shop or track. Rolls contain 60 individually perforated 11" x 9-1/2" disposable sheets.



Towels

Soft, absorbent terry cloth towels can be used for polishing, wiping up spills or general detailing. Shop towels belong in every tool box as well as in the shop, garage or trailer.



ALL12010..... Red Shop Towels, 25-Pack
ALL12011..... White Shop Towels, 25-Pack
ALL12012..... White Terry Towels, 12-Pack

Microfiber Towels ALL12008

12" x 12" terry microfiber towels are great for polishing, cleaning and many other uses around the shop or when detailing a vehicle. Different color towels keep jobs separated and help eliminate cross contamination between various polishes or cleaners. Package of 3.



Allstar Apron

ALL99962

Black cloth apron has pockets to keep tools close at hand. Reverse apron to place pockets on the inside when grinding tires. Adjustable strap allows one size to fit all.



**Competitive Edge
Tire Conditioner ALL78105**

Chemically treats and softens race tires to increase traction without making tires greasy. Apply race day or night before on new or old tires, can be used on the inside or outside. One gallon container treats 4 to 6 tires.

Ground Shipment Only



**Fast Track
ALL78103**

Chemically treats and softens race tires to increase traction. Great for qualifying, Fast Track works on asphalt and dirt tires. One gallon treats four tires. Best on Hoosiers, very detectable, will make tires very soft. One gallon container.

Ground Shipment Only



Hot Lap Tire Softener

Increase tire life by 20% over other softeners and reduce lap times by 2-3 tenths. Hot Lap relies on a special formula and will provide instant results. Formulated to pass tire "sniffer" tests.

Ground Shipment Only



ALL78101 One Gallon Hot Lap, Quick For 200 Laps
ALL78107 One Pint Hot Lap

**Track Claw
Tire Strengtheners**

Strengthens the rubber and will work on all tires. Undetectable. Reduces lap times 0.2 to 0.3 seconds. One gallon container.

Ground Shipment Only



ALL78110 180°-220°F Tire Temps
ALL78111 Up To 150°F Tire Temps

**Tire Prep Stand
ALL10555**

Steel tire prep stand is a must when grooving, siping, grinding or even cleaning tires. Bolts together, and the pivoting head eases initial tire mount. A locking T-handle secures the head assembly. Can be used with 5x5 or Wide 5 wheels.



**Castrol SRF Brake Fluid
ALL78115**

Castrol SRF brake fluid has a wet boiling point of 518°F (270°C) which exceeds DOT 3 and 4 standards. Do not mix this product with other brake fluids, as this will reduce the benefits of Castrol SRF. 1 liter bottle (33.8 oz.)



**AP Radi-CAL R2 (Super 600)
Hi-Temp Racing Brake Fluid
ALL78108**

Designed for extreme, high temperature racing conditions with a dry boiling point of 594°F and a wet boiling point of 383°F. Conforms to DOT 4 specifications. Sold in 16.9 oz. bottle.



**AP Radi-CAL R3 (AP PRF)
Brake Fluid ALL78116**

Developed for extreme, high temperature racing conditions with a typical dry boiling point of 617°F and a wet boiling point of 383°F. Conforms to DOT 4 specifications. Sold in 16.9 oz. bottle.



**Motul 600 Brake Fluid
ALL78117**

100% synthetic brake fluid has an extremely high boiling point, helping to prevent vapor lock and brake fade during hard use. Motul 600 exceeds DOT 3 and DOT 4 specifications. Dry boiling point 594°F, wet boiling point 421°F. Sold in 16.9 oz. bottle.



**Motul 660 Brake Fluid
ALL78118**

100% synthetic brake fluid is specifically designed to resist extreme temperatures generated by racing carbon and ceramic brakes. Motul 660 exceeds DOT 3, DOT 4 and DOT 5.1 specifications. Dry boiling point 617°F, wet boiling point 401°F. Sold in 16.9 oz. bottle.



Terry Senneker

Photo: RW Motorsports

Contain the mess of bleeding brakes by capturing fluid in this 16 oz. bottle with a 15" long hose which attaches to most bleeder screws. The removable cap has a built-in fitting to secure the hose during storage to help prevent spills. Choose from a steel lanyard retainer that suspends the bottle from a chassis or suspension component, or a magnet retainer to secure the bottle to a steel object such as a brake drum or rotor during bleeding. ALL11017 has a magnet retainer and a built-in one way check valve for one person brake bleeding.



- ALL11019 Bottle With Lanyard
- ALL11018 Bottle With Magnet
- ALL11017 Bottle With Magnet And Check Valve
- ALL99435 Replacement Hose **NEW!**

Fogging Oil **ALL78220**

Spray aerosol lubricant (with special additives) into the intake and spark plug holes to coat and lubricate the cylinders, valves and valve seats. Prevents horsepower-robbing corrosion and eliminates scuffing at start-up after periods of storage. May be used in all 2- or 4-cycle carbureted or fuel injected gasoline engines in cars, trucks, motorhomes, ATV's, etc. Sold in a 12 oz. can.



Ground Shipment Only

Extreme Pressure Lube

ALL78246

Originally used throughout the tool and die industry, this lube provides superior durability and wear protection taking the place of anti-seize in many applications. Recommended for spline-to-spline contact, threaded adjusters and engine fasteners. 4 oz. tube.



Bryant Goldstone

Photo: Chris Simmons

Air Filter Cleaner **ALL78222**

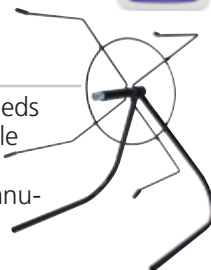
Spray solution directly onto dirty air filter. Allow 5-10 minutes to soak, then rinse clean with water. For use with Allstar washable air filter elements. 24 oz. plastic bottle.



Filter Cleaning Station

ALL26009

Filter cleaning station simplifies and speeds up the process of servicing 14" washable air filters. Spray air filter with a cleaner/degreaser as recommended by filter manufacturer, allow a brief time to soak, then flush clean with a garden hose. Allow filter to dry completely then apply an even application of filter oil, if applicable. For use with washable filter elements only.



Fuel Fragrances

Fuel fragrances can be added to most types of fuels including methanol, nitromethane, gasoline and also may be used in 2-cycle mixtures.



Available in many scents in a resealable 4 oz. bottle – enough to treat 30-55 gallons of alcohol or 20 gallons of gasoline. Mixes clear with fuel.

Ground Shipment Only

- | | |
|----------------------------|-------------------------------|
| ALL78123 Cinnamon | ALL78132 Cotton Candy |
| ALL78124 Cherry | ALL78133 Raspberry |
| ALL78125 Blueberry | ALL78134 Tangerine |
| ALL78126 Grape | ALL78135 Reefer Madness |
| ALL78127 Banana | ALL78136 Vanilla |
| ALL78128 Fruit Punch | ALL78137 Green Apple |
| ALL78129 Pina Colada | ALL78138 Strawberry |
| ALL78130 Root Beer | ALL78139 Watermelon |
| ALL78131 Bubble Gum | |

Upper Lube Fuel Additive

Upper Lube is a high temperature cylinder lube that protects and extends engine life. Added directly to the fuel, Upper Lube reduces fuel wash down, chalky residue and corrosion, while lubricating cylinders, valves, guides, and fuel system components. It mixes completely, won't separate from fuel, leaves no varnish residue and does not contain a flame agent. One 16 oz. bottle treats 55 gallons of alcohol, 150 gallons of gasoline, or 110 gallons of ethanol.



Ground Shipment Only

- ALL78100 Upper Lube
- ALL78120 Upper Lube With Cherry Fragrance
- ALL78122 Upper Lube With Grape Fragrance

Aluminum Tank Radiators

Excellent quality at an affordable price. Filler necks are machined, not stamped, and tanks are furnace brazed, not epoxied, eliminating two prime sources of leakage. The lightweight 1" tubes, arranged in two rows, offer outstanding cooling in race cars, off-road vehicles and street machines.

Single Pass

1-1/2" inlets and 1-3/4" outlets have beaded hose fittings.

	Core WxH	Overall
GM		
ALL30010	17" x 18"	22" x 19"
ALL30011	19" x 18"	24" x 19"
ALL30012	21" x 18"	26" x 19"
ALL30014	23" x 18"	28" x 19"
ALL30016	26" x 18"	31" x 19"
ALL30042	23" x 15"	28" x 16"
Ford		
ALL30020	17" x 18"	22" x 19"
ALL30021	19" x 18"	24" x 19"
ALL30022	21" x 18"	26" x 19"
ALL30024	23" x 18"	28" x 19"
ALL30026	26" x 18"	31" x 19"
ALL30043	23" x 15"	28" x 16"



ALL30012



ALL30022

TECH TIP

Radiators with aluminum tanks are recommended to use radiator caps rated at 28 lbs. or less.




Popular Radiator Caps For Aluminum Tank Radiators

- ALL30128 Stant Round 28–32psi Non-Recovery ALL30128
- ALL30131 Stant Round With Lever 21–25psi Recovery

Upper Mount Kit For Aluminum Tank Radiators ALL30121

Channel rests on top of the core and two flat aluminum straps may be bolted or welded to the channel. Hook the steel springs into provided hole and connect to a lower chassis location. Kit includes channel (2" x 21.5"), two straps (1" x 11.5") and two 17" springs. Fit Allstar aluminum tank radiators.



Replacement Parts

- ALL30122 Spring
- ALL30123 Channel

Radiator Tie Down Rods

Aluminum tie down rods are often used with an upper radiator support to keep radiator in place. Rods have 3/8"-24 RH and LH threads. Often used with a rod end on one or both ends.

- ALL54115 20"
- ALL54116 24"
- ALL54117 30"



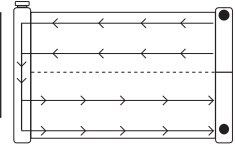
Dual Pass

Dual pass radiators circulate coolant across the top half of the radiator, then back across the bottom half, allowing up to twice the heat dissipation. These radiators offer the same features as standard Allstar aluminum radiators including furnace brazed tanks, two rows of 1" tubes, billet machined filler neck with overflow, standard 1-3/4" outlet and feature a universal inlet design to accept fittings for a 1-1/2" standard hose, 1-3/4" hose, -16 or -20AN fittings (sold separately). Available in 24", 26", 28" and 31" overall widths (including tanks).



ALL30035

	Core WxH	Overall
ALL30033	19" x 18"	24" x 19"
ALL30035	21" x 18"	26" x 19"
ALL30036	23" x 18"	28" x 19"
ALL30037	26" x 18"	31" x 19"



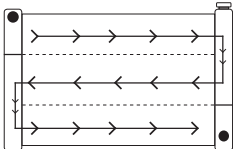
Triple Pass

Triple pass radiators circulate coolant across the top portion of the radiator, back across the mid-section and through the bottom allowing maximum heat dissipation. These radiators offer the same features as standard Allstar aluminum radiators including furnace brazed tanks, two rows of 1" tubes, billet machined filler neck with overflow, standard 1-3/4" outlet and a universal inlet designed to accept fittings for a 1-1/2" standard hose, 1-3/4" hose, -16 or -20AN fittings (sold separately). Available in 24", 26", 28" and 31" overall widths (including tanks).



ALL30046

	Core WxH	Overall
ALL30045	19" x 18"	24" x 19"
ALL30046	21" x 18"	26" x 19"
ALL30047	23" x 18"	28" x 19"
ALL30048	26" x 18"	31" x 19"



Radiator Inlet Fittings

- ALL30038..... 1-1/2" Hose Fitting
- ALL30041 1-3/4" Hose Fitting*
- ALL30039..... -16AN Fitting
- ALL30040 -20AN Fitting

*Use with lower radiator hose as an upper hose



ALL30038 ALL30041



ALL30039 ALL30040

See Page 67 For A Complete Listing Of Radiator Caps.

Plastic Tank Radiators

Uniquely designed plastic tank radiators with aluminum core offer over a 22% gross weight savings to comparable aluminum tank radiators when filled with coolant. These performance radiators also provide 6% better cooling than aluminum tank radiators. Tanks are fastened to the core with multi-clamps and an o-ring gasket, a process similar in design to many of today's high performance late model muscle cars. Corrosion resistant tanks have molded in 1-1/2" inlet and 1-3/4" beaded hose outlets. Widths are overall including tanks.

Single Pass

	Core WxH	Overall
GM		
ALL30050	17" x 18"	22" x 19"
ALL30051	19" x 18"	24" x 19"
ALL30052	21" x 18"	26" x 19"
ALL30053	23" x 18"	28" x 19"
ALL30054	26" x 18"	31" x 19"
Ford		
ALL30320	17" x 18"	22" x 19"
ALL30321	19" x 18"	24" x 19"
ALL30322	21" x 18"	26" x 19"
ALL30324	23" x 18"	28" x 19"
ALL30326	26" x 18"	31" x 19"



ALL30052



ALL30322

Dual Pass

GM	Core WxH	Overall
ALL30056	19" x 18"	24" x 19"
ALL30057	21" x 18"	26" x 19"
ALL30058	23" x 18"	28" x 19"
ALL30059	26" x 18"	31" x 19"



ALL30059

TECH TIP

Radiators with plastic tanks are recommended to use radiator caps rated at 25 lbs. or less.

Popular Radiator Caps For Plastic Tank Radiators


ALL30135 Stant Round 21–25psi Non-Recovery
 ALL30137 Stant Octagon 21–25psi Recovery



ALL30135

Upper Mount Kit For Plastic Tank Radiators ALL30152

Channel rests on top of the core and two flat aluminum straps may be bolted or welded to the channel. Hook the steel springs into provided hole and connect to a lower chassis location. Kit includes channel (1-1/2" x 21-1/2"), two straps (1" x 11-1/2") and two 17" springs.




Replacement Parts

ALL30122 Spring
 ALL30153 Channel

Late Model Radiator ALL30044

Aluminum dual pass radiator has 16"x28" overall dimensions and does not have a filler neck. The 1-3/4" bottom outlet is welded 90° to the tank, not angled, as these radiators typically mount with the top leaned forward. Universal top inlet design accepts 1-1/2" standard hose, 1-3/4" hose, -16 or -20an fittings (sold separately). Includes a 1/4" petcock located near the top on the driver's side to release possible air in the system when filling.



Sprint Radiator ALL30028

Aluminum radiator with furnace brazed tanks provides superior cooling in sprint applications. Features machined filler neck, 1-1/2" RH bottom outlet and (4) female top outlet ports for use with -10AN O-ring fittings. Radiator uses a smaller diameter cap (not included) such as ALL30124 or ALL30125. 20" wide x 22" tall x 2" wide. 9.7 lbs.



Sprint Cross Flow Radiator (Chassis Mount) ALL30030

Aluminum radiator with a unique black thermal coating provides superior cooling! Built-in mounting brackets enable the radiator to be quick-turn fastened directly to frame tabs. Radiator with -10AN O-ring inlets and 1-1/2" outlet is 20-1/2" wide x 18-1/2" tall (including outlet neck) x 2-3/8" thick core. Recommended radiator cap is ALL30126 (28-32 lbs.) sold separately. Approximate weight 8.5 lbs.



Wall Mount Radiator Holder Kit ALL12216

Brackets fasten to trailer wall and hold radiator safely in place to avoid damage during transport. Kit includes two 29" long aluminum brackets with adjustment holes at 2" increments and arms to fit radiator cores up to 2-1/4" wide. Adjustable arms are slotted for quick adjustment with included thumbscrew knobs to fit a variety of radiator heights.



1955-56 Chevy Aluminum Radiator **ALL30005**

A direct replacement for all 1955-56 Chevy passenger cars with six cylinder engines, also ideal for 1955-57 Chevy V8's with long style water pumps. Radiator has mounting brackets that position it in front of the core support bar, two rows of 1" tubes, furnace brazed tanks, a machined billet filler neck with over flow fitting, drain petcock, 1/2" NPT bung for additional temperature sender/switch and mounting clips. The built-in automatic transmission cooler has 1/4" NPT fittings. 23-1/4" H x 23-1/4" W. Core width is 22".



1957 Chevy Aluminum Radiator **ALL30007**

A direct replacement for all 1957 Chevy passenger cars with six cylinder engines, also ideal for V8's with long style water pumps that require additional space between engine and radiator. Radiator features mounting brackets that position the radiator in front of the core support bar, two rows of 1" tubes, furnace brazed tanks, a machined billet filler neck with over flow fitting, drain petcock, 1/2" NPT bung for additional water temperature sender/switch and mounting clips. The built-in automatic transmission cooler has 1/4" NPT fittings. 23-1/4" H x 23-1/4" W. Core width is 22".



1955-57 Chevy Aluminum Radiator **ALL30006**

A direct replacement radiator for all 1955-57 Chevy passenger cars with a V8 engine using a short style water pump. Radiator has mounting brackets that position it behind the core support bar, two rows of 1" tubes, furnace brazed tanks, a machined billet filler neck with overflow fitting, drain petcock, 1/2" NPT bung for additional temperature sender/switch and mounting clips. The built-in automatic transmission cooler has 1/4" NPT fittings. 23" H x 24-1/2" W. Core width is 22".



Radiator Fin Tool Kit **ALL10680**

Hand held tool straightens and repairs damaged fins in most radiators, coolers, and air conditioning condensers. Repairing damaged fins provides better airflow through core, increasing cooling ability. Six interchangeable heads in 13, 15, 16, 17, 18 and 20 fins per inch.



Direct Fit Radiators

Aluminum direct fit radiators provide increased cooling over original copper radiator. Designed for performance vehicles, features include machined billet aluminum filler necks, fully welded construction and two rows of large 1" tubes properly spaced for maximum airflow and cooling on the street, even at lower speeds. Built-in automatic transmission coolers. O.E. fan shrouds may require modification for installation.




ALL30300

- ALL30300..... **1967-69 GM F-Body (Camaro and Firebird)** PS Outlet, DS Inlet, 31"W x 19-1/2"H Overall, 23"W x 18"H Core
- ALL30301..... **1970-81 GM F-Body (Camaro and Firebird)** PS Outlet, DS Inlet, 26"W x 19-1/2"H Overall, 20-1/2"W x 18"H Core
- ALL30302..... **1982-92 GM F-Body (Camaro and Firebird)** PS Outlet, DS Inlet, 30"W x 19-1/2"H Overall, 24-1/2"W x 18"H Core
- ALL30304..... **1968-77 GM A-Body (Chevelle, Cutlass, LeMans)** PS Outlet, DS Inlet, 34"W x 19-1/2"H Overall, 28-1/2"W x 18"H Core
- ALL30306..... **1966-80 Mopar** DS Outlet, PS Inlet, 29"W x 19-1/2"H Overall, 22-1/2"W x 18"H Core
- ALL30308..... **1964-66 Mustang** PS Outlet, PS Inlet, 19-3/4"W x 21"H Overall, 18"W x 16"H Core
- ALL30310..... **1979-93 Mustang** DS Outlet, PS Inlet, 29-3/4"W x 19-1/2"H Overall, 24-1/2"W x 18"H Core

Universal Radiator Mount Kits

Kits mount universal style radiators to factory radiator core supports.

Aluminum side supports fasten around tanks to cradle radiator and brackets can be drilled for a variety of mounting options. Side supports require notching to clear GM and Ford lower outlet fitting. Kits are available for radiators with tapered bottom tanks or square bottom tanks.



- ALL30155..... Kit For Allstar Aluminum Tank, Most Griffin And Other Radiators With Tapered Bottom Tanks
- ALL30156..... Kit For Allstar Plastic Tank, AFCO, Howe, Northern And Other Radiators With Square Bottom Tanks

Upper Radiator Support Bracket

ALL30120


Universal upper support bracket is preformed to fit over the top of most radiator cores (up to 2-1/2" thick) to keep radiator secured in saddle style lower mounts. Steel bracket is .085" thick and has a 3/16" hole for riveting or bolting in place.



Radiator Honeycomb

Honeycomb screen mounts to front of radiator to protect from rocks and debris. Secure directly to radiator using ALL30085 mounting kit, sold separately. 19" x 26".

ALL30158..... 1/2" Thick
ALL30159..... 1" Thick



Universal Mounting Kit ALL30085

Mounting kits are commonly used to mount electric fans, oil coolers, transmission coolers or honeycomb screen directly to a radiator. Kits include four 8" nylon mounting bolts with washers, rubber spacer blocks and retaining nuts. Bolts are pressed through the fins of the radiator to mount accessory.




Radiator Shaker Screen ALL30160

Commonly used on Dirt Late Models, universal shaker screen is mounted in front of the radiator on most dirt cars. Unit includes black powder coated aluminum frame, screen, 1/2" x 32" cross rod, springs and retaining clips. Frame dimensions are 17" tall and 25" wide.



Sprint Car Radiator Rock Screen ALL30163

Aluminum rock screen helps to protect radiators from heavy rocks and mud. Mounting tabs are integrated into the frame for quick and easy installation to the front air box. Measures 20-1/2" wide x 12" tall and weighs just under 1 lb. Quick turn springs are included.



Stainless Wire Screen

Use screen to protect radiators, oil coolers or other items. Size referenced is the approximate opening of the screen.

5/64" (.025" Wire Diameter)


ALL22260..... 12" x 36"
ALL22262..... 36" x 36"

1/8" (.035" Wire Diameter)

ALL22265..... 12" x 36"
ALL22267..... 36" x 36"
ALL22268..... 36" x 48"

3/16" (.047" Wire Diameter)

ALL22270..... 12" x 36"
ALL22272..... 36" x 36"
ALL22273..... 36" x 48"



Radiator Caps

Higher cooling system pressure raises the boiling point of coolant to reduce the risk of overheating. Standard size caps fit 2-1/8" O.D. x 3/4" deep necks unless otherwise noted. Recovery system caps allow coolant to exit the cooling system into an overflow or recovery bottle as coolant heats and expands. As the system cools, recovery system caps will draw coolant back in to keep the cooling system full. Non-recovery system caps allow coolant to exit the system, but do not draw coolant back into the system.



Part No.	Description	Pressure
*Non-Recovery Radiator Caps		
ALL30134	Stant Round	18-22 PSI
ALL30135	Stant Round	21-25 PSI
ALL30128	Stant Round	28-32 PSI
*Recovery System Radiator Caps		
ALL30132	Stant Round	16 PSI
ALL30133	Stant Round With Lever	16 PSI
ALL30130	Stant Round With Lever	18-22 PSI
ALL30137	Stant Octagon	21-25 PSI
ALL30131	Stant Round With Lever	21-25 PSI
ALL30136	Round	22-24 PSI
ALL30129	Round	29-31 PSI
ALL30138	Stant Octagon	38-42 PSI
*Small Diameter Recovery System Radiator Caps		
ALL30124	Stant Round Small Dia. (32mm I.D., 16mm deep)	16 PSI
ALL30125	Stant Round Small Dia. (32mm I.D., 16mm deep)	19-21 PSI
ALL30126	Stant Round Small Dia. (32mm I.D., 16mm deep)	28-32 PSI

*Warning: High pressure radiator caps are made for use on race vehicles only. Do not use these caps on passenger vehicle cars with stock type radiators. It is recommended to pressure test the complete cooling system to the maximum level of pressure indicated on the cap. Failure to test cooling system to the proper pressure prior to installing the cap may result in damage to the cooling system and/or bodily injury.

Billet Aluminum Radiator Cap ALL30139

Polished billet aluminum cover is permanently pressed onto a 16 lb. recovery style radiator cap for enhanced appearance within any engine compartment. Cap is a suitable choice for most street driven vehicles.



Radiator Tank Heating Pad ALL76420

Fasten pad directly to the side of radiator tank to help add heat to your engine on cool nights. 2" x 15" high temperature silicone heating pad externally pre-heats coolant in the radiator and reduces overall warm up time.


Note: Additional pads are located in the Engine section for oil pan and oil tank applications to add additional heat to the engine before start-up.





Fan Shrouds

Allows fan to pull more air through the radiator for increased cooling. Aluminum and impact-resistant plastic shrouds fit fans up to 17" diameter. Radiator size reference is based on outside tank dimension. All shrouds are 19" tall.



Part No.	Radiator Size*	Shroud Width	Shroud Depth	Max Fan Dia.
Fits Allstar Radiators				
ALL30107	22"	17-3/8"	9-3/4"	15"
ALL30112	24"	19"	9-3/4"	15"
ALL30109	26"	20-3/4"	9-3/4"	17"
ALL30110	28"	23"	9-3/4"	17"
ALL30115	31"	25-3/4"	9-3/4"	17"
Fits Griffin Radiators				
ALL30106	26"	21-1/8"	11"	17"
ALL30108	28"	23"	11"	17"
ALL30111	31"	26-1/4"	11"	17"
Fits Howe Radiators				
ALL30114	26"	22-1/2"	11"	17"
ALL30116	28"	24"	11"	17"
ALL30111	31"	26-1/4"	11"	17"

*Radiator size reference is based on outside tank dimension.

Aluminum Electric Fan Shrouds

Aluminum shrouds are designed to work with electric fans mounted as a puller behind the radiator. Special air release flaps allow additional airflow to pass through the core and shroud as the vehicle is moving, and close to allow fan to draw air through the core of the radiator at rest. Dimensions are overall including a 1/2" top and bottom mounting flange.



ALL30062



Fan Sold Separately

- ALL30060 16-3/4" x 18-3/4" Single 16" Fan
- ALL30061 18-3/4" x 18-3/4" Single 16" Fan
- ALL30062 20-3/4" x 18-3/4" Single 16" Fan
- ALL30063 25-3/4" x 18-3/4" Single 16" Fan
- ALL30064 25-3/4" x 18-3/4" Dual 12" Fans



Brian Finch

Blower Fan Cool Box

ALL30001

Help cool down engine between practice sessions or races. Outside plenum works with Allstar's ALL30002 blower fan, creating a forced air cooling system designed to fit the grill opening of most template body noses. Plenum suspends by straps that attach to the hood pins, allowing the car to be raised for adjustments or maintenance. Assembly required and may need slight trimming due to blower fan variances.



Blower Fan ALL30002

Compact, plastic blower moves up to 300 CFM of air. The quiet electric blower has three speeds and can be adjusted to move cooling air wherever it's needed, up to 30 ft. away. Weighs just 8 lbs. with two built-in receptacles and a 12' long power cord. Optional heater accessory (sold separately) attaches to front of blower and plugs into one of the receptacles to transform blower into a heater.



Blower Fan Heater Accessory

ALL30003 5300 BTU, 115V AC 1400 Watts, Heater With Blower Unit Draws 11.7 Amps, Use With ALL30002 Only, Weight 3 Lbs.



Radiator Air Scoop For Sprint Car

Scoop fastens around a tube or the front crossmember of most chassis to maximize airflow through the radiator, increase cooling efficiency and at the same time, create down force. Black plastic scoop is a universal design that will fit a variety of cars and the aluminum scoop is designed for most raised rail cars. Scoop is commonly fastened to the chassis with quick turn fasteners.



- ALL23224 Plastic 22" x 11"
- ALL23225 Aluminum 22" x 13"



Hunter Jack

Photo: JohnnyB Imagery

Curved Blade Electric Fans

Electric fans require very little amperage and are suitable for use in race car or tow vehicle. Fans are set up as "puller" units, mounted behind the radiator. By flipping blades, reversing wires, and mounting in front of radiator, fans will operate in "pusher" configuration. Each unit includes a mounting kit.



ALL30074

- ALL30070..... 10", 775 CFM
- ALL30072..... 12", 925 CFM
- ALL30074..... 14", 1530 CFM
- ALL30076..... 16", 1980 CFM
- ALL30085 Replacement Mounting Kit

Economy 16" Curved Blade Electric Fan ALL30077

An economical option to Allstar's standard S-blade fan, this 10-blade electric fan has many of the same features. Universal design fan may be set up as a puller or pusher style to mount in front or behind the radiator. Mounting brackets and a hardware kit are included. Fan is 2024CFM with 21.0 amp draw and housing dimensions of: 16" x 16-1/4" x 4".



Molded Nylon Fans

Lightweight 6-blade fans are economical and very durable. Universal bolt pattern with a 5/8" pilot hole.



- ALL30091..... 14" Dia.
- ALL30092..... 15" Dia.
- ALL30093..... 16" Dia.
- ALL30094 17" Dia.
- ALL30095..... 18" Dia.

Reinforcement Plate For Nylon Fans ALL30079

Plate installs beneath the mounting hardware to strengthen fan mounting location and prevent hardware from damaging the fan.



6-Blade Fans

Heavy-duty, 27° 6-blade fans, available with aluminum or steel blades, can move the volume of air needed to keep race engines cool. Universal bolt pattern with a 5/8" pilot hole.



- ALL30096 15" Dia. Aluminum Blades
- ALL30097..... 17" Dia. Aluminum Blades
- ALL30102..... 15" Dia. Steel Blades
- ALL30103..... 17" Dia. Steel Blades
- ALL30100..... 18" Dia. Steel Blades

GM Style 4-Blade Steel Fan

ALL30099

Steel 4-blade fan is a direct replacement for the popular GM 4-blade fan. Fan features a 60° blade design, a universal bolt pattern with a 5/8" pilot hole and weighs approximately 3 lbs. Small diameter flat washers included for proper installation.



Tech Tip:

This four blade fan was originally designed for use in O.E. production vehicles. When this fan is used in high performance applications it is recommended that fan and mounting fasteners be inspected as a part of regular vehicle maintenance.

4-Blade Steel Fans

Steel high RPM fans are available in 15", 18" or 19". All have a universal bolt pattern with a 5/8" pilot hole. Riveted reinforcement plate adds strength and high pitch 32° blades increase airflow. Painted black to resist corrosion.



- ALL30104..... 15" Dia.
- ALL30105..... 18" Dia.
- ALL30101 19" Dia.

Fan Spacer Kits

Fan spacers position fan closer to radiator or fan shroud and away from pulleys. 1-1/2" and larger spacers are uniquely designed allowing spacer to remain bolted to water pump while changing fans. Aluminum spacers include 3/4" to 5/8" water pump shaft reducer bushing, four Allen bolts to secure spacer to water pump and four hex bolts with washers to secure fan to spacer. Spacers work with 1-3/4" bolt circle flanges only.



ALL30182

ALL30186

- ALL30180* ... 1/2" ALL30186..... 2"
- ALL30182* ... 1" ALL30188 2-1/2"
- ALL30184..... 1-1/2" ALL30190..... 3"
- ALL30192 3-1/2"
- ALL99027..... Replacement Reducer Bushing (5/8" to 3/4")

Replacement Bolts, 4-Pack

- ALL99180 Bolts For ALL30180, 1-1/2" UHL
- ALL99181 Bolts For ALL30182 & 30184, 2" UHL
- ALL99182 Bolts For ALL30186, 2-1/2" UHL
- ALL99183 Bolts For ALL30188, 3" UHL
- ALL99184..... Bolts For ALL30190, 3-1/2" UHL
- ALL99188..... Bolts For ALL30192, 4" UHL

*Includes one set of four bolts for fan and spacer installation.

Fan Freewheeler ALL30078

Lets the fan "freewheel" when extra horsepower is needed for qualifying. Removal of one through-bolt disengages the fan. Fits 3/4" shafts and spaces the fan 2.375" from the water pump.



Replacement Parts

- ALL99026..... Replacement Bushing



Aluminum SB Chevy "Short Style" Water Pump **ALL31100**

Popular "short style" water pump that was originally used on pre-1969 small block Chevrolets. Pumps are built using all new components and an aluminum body for added weight savings over original cast iron pumps.

Pump features a 3/4" main shaft and bearings with a 5/8" pilot and a billet steel hub drilled for both small and large fan bolt patterns, making this a good choice for street and mild performance vehicles. Block mount to fan hub dimension is 5-5/8". **This pump is not recommended for use with mechanical fans over 5,000 RPM.** Above this RPM, use the ALL31105 pump with a 3/4" shaft/bearing.

Note: Water pump may need to be clearanced for use with 8" dampers.



Aluminum SB Chevy "Corvette Style" Water Pumps

This aluminum version of "Corvette style" water pump was originally used on 1971-82 small block Chevrolet Corvette, but is now used throughout the motor-sports industry. Pump is built using all new components and an aluminum body for added weight savings over original cast iron pumps. Pump features a 3/4" main shaft and bearings with a 3/4" pilot and a billet steel hub that has a set screw retainer for use on higher RPM applications. Block mount to fan hub dimension is 5-13/16".

ALL31105 Water Pump

ALL31106 Water Pump With 3/8" NPT Bypass Ports And Cam Stop Hardware

Note: Water pumps may need to be clearanced for use with 8" dampers.



Water Pump Cam Stop Kit **ALL99415**

Water pump cam stop kit includes a 2" long 3/8"-24 threaded stud, washer and nut to replace or add a cam stop bolt to a water pump equipped with a stud mounting boss. Stud can be tightened against timing cover when cam buttons are used to help prevent "cam walk".



Jordan Bartz

LS Electric Water Pump **ALL31122**

NEW!

- Fits LS Gen III/IV
- Black Anodized Finish
- Machined from 6061 T6 Billet Aluminum
- High flow electric motor perfect for race applications
- F-Body inlet/outlet location

Pair with our Allstar inline thermostat housing if a thermostat is required! See page 73, ALL31160.



Water Pump Spacer Kits

Kits provide additional clearance needed for belt or gear drive timing systems. Gaskets are included.

ALL31070 1/8"

ALL31071 1/4"

ALL31072 3/8"

ALL31073 1/2"

ALL87230..... Replacement Gaskets



Pulley Shim Kits

Use shim kits to properly align pulleys. Water pump shims have dual bolt hole pattern to fit most GM and Ford water pumps. Crank pulley spacers are for small block Chevys.

ALL31064..... Water Pump, 1/16", 1/16", 1/8" (3 Shims)

ALL31066..... Crankshaft, 1/16", 5/64", 1/8" (3 Shims)



Aluminum SB Chevy Reduction Pulleys

Specifically for short or Corvette water pumps, pulleys work with power steering pump and pulley to provide a ratio within the GM specified RPM range.

Race engine RPM differs greatly from street engines. For 30% less water pump speed and reduced weight and inertia, the crankshaft and water pump pulleys are smaller in diameter than standard reduction pulleys. Acceleration capabilities are greatly enhanced.

ALL31030 ...Crankshaft Pulley (4-3/4" Diameter)

ALL31040 ...Water Pump Pulley, Short Pump With 5/8" Pilot Hole (6-5/8" Dia.)

ALL31050 ...Water Pump Pulley, Corvette Pump With 3/4" Pilot Hole (6-5/8" Dia.) Belts

ALL86120.....Belt, Crank To Water Pump, 31.5"

ALL86122.....Belt, Crank/Water Pump/Block Mount P/S Pump, 39"

ALL86124.....Belt, Crank/Water Pump/Head Mount P/S Pump, 42"

Note: Crankshaft pulley will work with either water pump pulley without spacers.



ALL31040 ALL31030

SB Chevy 1:1 Ratio Pulley Kits



Double groove aluminum pulley kits feature 6-5/8" diameter pulleys and include common 15/32" V-belts to work with block or head mounted Allstar power steering kits. Pulley kits are designed to work with short style water pumps with a 5/8" shaft that measure 5-5/8" from block mount to hub face. Components also sold separately.

- ALL31080 Kit For Block Mount Power Steering Pump
- ALL31082 Kit For Head Mount Power Steering Pump
- ALL31083 Kit For No Power Steering

Related Parts

- ALL31084 1:1 Crank Pulley (6-5/8")
- ALL31085 1:1 Water Pump Pulley (6-5/8")
- ALL86121 Belt, Crank to Water Pump, 34"
- ALL86123 Belt, Crank/Water Pump/Block Mount P/S Pump, 41"
- ALL86125 Belt, Crank/Water Pump/Head Mount P/S Pump, 44"


V-Belts

Premium quality V-belts are perfect replacements for worn or cracked belts.



- ALL86120 31.5"
- ALL86121 34"
- ALL86122 39"
- ALL86123 41"
- ALL86124 42"
- ALL86125 44"

SB Chevy 1:1 Ratio Reduction Pulley Kits



Premium 1:1 pulley kits feature 4-3/4" diameter pulleys with 1/2" wide grooves for use with industrial grade belts. The increased belt width helps reduce belt slippage when used with high performance mechanical fans. The small diameter pulley combination provides a 30% RPM reduction when using a power steering pump with a 6" pulley.

Note: Pulleys are designed to use with short "Corvette Style" 3/4" shaft water pump (ALL31105 or ALL31106).

- ALL31090 Kit For Block Mount Power Steering Pump
- ALL31092 Kit For Head Mount Power Steering Pump
- ALL31093 Kit For No Power Steering

Replacement Parts

- ALL31094 1:1 Crank Pulley (4-3/4")
- ALL31095 1:1 Water Pump Pulley (4-3/4")

Performance V-Belts

Industrial grade V-belts are slightly wider than standard V-belts and are used with the Allstar reduction style 1:1 pulley kits with 1/2" wide pulley grooves. The wider contact area helps reduce slippage when using high performance mechanical fans. **Note: These will not work with standard width pulleys** that are designed for 7/16" wide V-belts.

- ALL86127 29"
- ALL86128 37"
- ALL86129 41"

Crank Pulley Mandrel Kit ALL31031



Kit prevents mandrel bolt breakage and is made specifically for use with Allstar ALL31030 crank pulley. Mandrel is attached to the crankshaft pulley with three bolts, while the vibration damper is retained with the stock bolt. The mandrel bolt is then connected to the mandrel – not to the crankshaft – to reduce engine harmonics (helps prevent loosening or breaking). Kit includes spacers, pulley guides, and bolts to work effectively with most 3, 4, and 5 stage dry sump pumps, alone or with belt driven fuel pumps. Pulleys sold separately.

Replacement Parts

- ALL31032 Crank Pulley Mandrel
- ALL31033 Mandrel End Washer
- ALL31034 Stepped Washer
- ALL31035 Pulley Guide
- ALL31036 Mandrel Keyway, 1/8"
- ALL31037 Mandrel Bolt, 5/16"-18 x 1" (3-Pack)
- ALL31038 Mandrel End Bolt, 1/2"-13 x 4"

Mandrel Spacers

Aluminum spacers properly space and align pulleys when used with a 1/8" keyed mandrel. The same spacers are found in the ALL31031 Mandrel Kit. Sold each.



- ALL31020 1/4" Thick Spacer
- ALL31022 1/2" Thick Spacer
- ALL31024 3/4" Thick Spacer
- ALL31026 1" Thick Spacer
- ALL31028 1-1/4" Thick Spacer

Gilmer Belts

1" wide, assorted lengths.

- ALL86130 21.0"
- ALL86132 22.5"
- ALL86134 24.0"
- ALL86136 25.5"
- ALL86138 27.0"



TECH TIP

Belt Tension - Gilmer style belts are properly tensioned when belt can be twisted 1/2 turn.



Brett Hearn

Photo: Mike Traverse Photos

Inline Electric Water Pump **ALL31130**

Inline water pump will flow up to 50 GPM, which is suitable for many applications throughout the motorsports industry. Pumps are designed to provide better cooling and space savings over most mechanical pumps. Pump can be used on 12-16 volt systems and only draws 6 amps. Electric motor is sealed to help prevent damage or corrosion and billet 6061-T6 aluminum housing is black hard coat anodized with threaded mounting holes for easy mounting. Use with Allstar ALL31135-31140 adapter fittings. Complete unit weighs 6 lbs. Wire harness with 20 amp inline fuse included.



- ALL31135 1-1/4" Hose Fitting
- ALL31136 1-1/2" Hose Fitting
- ALL31137 1-3/4" Hose Fitting
- ALL31138 -12AN Fitting
- ALL31139 -16AN Fitting
- ALL31140 -20AN Fitting



Water Pump AN Block Adapters

Adapters mount in place of standard mechanical water pumps when using inline or remote electric water pumps. Ford pump adapters require water pump back plates for complete installation.



- ALL31150 SB Chevy -12AN
- ALL31151 BB Chevy -12AN
- ALL31152 SB Ford -12AN
- ALL31153 SB Ford Water Pump Back Plate (Early)
- ALL31154 SB Ford Water Pump Back Plate (Late)

Y-Block Adapter **ALL31159**

Billet aluminum Y-Block is commonly used when connecting inline or remote electric water pumps to AN block adapters. 1-1/4"-12 inlet port accepts Allstar ALL31135-31140 O-ring style fittings for direct hose or AN style connections. Outlet ports accept standard -12AN ORB fittings to connect to block adapters.



- ALL31135 1-1/4" Hose Fitting
- ALL31136 1-1/2" Hose Fitting
- ALL31137 1-3/4" Hose Fitting
- ALL31138 -12AN Fitting
- ALL31139 -16AN Fitting
- ALL31140 -20AN Fitting



Remote Mount Electric Water Pump **ALL31120**

Compact water pump will flow up to 25 GPM which is perfect for intercoolers, dragsters or compact engines. Pump can be used on 12-16 volt systems and only draws 8 amps. Electric motor is sealed to help prevent damage or corrosion and 6061-T6 billet aluminum housing is black hard coat anodized with threaded mounting holes for easy mounting. Accepts -12AN ORB fittings, complete unit weighs only 5 lbs.



Polished Water Necks

Aluminum water necks fit most Chevrolet V8's. Two-piece design necks swivel 360° to accommodate LH and RH radiator inlets. An O-ring seal and two chrome plated socket head cap screws are included.

- ALL30170 90° Neck
- ALL30173 75° Neck
- ALL30171 45° Neck
- ALL30172+ Straight Neck



Related Parts:

- ALL99136 Replacement O-Ring
- +One-Piece Fixed Neck

SB Ford Chrome Plated Water Neck **ALL30174**

Cast aluminum 45° water neck fits small block Ford. Includes an O-ring for sealing the base flange and two hex head bolts.



Billet Aluminum Swivel Water Necks

Billet aluminum water necks fit most Chevy V8's, accept most standard thermostats and swivel a full 360° to simplify connection of LH or RH radiator hoses to engine. Black anodized finish helps protect against corrosion. Stainless steel hardware and an O-ring for sealing the base of the water neck to engine are included.



- ALL30370 1-1/2"
- ALL30371 1-3/4"
- ALL30372 -16AN
- ALL30373 -20AN

Billet Water Neck Spacer **ALL30375**

Billet aluminum spacer fits between intake manifold and water neck, providing connection options for temperature senders or additional water lines. 1" tall spacer fits most Chevy V8's. Includes four 1/2" NPT ports with plugs and an O-ring seal on one side, eliminating the need for a gasket.



Mike McKinney

Photo: JohnnyB Imagery

Inline Thermostat Housing

ALL31160

NEW!

Black anodized aluminum inline thermostat housing fits GM-style thermostats. Use with 1.5" hose size.



Water Outlet Restrictor Kit

ALL30241

Restrictor replaces the thermostat to control the flow of water through the cooling system. Kit contains three 2-1/8" O.D. aluminum restrictors with 5/8", 3/4" and a 1" center I.D. hole that fit most GM V8 or V6 and SB Ford water outlets.



Aluminum Radiator Hose Restrictor

ALL30242


Lower radiator hose restrictor helps keep the water in your radiator longer to improve cooling. Machined aluminum restrictor has a 5/8" I.D. and will fit into most 1-3/4" radiator outlets or radiator hose.



Upper Radiator Hose Kit For Modifieds

ALL30260

Upper hose kit eliminates the concern of the upper hose collapsing and fits a variety of radiator widths. 1-1/2" hose kit includes a 90° steel tube and two silicone hoses. Designed for use on UMP/IMCA type Modifieds.



Radiator Hose I.D. Reducer

ALL30240

Rubber reducer allows a lower radiator hose with a molded-in spring to be used as an upper radiator hose. In continuous high RPM applications, the upper hose can collapse limiting coolant flow. Upper hoses with an internal spring support can also collapse if the spring is drawn into the radiator tank. Reducer fits inside 1-3/4" lower radiator hoses which have molded-in reinforcement springs and reduces the I.D. from 1-3/4" to 1-1/2".



Radiator Hoses

Two-ply coolant hose is flexible and adapts to a variety of applications. Abrasion resistant cover will not crack or harden.



1-1/2" Dia. Upper Hose

- ALL30200..... 12"
- ALL30202..... 14"
- ALL30204..... 15-1/2"
- ALL30206..... 17"
- ALL30208..... 20"
- ALL30210..... 22"
- ALL30212..... 25"
- ALL30214..... 30"

1-3/4" Dia. Lower Hose

- ALL30220..... 11"
- ALL30222..... 13-1/2"
- ALL30224..... 16-1/2"
- ALL30226..... 19"
- ALL30228..... 23-1/2"

Hose Clamps (2-Packs):

- ALL18334..... Clamps, Upper Hose
- ALL18336..... Clamps, Lower Hose

Hose Clamps

Heavy duty all stainless steel construction clamps are easily tightened with a deep slot hex head screw. Superior to standard hardware store clamps. For best connection, select the clamp which fits within the range of hose O.D.



Part No.	Min Hose O.D.	Max Hose O.D.
2-Pack		
ALL18330	1/4"	5/8"
ALL18332	1/2"	1-1/8"
ALL18334	1"	2"
ALL18336	1-5/16"	2-1/4"
ALL18338	1-9/16"	2-1/2"
ALL18340	1-5/8"	3-1/2"
ALL18342	2-5/8"	4-1/2"
10-Pack		
ALL18330-10	1/4"	5/8"
ALL18332-10	1/2"	1-1/8"
ALL18334-10	1"	2"
ALL18336-10	1-5/16"	2-1/4"
ALL18338-10	1-9/16"	2-1/2"

Power Grip Clamps

Gates Power Grip Clamps seal when heated with a standard heat gun, forming a tight band around standard rubber and silicone coolant hoses to provide a secure connection, even under harsh race conditions. Installed clamps provide a smooth, flush fit around hoses and eliminate exposed sharp edges associated with standard hose clamps. Select the band clamp which fits within range of hose O.D. for best connection. Sold each.



Part No.	Min Hose O.D.	Max Hose O.D.
ALL30250	1/2"	11/16"
ALL30251	11/16"	13/16"
ALL30252	13/16"	15/16"
ALL30253	15/16"	1-1/16"
ALL30254	1-1/16"	1-3/16"
ALL30255	1-3/16"	1-1/2"
ALL30256	1-1/2"	1-3/4"
ALL30257	1-3/4"	2"
ALL30258	2"	2-1/4"

Note: Clamps are not designed for use with flammable liquids or fuel line connections.

Expansion Tanks

Aluminum expansion tanks are commonly mounted as the highest point of the cooling system and used as a fill point on vehicles that have a low mounted radiator or when the fill point on the radiator is not accessible. The 1/2" NPT bottom supply fitting is commonly connected to the low pressure side of the cooling system and the return fitting is connected to a port located high on the engine to help release any air trapped in the system. Tanks feature a machined filler neck to accept most standard radiator caps and a 1/8" NPT port for connecting to an overflow tank.



- ALL36115 Tank With Attached Mounting Bracket 28 oz. Capacity With a 3/8" NPT Return Fitting
- ALL36116 Tank With Separate Mounting Bracket 20 oz. Capacity With a 1/4" NPT Return Fitting

Plastic Overflow Tanks

Plastic tanks have a one quart capacity and help prevent coolant from spilling onto the ground. Tanks have swivel fittings that accept 5/16" overflow hose and have 1/4"-20 molded inserts for easy mounting.



- ALL36154 Tank With Drain Valve (Non-Recovery)
- ALL36155 Tank with 90° Fitting (Recovery)

Overflow Tank Brackets

Billet aluminum bracket mounts most popular plastic overflow tanks to round chassis tubing and pivot to any angle. Tank mounting holes accept 1/4" fasteners and are slotted to fit tanks with mounting holes between 3-1/2" to 4" CTC.



- ALL14200 Bracket For 1-1/2" Tubing
- ALL14201 Bracket For 1-3/4" Tubing

Overflow Tank ALL36112

Aluminum tank has a 3/8" NPT bung on the side and a 1/2" NPT bung on the bottom that includes fitting and petcock. 1 quart capacity tank can be used in many forms of competition and is mandated by most sanctioning bodies to prevent coolant from spilling on the racing surface.



Stainless Overflow Tanks

Stainless steel tanks capture coolant overflow and recirculates it to the radiator. Machined aluminum cap twists into the filler neck and seals with an O-ring. Inlet/outlet fittings accept 1/4" diameter hose. Unit includes mounting brackets and hardware. Measurements are of tank body; add 2" for overall length.

- ALL36150 2" x 13"
- ALL36151 2" x 15"



Petcock ALL99030

Replacement petcock for Allstar breather and overflow tanks is also perfect for draining coolant from engines. 1/4" NPT threads.



Overflow Nozzles

Aluminum nozzle acts as a signal to the driver to indicate a possible overheating condition as the cooling system pushes out water. Nozzle with threaded body mounts in a body panel outside the drivers compartment and is available with a 1/4" barb or a -4AN male fitting.



- ALL30178 Nozzle With 1/4" Barb Fitting
- ALL30179 Nozzle With -4AN Male Fitting

Radiator Overflow Fitting ALL99312

Commonly used fitting threads into the filler neck on most radiators allowing connection to an overflow tank. Aluminum fitting has 1/8" NPT threads and accepts a 5/16" hose.



Overflow Hose

Overflow hose, also referred to as fuel line is reinforced to help prevent kinking and is rated up to 50PSI. Size indicated is I.D. of hose.



Hose I.D.	3' Length	25' Length
1/4"	ALL40350	ALL40351
5/16"	ALL40353	ALL40354
3/8"	ALL40356	ALL40357

Water Pressure Warning Kit

ALL80250

Warning kit senses pressure in the cooling system and alerts driver of a problem when coolant pressure drops below 4 PSI. In the event of coolant loss (i.e. blown radiator hose). The temperature gauge probe is no longer surrounded by coolant to detect the engine temperature, this will lead to a false temperature gauge reading and major engine damage.



Temperature Gauge Probe Adapters

Aluminum adapters are a nice upgrade from brass adapters and feature a longer length for use in shallow applications when the mechanical temperature gauge probe may contact the inside of a cylinder head or intake manifold. Extra length of fitting will still allow end of probe to protrude into the coolant for accurate readings.



- ALL50203 3/8" NPT
- ALL50204 1/2" NPT

Mechanical Gauges

Allstar Performance 2-5/8" mechanical gauges feature a full 270° sweeping needle, silver faced background, black bezel and are backlit for easy reading, even in low light conditions. Perfect for building custom dash panels or when adding mechanical gauges to replace existing gauges or warning lights.



See Page 84 For A Complete Listing Of Gauges And Gauge Panels.

Primary Wire

Single conductor stranded copper wire with polyvinyl insulation remains flexible and is abrasion resistant. Stranded copper is the wire of choice for many projects when building custom wire harnesses or adding accessories.



20AWG

Used for low voltage sensors, indicator lights, instrument panel or dash lighting.



Color	50' Coil	100' Spool
Red	ALL76500	ALL76510
Black	ALL76501	ALL76511
White	ALL76502	ALL76512
Green	ALL76503	ALL76513
Yellow	ALL76504	ALL76514
Brown	ALL76505	ALL76515
Blue	ALL76506	ALL76516

14AWG

Most popular when fabricating harnesses for general use including lighting of headlights, taillights and brake lights, ignition systems and interior accessories such as radios, interior fans and gauge panels.

Color	20' Coil	100' Spool
Red	ALL76540	ALL76550
Black	ALL76541	ALL76551
White	ALL76542	ALL76552
Green	ALL76543	ALL76553
Yellow	ALL76544	ALL76554
Brown	ALL76545	ALL76555
Blue	ALL76546	ALL76556

12AWG

Wire can be used to supply power to ignition boxes, cooling fans, fuel pumps and other higher amperage accessories including power to electric trailer brakes.

Color	12' Coil	100' Spool
Red	ALL76560	ALL76565
Black	ALL76561	ALL76566
White	ALL76562	ALL76567
Blue	ALL76563	ALL76568

10AWG


Commonly used for higher amperage applications including alternator charging wire and supplying power to trailer for interior lighting or charging trailer batteries when utilizing tow vehicle charging system.

Color	10' Coil	75' Spool
Red	ALL76570	ALL76575
Black	ALL76571	ALL76576
White	ALL76572	ALL76577

Wire And Cable Cutters

ALL11003

Capable of cutting copper stranded wire from 20 gauge primary wire to 1/0 gauge battery cable. These specially designed cutters will not flatten wire during cutting, which is helpful when installing connectors and building battery cables. Cutters are not designed to cut steel wire.



Heat Sleeve

High temperature silicone coated fiberglass sleeving is non-flammable and resists temperatures up to 500°F.



An excellent choice for protection of fuel lines, wiring, cables and various similar uses. Sleeving is resistant to gasoline and many other chemicals. Sold in 3' lengths. Size referenced is sleeve I.D. or O.D. of hose to be covered.

ALL34280..... 1/4" Red	ALL34290 1/4" Black
ALL34282..... 1/2" Red	ALL34292 1/2" Black
ALL34284..... 3/4" Red	ALL34294 3/4" Black
ALL34285..... 7/8" Red	ALL34295 7/8" Black
ALL34286..... 1" Red	ALL34296 1" Black

Braided Wire Wrap

Split loom braided wrap is easily applied over existing hoses or wiring to conceal and protect against wear or abrasion. Wrap features a 25% overlap based on the nominal size listed, allowing the wrap to bend and flex without opening. Wrap is constructed of polyethylene material, heat resistant up to 250°F and easily cuts with a hot knife or a soldering iron with knife attachment.



ALL76610 1/8" x 20'	ALL76616..... 3/4" x 5'
ALL76612 1/4" x 15'	ALL76618..... 1" x 10'
ALL76614 1/2" x 10'	

Spiral Wire Loom

Loom keeps wiring bundled together for a neat appearance and can be easily removed when adding or removing wires during wiring harness changes. Open design makes identifying or locating a wire simple and will not hold dirt and moisture like solid looms. Loom also provides abrasion resistance to protect wiring or hoses. High density polyethylene material is rated from -30°F to 165°F and sold in 10' lengths.



ALL76600..... 1/4"
ALL76602 1/2"
ALL76604..... 3/4"

Line Clamps

Aluminum clamps have a protective neoprene cushion to prevent abrasion and a 1/4" mounting hole to secure electrical wiring, hoses or cables to a panel or frame.



Black nylon clamps have a 3/16" mounting hole to secure electrical wiring, hoses or cables to a panel or frame.

Clamp Size	Aluminum		Nylon	
	10-Pack	50-Pack	10-Pack	50-Pack
1/8"	-	-	ALL18309	ALL18309-50
3/16"	ALL18300	ALL18300-50	ALL18310	ALL18310-50
1/4"	ALL18301	ALL18301-50	ALL18311	ALL18311-50
3/8"	ALL18302	ALL18302-50	ALL18312	ALL18312-50
1/2"	ALL18303	ALL18303-50	ALL18313	ALL18313-50
5/8"	ALL18304	ALL18304-50	ALL18314	ALL18314-50
3/4"	ALL18305	ALL18305-50	ALL18315	ALL18315-50
7/8"	ALL18306	ALL18306-50	-	-
1"	ALL18307	ALL18307-50	ALL18317	ALL18317-50
1-1/4"	ALL18308	ALL18308-50	-	-

Weather Pack Kits

Kits include a variety of tower housings, shroud housings, seals and terminals to build 1, 2, 3, 4, and 6 pin connectors for standard 16-14 gauge wire. Kits also include a pin removal tool and convenient carrying case.

ALL76260 Weather Pack Starter Kit
 ALL76262 Weather Pack Master Kit




Quantity ALL76260	Quantity ALL76262	Description
1	3	1 Pin Tower Housing
1	3	1 Pin Shroud Housing
2	4	2 Pin Tower Housing
2	4	2 Pin Shroud Housing
1	3	3 Pin Tower Housing
1	3	3 Pin Shroud Housing
1	2	4 Pin Tower Housing
1	2	4 Pin Shroud Housing
1	2	6 Pin Tower Housing
1	2	6 Pin Shroud Housing
40	100	Seals (50% Blue/50% Green)
40	100	Terminal Pins 16-14GA (50% Male/50% Female)
1	1	Pin Removal Tool
1	1	Carrying Case

Weather Pack Connector Individual Kits

Weather pack connectors are designed for harsh weather conditions. Originally used by top vehicle manufacturers, the reliability of these connectors has been proven for years and they have become common in many applications requiring a weather-proof connection. Snap lock feature assures positive connection and allows connector to be easily separated as needed. Connectors are rated up to 20A at 12V DC and include tower housing, seals and terminals for standard 16-14 gauge wire.

ALL76265 1-Wire
 ALL76266 2-Wire
 ALL76267 3-Wire
 ALL76268 4-Wire Flat
 ALL76269 4-Wire Square
 ALL76270 6-Wire



Weather Pack Individual Components

Terminals And Seals, 10-Packs


Gauge	Tower (Female)	Shroud (Male)	Seal Part No.
22-20	-	-	ALL76280 (Purple)
20-18	ALL76272	ALL76275	ALL76281 (Green)
16-14	ALL76273	ALL76276	ALL76282 (Gray)
12	ALL76274	ALL76277	ALL76283 (Blue)

ALL76284 Seal Plug, 10-Pack



Housings, Each

Description	Tower (Female)	Shroud (Male)
1-Pin	ALL76288	ALL76289
2-Pin	ALL76290	ALL76291
3-Pin	ALL76292	ALL76293
4-Pin	ALL76294	ALL76295
4-Pin Square	ALL76296	ALL76297
6-Pin	ALL76298	ALL76299



Weather Pack Terminal Tool

ALL76264

Tool removes male and female pin terminals from weather pack connectors without damage.



Weather Pack Pliers

ALL76221

Weather pack pliers will crimp most popular 22-10 gauge non-insulated terminals. 8" overall length.



Test Leads With

Alligator Clips ALL76216

30" long test leads are color coded red and black. Clips are 5 amp rated.



Universal Wire Connectors

Molded connectors include a male and female end, joined by a loop of 16 gauge primary wire which may be cut to length. Useful for switch and gauge panels or accessories that are disconnected frequently.



ALL76231 One Wire With 12" Loop
 ALL76232 Two Wire With 12" Loop
 ALL76233 Three Wire With 48" Loop
 ALL76234 Four Wire With 48" Loop
 ALL76235 Five Wire With 48" Loop

HEI Connectors

The proper connector when repairing or wiring HEI ignition systems. Connectors have a built-in retaining clip same as originals to secure connector to ignition cap. The included pigtail wires are also the correct gauge for easy installation.



ALL81214 12V Ignition Connector
 ALL81215 Tach Connector

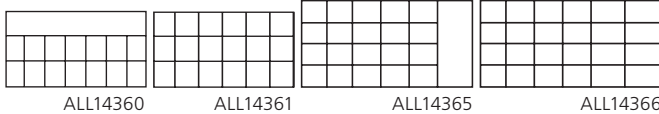


Dale Chestnut

Photo: Mike Reusche

Storage Cases

These handy storage cases help organize many items around the shop, trailer or home such as electrical connectors, quick turn fasteners, tire groover blades, small fasteners and many more items. Curved bottom compartments create a smooth scoop, making it easy to remove the smallest of items. Molded-in dividers prevent items from slipping under dividers and accidentally mixing product.



ALL14360 Plastic Case 15 Compartment, 11" x 7" x 1-3/4"
 ALL14361 Plastic Case 18 Compartment, 11" x 7" x 1-3/4"
 ALL14365 Metal Case 21 Compartment, 9-1/2" x 13-1/2" x 2"
 ALL14366 Metal Case 24 Compartment, 9-1/2" x 13-1/2" x 2"

Wire Terminal Kit

ALL76224

A 100-piece terminal kit with a generous supply of the most commonly used connectors for automotive wiring. A sturdy plastic case with divided compartments helps keep connectors organized.



Each Kit Includes:

22-18ga.	16-14ga.	12-10ga.
(10) Butt Connectors	(10) Butt Connectors	(10) Butt Connectors
(8) Ring Terminals #6	(10) Ring Terminals #10	(8) Ring Terminals #10
(8) Ring Terminals #8	(8) Ring Terminals 1/4"	(7) Ring Terminals 3/8"
-	(7) Female Blade	-
-	(7) Male Blade	-
-	(7) Spade	-

Ratcheting Crimp Pliers

ALL76220

Perform professional quality crimps on most standard electrical connectors. Pliers include jaws for 22-18, 16-14 and 12-10 gauge connectors and are easily compressed with help from the ratcheting mechanism which releases when connector is fully crimped.



Electrical Tape ALL14280

Protect electrical connections and secure wires. 3/4" x 60' roll. UL approved.



Terminal Connectors

Crimp style connectors work great when building custom wire harnesses or making repairs to existing wiring. Tin plated copper terminals are available in a variety of types and sizes.



Non-insulated terminals are designed to be crimped but may also be soldered for a more secure complete connection. Often used with separate heat shrink that is applied after connection is made. Package of 20.

Non-Insulated Terminals		22-18	16-14	12-10
Butt Connectors		ALL76000	ALL76010	ALL76020
Ring Terminals	#6 Hole	ALL76001	ALL76011	ALL76021
	#8 Hole	ALL76002	ALL76012	ALL76022
	#10 Hole	ALL76003	ALL76013	ALL76023
	1/4" Hole	ALL76004	ALL76014	ALL76024
	5/16" Hole	ALL76005	ALL76015	ALL76025
	3/8" Hole	ALL76006	ALL76016	ALL76026
Blade Terminals	Male 1/4"	ALL76007	ALL76017	ALL76027
	Female 1/4"	ALL76008	ALL76018	ALL76028



Vinyl-insulated terminals are the most popular crimp terminal used in a variety of applications. PVC insulated sleeve is securely attached to terminal and has a flared end for easy installation. Package of 20.

Vinyl Insulated Terminals		22-18	16-14	12-10
Butt Connectors		ALL76030	ALL76040	ALL76050
Ring Terminals	#6 Hole	ALL76031	ALL76041	ALL76051
	#8 Hole	ALL76032	ALL76042	ALL76052
	#10 Hole	ALL76033	ALL76043	ALL76053
	1/4" Hole	ALL76034	ALL76044	ALL76054
	5/16" Hole	ALL76035	ALL76045	ALL76055
	3/8" Hole	ALL76036	ALL76046	ALL76056
Blade Terminals	Male 1/4"	ALL76037	ALL76047	ALL76057
	Female 1/4"	ALL76038	ALL76048	ALL76058



Heat shrink terminals protect connections from corrosion. Terminals with attached shrink tube are adhesive lined to grip wire insulation and conform to crimp when heated, sealing out moisture. Package of 10.

Heat Shrink Terminals		22-18	16-14	12-10
Butt Connectors		ALL76060	ALL76070	ALL76080
Ring Terminals	#6 Hole	ALL76061	ALL76071	ALL76081
	#8 Hole	ALL76062	ALL76072	ALL76082
	#10 Hole	ALL76063	ALL76073	ALL76083
	1/4" Hole	ALL76064	ALL76074	ALL76084
	5/16" Hole	ALL76065	ALL76075	ALL76085
	3/8" Hole	ALL76066	ALL76076	ALL76086
Blade Terminals	Male 1/4"	ALL76067	ALL76077	ALL76087
	Female 1/4"	ALL76068	ALL76078	ALL76088

Heat Shrink Tubing

Single wall tubing is placed over wiring and electrical connectors to seal and strengthen electrical connections. Tubing is pre-cut to 6" and has a 2:1 shrink ratio, meaning this with shrink to approximately half the size when heat is applied using a heat gun or other heat source.



Heat Shrink Assortment Kit

ALL76160 Includes 9pc of 1/8" and 3/16", 6pcs of 1/4" and 3pcs of 3/8" and 1/2"

Individual Sizes (Pack of 20)

ALL76162 1/8"	ALL76165 3/8"
ALL76163 3/16"	ALL76166 1/2"
ALL76164 1/4"	ALL76167 3/4"

Grommet Set ALL18360

Grommets are perfect for protecting wiring and hoses that pass through panels up to 1/16" (.062") thick. Kit includes 36 grommets (6 of each size: 1/4", 5/16", 3/8", 1/2", 5/8" and 11/16"). Grommets are also available in size specific 10-packs.




ALL11041

Part No.	Grommet Hole I.D.	Panel Hole I.D.
ALL18362	3/16"	5/16"
ALL18363	1/4"	3/8"
ALL18364	5/16"	7/16"
ALL18365	3/8"	1/2"
ALL18366	1/2"	5/8"
ALL18367	5/8"	7/8"
ALL18368	11/16"	1"

Step Drill Sets

Drill multiple size holes with one bit. Drill sheet metal and aluminum without deforming or distorting. Bits start on contact, deburr, and chamfer while drilling, and do not require a center punch. Titanium nitride coated high speed steel. 1/4" shank.



ALL11041

ALL11040 (3-Piece Set)

Drill Bit	Sizes
Six Step	3/16", 1/4", 5/16", 3/8", 7/16", 1/2"
Nine Step	1/4", 5/16", 3/8", 7/16", 1/2", 9/16", 5/8", 11/16", 3/4"
Thirteen Step	1/8", 5/32", 3/16", 7/32", 1/4", 9/32", 5/16", 11/32", 3/8", 13/32", 7/16", 15/32", 1/2"

ALL11041 (2-Piece Set)

Drill Bit	Sizes
Eleven Step	1/4", 25/64", 35/64", 11/16", 13/16", 7/8", 1", 1-1/8", 1-7/32", 1-1/4", 1-3/8"
Twelve Step	3/16", 1/4", 5/16", 3/8", 7/16", 1/2", 9/16", 5/8", 11/16", 3/4", 13/16", 7/8"

Test Light ALL76215

Quickly diagnose electrical problems by testing for current in electrical circuits, relays, switches or fuses. Handheld test light has a 36" lead wire with an insulated clip which fastens to a common ground and a sharp piercing point to probe insulated wire or terminals. Indicator light illuminates to identify powered circuits in 6-12V systems.



Nylon Tie Wraps

Secure electrical wiring, gauge lines and roll bar padding. 100 per bag. Nylon tie wraps are available in black, natural, red, blue, yellow and purple nylon.



Black

ALL14120 3-3/4"
 ALL14122 6"
 ALL14123 7-1/4"
 ALL14124 11-1/4"
 ALL14125 14-1/4"

Natural

ALL14130 3-3/4"
 ALL14132 6"
 ALL14133 7-1/4"
 ALL14134 11-1/4"
 ALL14135 14-1/4"

Red

ALL14126 7-1/4"
 ALL14127 14-1/4"

Blue

ALL14128 7-1/4"
 ALL14129 14-1/4"

Yellow

ALL14136 7-1/4"
 ALL14137 14-1/4"

Purple

ALL14138 7-1/4"
 ALL14139 14-1/4"

Nylon Flush Fit Tie Wraps

Flush fit design ties have the excess portion of the tie exit in the same direction as the original tie, helping to eliminate the protruding sharp portion remaining as found in standard ties. Package of 100.



ALL14395 8" Long
 ALL14396 11" Long

Nylon Tie Wraps With Mounting Holes

Built-in tab with mounting hole to easily secure wiring harnesses, hoses or cables to a panel with rivets or other fasteners. Package of 25.



ALL14390 8" With #10 Hole
 ALL14391 11" With #10 Hole
 ALL14392 14" With 1/4" Hole

Wire Tie Mounting Bases

Self-adhesive mounting bases provide a location for attaching standard wire ties to secure wiring, cables and hoses. Bases mount to clean flat surfaces and accept 75# and smaller wire ties. Package of 10.



ALL14116 3/4" x 3/4" Mounting Base
 ALL14117 1-1/8" x 1-1/8" Mounting Base



6-Circuit Fuse Block

ALL76180

This fuse block is a great power distribution starting point for up to six individual circuits which are protected by ATC/ATO style fuses (sold separately). Block features a #10 power supply and six 1/4" male spade terminals for individual circuit connections. Fuse block is rated at 150 amps at 12 volts, maximum of 25 amps per circuit.



Fuses not included.

Fuse Terminals

Terminals attach to cartridge style fuses installed in fuse blocks to create an additional circuit to power accessories. Terminals slide over the protected leg or "fused" side (side of fuse block that does not have power when fuse is removed) of the fuse. Package of 5.

ALL76090..... Mini Fuse Style Terminal
ALL76091 ATC/ATO Fuse Style Terminal



Buss Bars

Buss bars create a remote power source for powering multiple accessories. Bar features a 1/4" power supply stud and 12 separate #6 connections. Insulated base measures 5-1/4" x 1-1/8" wide and can be mounted with two #10 (3/16") fasteners. Protective covers are sold separately

ALL76170 Red
ALL76171..... Red Protective Cover
ALL76172 Black
ALL76173 Black Protective Cover



NEW!



Junction Block **ALL76146**

Junction block with single 3/8" stud offers a location to power multiple accessories from one power supply or a common place to locate ground wires. Block features two mounting holes for #8 fasteners for installation on firewall or panel.



30-Amp Circuit Breaker **ALL76212**

Circuit breaker protects electrical circuits similar to fuses but will cool and self-reset to maintain power to critical items such as headlights or ignition systems. Use circuit breaker to power accessories in a race car and to keep constant power to ignition. Steel case and mounting bracket provide durability and ease mounting to panels. #10-32 threaded stud terminals include nuts and lock washers.



30-Amp Relays

Relays are commonly used to control higher amperage components such as electric fuel pumps, cooling fans or water pumps rated up to 30 amps. Relays allow the use of a lower amp switch to turn on or control a component with a higher amp draw. A connector with a wiring harness and installation instructions are included.

ALL76186 Standard Relay
ALL76188 Weatherproof Relay



Plunger Style

Brake Light Switch **ALL76253**

Popular two terminal brake light switch found in most vehicles from the 1950's to today. Ideal for most applications, switch is spring loaded to the on position and turns off when contacted by the brake pedal assembly. Switch has 1/2" threads with jam nuts for easy mounting in a bracket, and two .250" blade type terminals.



Lever Style

Brake Light Switch **ALL76250**

Switch is commonly used with under-floor mounted brake pedal assemblies where switch can contact the brake pedal arm. Spring loaded switch is designed to return to the open position and has two #10-32 tapped mounting holes, 5/8" on centers. Designed for easy two wire connection, one "+" supply and the other to power brake lights or a brake light relay. Switch is rated at 4.5 amps and features two male bullet terminals.



Pressure Activated Brake Light Switches

Switch is plumbed into the brake system and is activated by closing the electrical connection with rising brake pressure (60-120 PSI). Designed for easy two wire connection, one "+" supply and the other to power brake lights or a brake light relay. Switches are rated at 4.5 Amps and have 1/8"-27 dry seal mounting threads.

ALL76251 Male Bullet Terminals
ALL76252 6-32 Screw Terminals



Brake Pressure

Safety Switch **ALL76255**

Brake pressure switch is wired into the ignition system and kills power to ignition when a sudden spike in brake pressure is sensed in the event of an accident or emergency. Switch has an adjustable cut-off pressure from 700-1900 PSI and resets automatically when brakes are released. A weatherproof cover protects the inner adjustment screw and seals the 18" long pigtail leads. 1/8" NPT male threads.






Battery Boxes

Universal, lightweight steel battery boxes may be welded or bolted to the frame. Boxes are available in two sizes and include hold down hardware.

ALL76100 Full Size, 12" Wide x 7-1/4" Deep


ALL76101 Short Style, 10" Wide x 7-1/4" Deep



Bolt-On Battery Boxes


Battery box has multiple 1/2" mounting holes to bolt box directly to the frame rail, inner fender or firewall. Box can also be fastened to round tubing using clamp-on ballast brackets. Constructed of 13 gauge steel, measures 11" wide x 7" deep and includes 3/8" battery hold down hardware.

ALL76102 Clear Zinc
ALL76103 Black



Stainless Steel Drop-Out Battery Box ALL76105

The perfect battery box where battery mounts under floor. Eases battery service and replacement. Box is 10-1/2" wide x 7" deep x 9-1/2" tall and will accept most standard batteries.



Battery Hold Down Kit For Optima ALL76107

Aluminum hold down kit provides an attractive option for keeping Optima 34/78 series batteries in place. Battery not included.



Plastic Battery Box ALL76099

Two-piece battery box fits up to group 27 size batteries and includes nylon strap with plastic mounting brackets. Box may be bolted through the bottom for more permanent mounting. Cover is designed with quick lock snaps to keep cover securely in place. Outside box dimensions 16-1/8" x 9-5/8" x 10-7/8" tall. Inside dimensions 12-3/4" x 7-1/4" x 10" tall.



Battery Cable Kits

Kits have everything needed to connect a top post style battery to starter and include fine stranded, rope lay copper cable for best current carrying capabilities. Kits are offered with traditional red and black cables or all black cables.



Single Battery Kits Include:

- 15' Positive Battery Cable
- 2' Negative Battery Cable
- 1 Pair Battery Terminals
- 8 Pcs. Ring Terminals 4) 5/16" & 4) 3/8"
- 8 Pcs. Heat Shrink Tubing

ALL76110..... 2 Gauge Cable Kit With Red And Black Cables
ALL76111..... 2 Gauge Cable Kit With All Black Cables
ALL76114..... 4 Gauge Cable Kit With Red And Black Cables
ALL76115..... 4 Gauge Cable Kit With All Black Cables

Dual Battery Kits Include:

- 25' Positive Battery Cable
- 8' Negative Battery Cable
- 2 Pair Battery Terminals
- 14 Pcs. Ring Terminals 7) 5/16" & 7) 3/8"
- 14 Pcs. Heat Shrink Tubing

ALL76112..... 2 Gauge Cable Kit With Red And Black Cables
ALL76113..... 2 Gauge Cable Kit With All Black Cables

Solder Slugs

Use solder slugs to secure ring terminal ends to battery cable. Individual pieces are the correct amount of solder to be used for each size of cable. Package of 10.



ALL76131..... Slug For 2 Gauge Terminals
ALL76132 Slug For 4 Gauge Terminals

Ring Terminals

Use to repair or build custom length battery cables, or when installing a battery disconnect switch. Terminals may be crimped or soldered to wire. Sold in pairs with heat shrink sleeving for a waterproof connection.



Wire Size	5/16" Hole	3/8" Hole	1/2" Hole
2 Gauge	ALL76116	ALL76117	ALL76128
4 Gauge	ALL76118	ALL76119	ALL76129

Impact Crimper ALL76135

Excellent for permanently crimping standard cable ends to battery cables.



Ground Stud ALL76147

Steel ground stud welds to round tubing providing a secure location for mounting a negative battery cable. Weld stud directly to the chassis or create a secure ground wire location in the foot box or engine compartment. Stud accepts battery cables with 3/8" ring terminals.



⚠ WARNING PROP. 65 (See Below)

Gold Battery Terminals

Terminals are machined from solid brass stock, 24k gold plated for maximum conductivity and feature 5/16" fasteners to secure battery cables with ring terminal ends. Top post terminals have additional provisions for attaching accessory or ground wires for a clean appearance. Sold in pairs.

ALL76120 Top Post
ALL76122 Side Post



Battery Terminal Covers ALL76150

Covers slip over battery cables and cover battery terminals to prevent accidental shorting. Fit most top post mount batteries. Required by many sanctioning racing bodies. Package of 2 includes one black and one red cover.



Battery Cable Boots

ALL76154

Battery cable boots can be used for a variety of applications including covering battery terminals on smaller terminal batteries and starter solenoid connections. Boots have an opening that will accept up to 2 gauge cable. Sold as a pair, one red and one black.



Battery Cable Thru Stud

ALL76142

Run battery cable through firewall or any body panel safely. 3/8"-16 thread.



Firewall Cable Bushing

Mounts securely to the firewall and locks onto the wire for a waterproof and vibration proof seal.

ALL76137 2 Gauge
ALL76138 4 Gauge



Battery Disconnect Boots

Protect the terminals on battery disconnects from being accidentally shorted.

ALL76152 Red, 2-Pack
ALL76153 Black, 2-Pack



Battery Disconnect Switches

Battery disconnect switches shut down the vehicle in an emergency or secure it when not in use. Offered as a single and double pole version.

Single Pole Disconnect has two terminals and is recommended **for vehicles not using an alternator** that needs ability to be shut down in an emergency or when securing a vehicle by shutting off all power to the vehicle.

Note: When attempting to shut down a vehicle with an alternator using a single circuit battery disconnect, the alternator may continue supplying power to the vehicle ignition system, allowing vehicle to continue to run.

Double Pole Disconnect has four terminals with two separate circuits, which is recommended **for vehicles with an alternator** that need to be shut down in the event of an emergency.

Standard Duty Switch With Decal

Standard duty switch mounts in a 3/4" hole in a panel up to 1/4" thick and includes a decal to indicate on/off position. Switch has 3/8"-24 terminals and is rated at 175 amps continuous duty. Double pole switch also has #10-32 studs rated at 20 amps continuous duty.

ALL80156 Switch w/Decal (Single Pole)
ALL80157 Switch w/Decal (Double Pole)
ALL99045..... Replacement Decal



Standard Duty Switch With Panel

Standard duty switch is pre-mounted in a 2-3/4" x 3-1/4" aluminum panel with bright screen printed graphics to indicate the on/off position. Switch has 3/8"-24 terminals and is rated at 175 amps continuous duty. Double pole switch also has #10-32 studs rated at 20 amps continuous duty.

ALL80158 Switch w/Panel (Single Pole)
ALL80159 Switch w/Panel (Double Pole)



Severe Duty Switch With Decal

Heavy duty switch mounts in a 3/4" hole in a panel up to 1/4" thick and include a decal to indicate on/off position. Switch has 1/2"-20 terminals, is rated at 300 amps continuous duty and is sealed to resist weather and help prevent internal corrosion. Double pole switch also has #10-32 studs rated at 20 amp continuous duty.

ALL80154 Switch w/Decal (Single Pole)
ALL80155 Switch w/Decal (Double Pole)
ALL99045..... Replacement Decal



Battery Disconnect Panel

ALL80129

Aluminum panel is pre-drilled and labeled with on/off to easily identify the position of most standard battery disconnects. Panel features four 3/16" mounting holes and a 3/4" disconnect mounting hole.



⚠ WARNING: PROP. 65
The products on this page can expose you to lead, which is known to the State of California to cause cancer, birth defects or other reproductive harm. For more information, go to: www.P65Warnings.ca.gov

Street Performance Chevy Mini-Starter ALL80525

SB Chevy clockable starter has twelve mounting positions and is a good choice for street engines including crate motors. Starter has 1.4kw permanent magnet and weighs only 7.5 lbs. Clears most kickout oil pans and works with 153- and 168-tooth flywheels or flexplates. Use with compression ratios up to 10.5:1. Mounting bolts and shim kit included.



Replacement Parts

- ALL80526..... Starter Solenoid
- ALL80527..... Bolts And Shims

Chevy Mini-Starter ALL80520

It's smaller, lighter and offers several mounting options. Perfect starter for race cars with clearance problems in the chassis or around header pipes. Chevy 153- and 168-tooth applications. Starter has 1.4kw permanent magnet, weighs just 9.6 lbs. and includes bolts and shims.



Replacement Parts

- ALL80521..... Starter Solenoid
- ALL80522..... Starter Drive Assembly
- ALL80523..... Starter Pinion
- ALL80524..... Bolt And Shim Kit

Chevy Mini-Starter ALL80515

3HP high-torque gear reduction, block mount Chevy mini-starter. In-line mounting block will fit either 153- or 168-tooth flywheels and has rotation holes for added clearance. Mounting bolts and shim kit included.



GM LS Mini-Starter ALL80516

Block mount GM LS gear reduction mini-starter works with 168-tooth flywheels and provides increased starting performance over OE style starters. Starter features a 3-position mounting block which allows the starter motor to be rotated for additional clearance around exhaust and frame obstructions. A high torque, 3HP motor combined with 3.75:1 gear reduction is ideal for engines with up to 11:1 compression ratio.



Replacement Part

- ALL80521..... Starter Solenoid

Bert/Brinn Starter ALL80530

Bert/Brinn Starter can handle up to 16:1 compression. 4.4:1 gear reduction starter has a 1.4kw motor that produces 1.9 hp and 200 ft./lbs of torque.



Heavy Duty Bert/Brinn Starter ALL80532

Heavy duty starter with a 3HP motor is designed to handle up to 16:1 compression engines.



Universal Heat Wrap ALL34238

Heat resistant material measures 7" x 22", making it ideal for wrapping starter motor, or other components that are close to high heat areas. Wrap features a reflective material on one side to protect against radiant heat and includes two 24" long stainless steel tie wraps for securing material.



Starter Solenoid ALL76203

Ford-style solenoid is perfect for use with high torque racing starters. Flat base eases mounting, and a remote under-hood starter switch or timing light hook-up can be easily adapted. Solenoid is offered separately, or may be ordered with installation kit (ALL76202) that includes wiring, terminals and hardware.



Solenoid And Installation Kit ALL76202

Relocate starter solenoid away from direct engine heat to provide easy access and eliminate hot start problems common on General Motors vehicles. An under hood starter switch can also be added. Includes standard duty, Ford-style solenoid, mounting screws, terminals and wiring kit.



Related Part

- ALL76201..... Installation Kit Only

Solenoid Jumper Wires

Jumper wire completes the circuit to the starter solenoid when using remote mounted solenoids such as ALL76203.



- ALL76208..... Jumper Wire With Spade Terminal
- ALL76209..... Jumper Wire With Ring Terminal

Remote Starter Button ALL76206

Kit includes a low profile, steel cased foot pedal with 8' cord and assorted wire ends to work with many applications. Provides hands free engine cranking when adjusting valves.



Electrical Outlets

Universal outlets provide remote 110V connection when powering block heaters, tank heaters or other accessories mounted in a race car. Outlets accept standard three prong extension cords and mount directly into decking or to a chassis mounted bracket. ALL76432 and ALL76436 outlet kits are prewired with 5 feet of 14 AWG wiring.

- ALL76430..... Outlet
- ALL76432..... Outlet w/Wiring
- ALL76434..... Covered Outlet
- ALL76436..... Covered Outlet w/Wiring



Brackets For Electrical Outlet And Quick Disconnect

Steel bracket mounts to the chassis, providing a single convenient location to install an electrical outlet and a battery quick disconnect (ALL76320).

- ALL60352..... Weld-On Bracket
- ALL60353..... Bolt-On Bracket



Battery Quick Disconnects

Disconnects provide a connection for battery charging, or for quick battery changes during a race. Prevent accidental reverse polarity. Choose from 50 or 175 amp ratings. Sold in pairs and include cable terminals.

- ALL76320..... 50 Amp Gray Disconnects, 1 Pair
- ALL76322..... 175 Amp Red Disconnects, 1 Pair




Replacement Parts

- ALL76321..... 6 Gauge Terminals For ALL76320, 1 Pair
- ALL76323..... 2 Gauge Terminals For ALL76322, 1 Pair

Bracket For Quick Disconnects

ALL60350

Steel bracket mounts battery disconnect (ALL76320) to the bend on the underside of deck panels found on Late Models and Modifieds.



Quick Disconnect Covers

Covers install over the end of the quick disconnects to help prevent dirt and debris from entering the connections. Covers have a built in lanyard to keep the cover close to connector and for easy assembly.

- ALL76324..... Cover For 50 Amp Quick Disconnect
- ALL76325..... Cover For 175 Amp Quick Disconnect



Quick Connect Battery Charging Posts

Two-piece, color-coded connectors make safe, out-of-car connection to battery charger quick and easy. Female ends have 1/2"-20 threaded studs that connect to battery cables and pass through a 5/8" hole in a panel up to 1/8" thick. Male ends of connectors fit on battery charger cables. Shafts are tapered for tight, secure connections.

- ALL76300..... Red
- ALL76310..... Black
- ALL76301..... Red Female Connector Only
- ALL76302..... Red Male Connector Only
- ALL76311..... Black Female Connector Only
- ALL76312..... Black Male Connector Only



Battery Charging Posts

Mount remote charging posts through a body panel for access to battery terminals and quick, easy, battery charging. Posts have 3/8" studs and have color coded caps for safety. Posts require a 1.25" mounting hole.

- ALL76139..... Kit (1 Red And 1 Black)
- ALL76140..... Red Post Only
- ALL76141..... Black Post Only



Charging Post Bracket ALL60064

Securely mount Allstar charging posts on vehicles where battery is not easily accessible. Pre-drilled holes allow quick mounting to frame or body. Double-D hole design positions posts close together, but provides enough room for charging or jumper cable clamps. Charging posts sold separately. (ALL76140 and ALL76141).



GM Single Wire Alternators

Completely remanufactured GM Delco single wire alternators are easily hooked-up. Housings are natural finish aluminum. Choose from 63 or 80 amp capacities.

- ALL80500..... 63 Amp, Full Size, 10.3 Lbs.
- ALL80501..... 80 Amp, Compact Size, 9 Lbs.



GM Single Wire Chrome Alternator ALL80505

Chrome finish, single wire GM alternator with aluminum housing has a 100 amp capacity.



Billy Moyer

Photo: Ken Kelly



Gauge Panels



Gauge panels are completely assembled, pre-wired, and include lighted mechanical gauges, warning indicator lights with senders to alert you of problems, detailed instructions and installation template. Select from panels fitted with Allstar, Auto Meter Sport-Comp or Pro-Comp liquid-filled 2-5/8" gauges. Panels are available in two, three, or four gauge configurations.

- Two-Gauge Panels Are 4-1/2" Tall x 7-1/4" Long. Gauges: Oil Pressure And Water Temperature
- Three-Gauge Panels Are 4-1/2" Tall x 10-1/2" Long. Gauges: Oil Pressure, Water Temperature And Oil Temperature Or Fuel Pressure
- Four-Gauge Panels Are 4-1/2" Tall x 13-3/4" Long. Gauges: Oil Pressure, Water Temperature, Oil Temperature And Fuel Pressure.

Note: Fuel pressure isolator such as Autometer ATM5282 or Mallory MAL29806 is always recommended when mounting a fuel pressure gauge inside vehicle.

Part No.	Description
Allstar	
ALL80090	2 Gauge Panel OP/WT
ALL80091	3 Gauge Panel OP/WT/OT
ALL80092	3 Gauge Panel OP/WT/FP
ALL80093	4 Gauge Panel OP/WT/OT/FP
Auto Meter Sport Comp	
ALL80110	2-Gauge (OP/WT)
ALL80112	3-Gauge (OP/WT/OT)
ALL80113	3-Gauge (OP/WT/FP)
ALL80114	4-Gauge (OP/WT/OT/FP)
Auto Meter Pro-Comp (Liquid Filled)	
ALL80120	2-Gauge (OP/WT)
ALL80122	3-Gauge (OP/WT/OT)
ALL80123	3-Gauge (OP/WT/FP)
Replacement Parts	
ALL80134	Auto Meter Fuel Pressure Gauge Sport Comp 15 PSI
ALL80136	Auto Meter Fuel Pressure Gauge Pro Comp 15 PSI
ALL80125	2-Gauge Mounting Panel, 4-1/2" x 7-1/4" (OP/WT)
ALL80126	3-Gauge Mounting Panel, 4-1/2" x 10-1/2" (OP/WT/OT)
ALL80127	3-Gauge Mounting Panel, 4-1/2" x 10-1/2" (OP/WT/FP)
ALL80128	4-Gauge Mounting Panel, 4-1/2" x 13-3/4" (OP/WT/OT/FP)

Mechanical Gauges

Allstar Performance 2-5/8" mechanical gauges feature a full 270° sweeping needle, silver faced background, black bezel and are backlit for easy reading even during low light conditions. Perfect for building custom dash panels or when adding mechanical gauges to replace existing gauges or warning lights.



- ALL80095..... Oil Pressure Gauge 0-100 PSI
- ALL80096 Water Temperature Gauge 140-280°F
- ALL80097..... Oil Temperature Gauge 140-340°F
- ALL80098 Fuel Pressure Gauge 0-15 PSI
- ALL80099 Volt Gauge 8-18V
- ALL99145 Replacement Bulb, Socket And Pigtail

LED Bulbs For Gauge Panels

ALL99147

LED bulbs offer a brighter lighting solution and will hold up much longer than standard incandescent bulbs on 16 volt systems. Bulbs replace standard 53 bulbs and fit gauge backlight and warning light sockets on all Allstar gauge panels. Package of 2.



Warning Lights

Warning lights or indicator lights inform the driver of a possible problem before major damage occurs when used with temperature or pressure switches. Lights snap into a 3/4" hole in material up to .065" thick. Lights have standard male blade electrical connections and are designed for 12V systems.



- ALL99062..... Amber Light
- ALL99063..... Blue Light
- ALL99064 Green Light
- ALL99065..... Red Light

Temperature Switches

Temperature switches are commonly used to turn on indicator lights to warn the driver of a possible overheating condition. Switches complete a circuit to ground when the pre-set temperature is reached so they may also be used to control a relay for electric fans. Switches have male 1/2"-14NPT threads and a standard male blade electrical connector.



- ALL99057..... 235°F
- ALL99056..... 280°F

Pressure Switches

Pressure switches are commonly used to turn on indicator lights warning of a low pressure condition to help prevent engine damage. Switches complete a circuit to ground until the pre-set pressure is reached. Switches have male 1/8"-27NPT threads and a standard male blade electrical connector.



- ALL99058..... 4 PSI
- ALL99059..... 20 PSI

Water Pressure

Warning Kit ALL80250

Warning kit senses pressure in the cooling system and alerts driver of a problem when coolant pressure drops below 4 PSI. In the event of coolant loss (i.e. blown radiator hose), the temperature gauge probe is no longer surrounded by coolant to detect the engine temperature. This will lead to a false temperature gauge reading and major engine damage.



Tel-Tac Mount ALL81332

Aluminum mount accepts Tel-Tac digital tachometers and recesses into a dash for clean finished look. Mount attaches to backside of dash with quick turn fasteners (buttons sold separately) for simple tachometer removal and installation.



Switch Panels

Designed with the racer in mind, panels feature well marked switches and indicator lights. Units are completely wired for easy installation and include detailed instructions. Choose from panels with standard or weatherproof switches.

Switch Panels With Standard Switches



ALL80140
ALL80150

ALL80141

ALL80142

ALL80146

ALL80140..... Panel Without Light
ALL80141 Panel With Flip-Up Cover
ALL80142 Panel With Light
ALL80146 Panel With Two Switches
ALL80150..... Magneto Ignition Panel

Switch Panels With Weatherproof Switches



ALL80160

ALL80162

ALL80164

ALL80160 Panel Without Light
ALL80162 Switch Panel, One Switch, Panel With Light
ALL80164..... Switch Panel, Two Switch, Panel With Two Lights

Weatherproof Switch Panel

ALL80165

Compact three switch panel has sealed weatherproof toggle switches for use in open cockpit vehicles or when exposed to harsh conditions. Panel measures 2-1/2" tall x 4-5/8" wide and includes one momentary start switch, one ignition switch and one accessory switch. Switches are rated up to 20 amps and each circuit includes 60" of 14AWG wire for easy connections.



Fused Switch Panel

ALL80138

Universal 4" x 7" switch panel includes one momentary start switch, one fused ignition switch and four fused accessory switches. Ideal for many motorsports applications, this panel features separately fused and switched circuits for a variety of uses including electric fuel pumps, water pumps, cooling fans, brake duct fans, and lighting. Individual circuits are rated up to 20 amps and include pre-terminated pigtailed for easy connection.



Spiral Corded Momentary Buttons

Buttons are designed for fast, consistent and reliable trans-brake release. Sealed spiral cord leads are ideal for steering wheel mounting or into a 5/8" hole. Momentary buttons may also be used in many other applications such as nitrous and line lock systems. 18" spiral cords stretch to approximately 5'.



ALL80180..... Cord With Small Green Button
ALL80181 Cord With Large Red Button

Heavy Duty Toggle Switches

On/off, two-position toggle switches are used in Allstar Performance ignition panels. Rated up to 20 amps.

ALL80175 Standard Switch
ALL80176 Weatherproof Switch
ALL80177 Weatherproof Switch Momentary Start/Return To Off



ALL80176
ALL80177

Toggle Extensions

Toggle extensions increase the length of toggle switches in Allstar switch panels and other switches with a standard type end. Push-on extensions are 1-7/8" long, offered in red or black. Package of 2.



ALL80167 Red
ALL80168..... Black

Toggle Switch Cover ALL99068

Cover fastens onto the front of most standard-length toggle switches to help seal out the elements. Cover features a molded-in brass nut to secure tight to the switch.



Starter Button ALL99069

This same momentary-on starter button used in Allstar Performance switch panels is a good alternative to a key style starter switch. Button mounts in a 5/8" hole and has #8 terminal mounting screws. Rubber boot threads on after installation to help seal out the elements.



Remote Starter Button Shroud Kits

Kit mounts a remote starter button directly to chassis tubing. Kit includes a shroud to help protect against accidental activation, tab, and starter button.

ALL60360..... Welded Kit
ALL60361 Unwelded Kit



Indicator Lights

Indicator lights are used in Allstar Performance ignition panels to indicate when the ignition or an accessory is on. Lights may be used in a variety of other applications as needed. Lights snap into 1/2" holes in up to .065" thick material, have ring terminal connectors and are designed for 12V systems.



ALL99066 Red
ALL99146..... Green

Street/Strip Distributors

These distributors are a great choice for street/strip applications. A performance distributor combined with the added benefit of an adjustable vacuum advance for street use. Simple three wire connection only requires a 12V power source and an external coil such as the ALL81232, which is designed specifically for ready to install distributors. The small bodied design is perfect for early muscle cars where firewall clearance is often a concern. CNC-machined 6061-T6 aluminum housing has a sealed upper support bearing and an extra-long lower bronze bushing for smooth operation and accurate timing at higher RPMs. Distributors include a molded cap and rotor with brass and stainless steel contacts, a vacuum advance lock out, a mechanical curve kit with advance springs and stop bushings, spark plug wire retainer cap with screws and instructions.

- ALL81222 Chevrolet V8*
- ALL81240 Ford V8 221-302
- ALL81242 Ford V8 351W
- ALL81244 Ford 351C, 400C/M, 429-460
- ALL81252 Ford V8 332-428 FE
- ALL81254 Pontiac V8 326-455

*Excluding 348-409 CID

Note: Distributors include melonized drive gears compatible with most flat tappet or hydraulic roller camshafts. If used with a mechanical roller camshaft, a bronze or other compatible gear should be used as recommended by cam manufacturer.

Replacement Parts



- ALL81224 Cap And Retainer (Chevrolet)
- ALL81226 Cap And Retainer (Ford)
- ALL81225 Rotor
- ALL81228 Magnetic Pick-Up
- ALL81229 Complete Module Assembly Chevrolet
- ALL81227 Complete Module Assembly Ford

High Output Coil ALL81232

High output coil is specifically designed for use with the high output inductive storage ignition module found in Allstar Performance Street/Strip series distributors. Delivering up to 40,000 volts, this coil has a male secondary tower which offers superior boot and terminal retention and brass primary terminals for maximum conductivity. Includes mounting hardware, ring terminals and high temperature silicone boot.



High Performance Distributors For Use With Ignition Box

This high performance distributor is an excellent choice for many types of motorsports. Requires an aftermarket ignition box (such as an MSD, Accel, Crane or Mallory) and an external coil such as ALL81230. Housing is CNC-machined 6061-T6 aluminum with an upper support bearing and an extra-long lower bronze bushing for smooth operation and accurate timing at higher RPMs. Distributor includes a molded cap and rotor with brass and stainless steel contacts, a mechanical curve kit with advance springs and stop bushings, manifold gasket, housing O-rings, spark plug wire retainer cap with screws and instructions.

- ALL81220 Chevrolet V8*
- ALL81216 Chevrolet V8* w/Vacuum Advance
- ALL81221 Chevrolet V8* w/Adjustable Collar
- ALL81218 Chevrolet V8* w/Adjustable Collar, Dual Pick-Up
- ALL81246 Ford V8 221-302
- ALL81248 Ford V8 351W
- ALL81250 Ford V8 351C, 400C/M, 429-460

*Excluding 348-409 CID

Note: Distributors include melonized drive gears compatible with most flat tappet or hydraulic roller camshafts. If used with a mechanical roller camshaft, a bronze or other compatible gear should be used as recommended by cam manufacturer.


Replacement Parts



- ALL81224 Cap And Retainer (Chevrolet)
- ALL81226 Cap And Retainer (Ford)
- ALL81225 Rotor
- ALL81228 Magnetic Pick-Up

CD Ignition Coil ALL81230

High output ignition coil is specifically designed for use with capacitive discharge ignition systems. 40,000 volt coil is recommended for use with Allstar Performance HP series distributors. Sturdy, high impact housing is epoxy filled to protect against vibration. Extruded aluminum bracket eases mounting. Mounting hardware, anti-vibration mounting pads, ring terminals and high temperature silicone boot are included.




Billy Utley

Chevy HEI Performance Distributors

Distributors have high output coils and adjustable vacuum advances, perfect for upgrading stock HEI distributors for higher RPM. Fit small and big block Chevy (except 348 and 409). Housings are CNC-machined 6061-T6 aluminum with an upper support bearing to provide accurate timing at higher RPM. Include snap-on spark plug wire retainer and instructions.

- ALL81200 Distributor With Red Cap
- ALL81202 Distributor With Black Cap

Replacement Parts



- ALL81204 Distributor Cap, Red
- ALL81205 Distributor Cap, Black
- ALL81206 Distributor Rotor
- ALL81207 Coil
- ALL81208 Module
- ALL81210 Coil Cover, Red
- ALL81211 Coil Cover, Black
- ALL81212 Wire Retainer, Red
- ALL81213 Wire Retainer, Black

HEI Connectors

The proper connector when repairing or wiring HEI ignition systems. Connectors have a built-in retaining clip same as originals to secure connector to ignition cap. The included pigtail wires are also the correct gauge for easy installation.

- ALL81214 12V Ignition Connector
- ALL81215 Tach Connector

HEI Advance Curve Kit

ALL81300

Advance kit fits all '74-79 GM HEI distributors except those that are computer controlled. Includes two weights, center plate, three sets of color-coded springs, two pairs of nylon bushings and complete instructions.

Jeep/AMC 6 Cylinder Performance Distributor **ALL81255**

Replace troublesome point or OE computer controlled distributors in most 3.8L and 4.2L engines with a more reliable electronic ignition distributor, plus an adjustable vacuum advance. Three wire connection requires only a 12v power source and an external coil such as the ALL81232 or ALL81234. Distributors include a molded cap and rotor with brass and stainless steel contacts, a vacuum advance lock out, a mechanical curve kit with advance springs and stop bushings, spark plug wire retainer and installation instructions.



ALL81200

Low Profile Chevy Distributor Hold Down **ALL27505**

Strong, steel hold-down clamp with gold iridite finish fits small and big block Chevy V8 and 90° Chevy V6. Flat design provides extra distributor clearance and easy access to hold down fastener. Stud and nut included.



Chevy Distributor Hold Down

Aluminum hold-down keeps distributor secured at high RPM. Fits small or big block Chevy V8 and 90° Chevy V6. Stainless steel stud, nut and washer are included. Choose blue, clear or red anodized.



- ALL27502 Blue Chevy Distributor Hold Down
- ALL27503 Clear Chevy Distributor Hold Down
- ALL27504 Red Chevy Distributor Hold Down

Chevy Distributor/Magneto Hold Down **ALL27500**

Aluminum hold down fits most aftermarket distributors and magnetos. An Allen head bolt prevents distributor from turning in the clamp so distributor can be removed and reinstalled without resetting the timing. Fits all Chevy V8 except 348-409. Will not fit Mallory magnetos.



Iron Distributor Gears

Melonized or Melonite coated gears are direct replacement for Allstar Performance and other stock and performance distributors. Iron gears are suitable for applications using high volume oil pumps.

- ALL81308 0.491" Dia. Shaft Chevy V8
- ALL81309 0.500" Dia. Shaft Chevy V8



Bronze Distributor Gears

When installing a steel billet roller camshaft, a bronze distributor gear must be installed in place of the original cast iron gear. Gears made of premium aluminum bronze offer high strength to withstand the stresses created by high pressure oil pumps. Roll pins are included.

- ALL81310 0.491" Dia. Shaft
- ALL81311 0.500" Dia. Shaft
- ALL81315 Replacement Distributor Gear Roll Pin




ALL81214



Photo: Mike Reusche

CD Ignition Coil ALL81230

High output ignition coil is specifically designed for use with capacitive discharge ignition systems. 40,000 volt coil is recommended for use with Allstar Performance HP series distributors. Sturdy, high impact housing is epoxy filled to protect against vibration. Extruded aluminum bracket eases mounting. Mounting hardware, anti-vibration mounting pads, ring terminals and high temperature silicone boot are included.



High Output Coil ALL81232

High output coil is specifically designed for use with the high output inductive storage ignition module found in Allstar Performance Street/Strip series distributors. Delivering up to 40,000 volts, this coil has a male secondary tower which offers superior boot and terminal retention and brass primary terminals for maximum conductivity. Includes mounting hardware, ring terminals and high temperature silicone boot.



Canister Style Ignition Coil ALL81234

45,000 volt, oil filled coil for electronic breakerless ignitions has low primary resistance and 112:1 turn ratio for improved throttle response and more power at higher rpms. Coil fits all standard O.E.M. brackets or Allstar ALL81236 coil bracket.



Coil Mounting Bracket ALL81324

Aluminum canister style coil mounting bracket features a flat mount for securing to a flat panel or firewall. Bracket includes a tension screw to secure coil in bracket before mounting.



- ALL81320 Mount For 1-1/2" Tubing
- ALL81322 Mount For 1-3/4" Tubing
- ALL81324 Flat Mount

Universal Coil Mounting Bracket ALL81326

Universal bracket is an OE style bracket that mounts canister style coils to some popular V8 intake manifolds or may be used to mount coil to a flat panel or firewall. Bracket includes a tension screw to secure coil in bracket before mounting.



LS Ignition Coils




Direct replacement 40,000V coils are a good choice when upgrading the OE ignition system in high performance applications or when power adders are used. Sold each.

- ALL81400.....1997-05 LS1/LS6 (Delco D580)
- ALL81401.....1999-07 4.8/5.3/6.0L Truck (Round Style Delco D585)
- ALL81402.....1999-07 4.8/5.3/6.0L Truck (Square Style Delco D581)
- ALL81403.....2005-13 4.8/5.3/6.0/6.2/7.0L (Delco D510C/D514A)

LS Coil Mounting Brackets

OE style mounting brackets fit OE and fabricated valve covers with factory mounting bosses and have a black epoxy coated or black anodized finish.



- ALL26212 Steel Stamped Brackets for use with Delco D580 Coils (ALL 81400)
- ALL26213 Black Aluminum Brackets for use with Truck D585 Coils (ALL81401)
- ALL26214 Black Aluminum Brackets for use with Delco D510C Coils (ALL 81402 & ALL81403)

Remote Mount LS Coil Brackets

Designed for remote mounting LS Coils. Black anodized billet aluminum brackets come complete with stainless hardware and standoffs for easy removal.



- ALL26216 Fit Delco D580, LS1/LS6 Coils (ALL81400)
- ALL26217 Fit Delco D581 and D510C, LS2,LS3,LS7 Coils (ALL81402 & ALL81403)

MSD/FAST Ignition Box Mount ALL81330


Box mount provides a quick release method for replacing MSD or FAST ignition boxes with 7-1/2" x 3-1/2" or 4-1/8" x 6-1/2" center to center mounting dimensions. Kit includes aluminum box mount, (4) quick turn fasteners, springs and 1/8" aluminum rivets.



Ground Straps

The number one problem with electrical systems is often related to poor ground connections. Perfect for various 6 or 12 volt grounding applications. Flexible, braided copper 12 gauge ground straps are 5/16" wide and have 3/8" non-insulated ring terminals on each end.

- ALL76330 9" Long
- ALL76332 12" Long



Spark Plug Index Shims



Stackable shims index spark plugs at 30° intervals up to 360°, properly positioning ground strap in cylinder head for increased power and clearance between spark plug and piston. Shims are intended for use with 14mm flat seat spark plugs only. Package of 24 shims contains 12 silver 60°, 12 black 90°, detailed instructions and dial chart.

ALL96505..... Shim Kit, Standard O.D. (.800")
 ALL96506..... Shim Kit, Small O.D. (.720")*

*Shims are designed for close tolerance spark plug pockets such as those on ALL-PRO cylinder heads.

Spark Plug Indexing Tool ALL96510



Indexing positions the ground strap of the spark plug properly for best piston dome clearance and un-shrouds the electrode for a more even burn and possible gains of 5-15 horsepower. Works with flat gasket or taper seat 14mm spark plugs. Includes instructions.

Spark Plug Gap Tool ALL96515



Tool properly cradles the spark plug to consistently set plug gaps using a standard feeler gauge. Insert plug into holder, place desired thickness of feeler gauge between ground strap and electrode then gently turn the knob until feeler gauge is snug.

Spark Plug Gap Tool Kit ALL96516



Spark plug gap tool quickly and accurately gaps 14mm threaded spark plugs. Thread spark plug into tool, place the correct size feeler gauge beneath the ground strap then tighten knob to set plug gap. Includes 17 different feeler gauge sizes .010" thru .035".



Coil Wire Kits

Kit includes 36" of 8mm spiral core race wire, ends, connectors, and wire stripping/crimp tool.

ALL81380..... Kit Without Sleeving
 ALL81381..... Kit With Sleeving



Spark Plug Race Wire Sets

Custom length SBC wire sets feature 8mm spiral core race wire with pre-terminated ends and universal coil wire. Sets feature shrink sleeved ends and cylinder identification numbers.

ALL81365 Set Without Sleeving, Under Header
 ALL81366 Set Without Sleeving, Over Valve Cover
 ALL81370 Set With Sleeving, Under Header
 ALL81371 Set With Sleeving, Over Valve Cover



Universal Spark Plug Race Wire Sets

Universal length 8mm spiral core wire sets include a non-terminated end, ends and boots for a build to length option.

ALL81360 Set With 90° HEI Ends
 ALL81361 Set With 135° HEI Ends



Spark Plug Boot Sleeves

Fiberglass braided sleeves are heat resistant to protect spark plug boots from header heat up to 1,200°F. 7-1/2" long sleeves slide over a variety of boots.

ALL34272 Natural, 8-Pack
 ALL34273 Natural, 2-Pack
 ALL34274 Black, 8-Pack
 ALL34275 Black, 2-Pack



SB Chevy

Spark Plug Wire Loom Set ALL81340

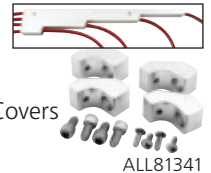
Polished aluminum spark plug wire loom fits wires up to 9.5mm. Includes mounting hardware. Engines with center bolt style valve covers require ALL81341 mounting kit. Package of 2.



Note: may not clear oil dipstick or exhaust manifolds on some later model engines with "log" style manifolds.

Related Item

ALL81341 Mounting Kit For Centerbolt Covers



Spark Plug Wire Separator Set ALL81345

Black plastic set will fit up to 9mm wires. Includes two of each 2-, 3- and 4-hole separators.



Spark Plug Wire Retainer ALL81350

No more melted plug wires from hot exhaust. These aluminum retainers will neatly mount separated 4-wire sets to the front or rear of cylinder head. Package of 2.



LS Oil Pan Kits



ALL26240

NEW!

ALL26245

Oil pan kits ease the installation of LS series engines into early production vehicles by providing additional clearance between the oil pan and frame crossmember. Kits include oil pan, pick-up tube, gaskets and mounting hardware required for installation. Fabricated oil pan does not accept factory style oil filter, pan features -10AN oil filter fittings and will require an external oil filter mount.

Note: These kits may not fit all applications, additional motor mount adapters and possible frame modification may be required for installation in some vehicles.

ALL26240..... Cast Aluminum

ALL26241..... Cast Aluminum Black

ALL26245..... Fabricated Aluminum Pan

6 Qt. Claimer Oil Pans And Pick-Ups

Small block Chevy pans have a 6 quart capacity and are 7" deep. Two swinging trap doors and a built in baffle provide consistent oil control. Oil pan fits pre-'86 blocks with 2-pc rear main seal.



ALL26132

ALL26132..... L.H. (Driver's Side) Dipstick

ALL26133..... R.H. (Passenger's Side) Dipstick

ALL26134..... Pick-Up For Use With Standard Volume Pumps

ALL26135..... Pick-Up For Use With High Volume Pumps

Magnetic Drain Plug ALL87040

Replacement plug for standard 1/2"-20 drain holes has a magnetic end to capture small particles in oil or to help identify a problem early.



Engine Diaper

ALL69011

Engine diaper will help contain engine oil and fragments if an engine failure occurs. Increase safety and reduce the chance of control loss due to debris on the racing surface.



Diaper wraps around oil pan and secures to header bolts. Diaper is NHRA approved but is not designed for vehicles that require

SFI approved diapers. Diaper features a sewn-in, non-replaceable oil absorbent pad and is 23" long x 12-1/2" high x 12" wide.

Replacement Parts

ALL99043..... Replacement Tabs, 4-Pack

ALL99347..... Replacement Buckle, 1 Set

ALL69013..... Engine Diaper Pad, 22" x 30"



ALL99043



ALL99347

SB Chevy Rear Main Seal Adapters

Billet aluminum adapter allows installation of a two-piece style crankshaft seal and early (pre-1986) crankshaft into a 1986



ALL26125

ALL26126

ALL26127

and newer SB Chevy (pre-LS) engine. Adapters include mounting hardware. Alignment tool ALL26127 (sold separately), is recommended to ensure proper installation and centering of adapter plate.

ALL26125..... Seal Adapter For Early (Pre-'86) Oil Pan

ALL26126..... Seal Adapter For Late ('86'-Up) Oil Pan

ALL26127..... Alignment Tool


Main Bearing Spacer Kit ALL26124

Use main bearing spacers to install Chevy 350 crank in a 400 block.




Balancing Plate ALL26120

Install between crankshaft flange and flexplate to use a Chevy 350 flexplate or flywheel with a 400 crank.



Plastigage® Kit ALL96475

Plastigage strings are a simple and accurate way to verify crankshaft, main and rod bearing clearances. Kit includes two green .001" to .003" and one red .002" to .006" (12" long strings) individually packaged inside calibrated sleeves. Detailed instructions are included.



In-Line Oil Filter

Aluminum in-line oil filter housing includes a specially made hi-flow high performance Wix filter element. Hex end caps disassemble for easy cleaning and have O-rings for a leak-proof seal. CNC-machined clear anodized housing is 7-3/4" long x 2-1/2" diameter.



ALL92040..... -16AN Fittings

ALL92041..... -12AN Fittings

Related Part

ALL92043..... Replacement Filter Element

Oil Filter Cutter

ALL10538

Tool removes the outer shell of most spin-on style engine oil filters to inspect the filter material for contamination or debris.



Oil Filter Adapters

Oil filter adapters are OE style replacement mounts for securing oil filter to engine block or oil pan when rebuilding or replacing an engine



NEW Applications!

- ALL92000..... 1968-96 SB Chevy Including LT1 and 1968-90 Gen IV BB Chevy Engines, Aluminum adapter with bypass valve bolts to block and has 13/16"-16 threads to accept oil filter.
- ALL92001..... Bolt kit for ALL92000
- ALL92004..... Gen V and VI 1991-Up BB Chevy Engines, Adapter threads into block with 1"-12 threads and has 13/16"-16 threads to accept oil filter.
- ALL92005* ... 1997-2017 LS Series Engines Hex body adapter threads into oil pan.
- ALL92006* ... 1997-2017 LS Series Engines, Round body with internal hex adapter threads into oil pan.
- ALL92003..... Fits Most SB Ford 302-351W Engines, Adapter threads into block with 1-1/16"-12 threads and has 3/4"-16 threads to accept oil filter.

***NEW!**

Chevy Billet Oil Filter Adapter **ALL92020**

Billet aluminum adapter replaces the stock cast aluminum adapter and eliminates the bypass found in OE adapters. Adapter fits most 1968-96 SB Chevy and 1968-90 Gen IV BB Chevy engines, has 13/16-16 threads for spin-on style oil filters and includes mounting hardware.



NEW!

Chevy Oil Filter Sandwich Adapter **ALL92022**

Aluminum adapter installs in place of the OE style oil filter adapter, eliminating the bypass found in OE adapter and providing 1/2"NPT inlet and outlet ports for connecting an external oil cooler. Adapter fits most 1968-96 SB Chevy and 1968-90 Gen IV BB Chevy engines, has 13/16-16 threads for spin-on style oil filters and includes mounting hardware and o-rings. Adapter lowers oil filter 1-1/2".



NEW!

Chevy Remote Oil Filter Adapter **ALL92025**

Aluminum adapter installs in place of the OE style oil filter adapter, providing 1/2"NPT inlet and outlet ports for connecting to an external oil filter mount. Adapter is commonly used when header clearance does not allow easy access to block mounted oil filter. Adapter fits most 1968-96 SB Chevy and 1968-90 Gen IV BB Chevy engines and includes mounting hardware and O-rings.



NEW!

Aluminum Oil Inlet Fittings

Aluminum fittings adapt NPT to the AN threads commonly used when connecting oil lines and for other applications. Length stated is overall length. ALL90045 features two additional 1/8"NPT ports commonly used when plumbing valve spring oilers.


- ALL90048 3/8"NPT to -10AN, 3" Long
- ALL90043 1/2"NPT to -10AN, 3" Long
- ALL90046 1/2"NPT to -10AN, 4" Long
- ALL90044 1/2"NPT to -12AN, 3" Long
- ALL90045 1/2"NPT to -12AN, 3-1/2" Long (With 1/8"NPT Ports)



Inline Oil Temperature Tees

Install in the oil return line (pump-to-tank) to adapt a probe for an oil temperature gauge. All inline tees have 1/2"NPT threads for probe fittings and 1/4" holes for mounting.

- ALL90040 -10AN
- ALL90041..... -12AN
- ALL90042..... -16AN



Reducer Fittings

Reducer fittings are an economical way to reduce the male AN thread size on items such as oil coolers and inline temperature T-fittings.

- ALL90075..... -10AN To -8AN
- ALL90076..... -12AN To -10AN



1/8"NPT To 4AN Tall Fittings

Steel fittings allow easier access when plumbing oil pressure lines on many engine blocks.

- ALL50004 Straight
- ALL50021 90°



Engine Oil Pressure Primer Tank

ALL10535

Primer tank supplies initial oil to the oil pump in engines equipped with a crank driven oil pump. Fill primer tank with engine oil then apply compressed air to force the fluid throughout the engine via the oil pressure sender/switch port to pre-lube the entire engine, including the oil pump. Tank features fill cap with safety pressure release slot (sealed by O-ring), an easy to read pressure gauge and a quarter turn on/off supply valve. The oil supply line is a durable 90" long steel braided hose with -4AN ends and includes a fitting with male 1/8"-27NPT threads. Adapter fittings sold separately.



SB Chevy Oil Restrictors

Oil restrictors reduce the amount of oil flow to the top of the engine, reducing the risk of evacuating the oil pan in continuous high rpm engines while allowing more oil to be directed to the main and rod bearings. Restrictors have a .055" I.D. hole and include two extra O-ring seals. Package of 2.

ALL90070..... SB/BB Chevy, Aluminum With Hex Head
ALL90071..... SB Chevy Bowtie Block, Steel With Allen Head

Note: Not recommended for hydraulic lifter engines.



Dart/Chevy SHP Oil Restrictors

Oil restrictors for use in Dart SB Chevy SHP blocks are specifically designed for the priority main oil system to reduce the amount of oil flow to the top of the engine, reducing the risk of evacuating the oil pan in continuous high rpm engines. Kit includes two restrictors, an extra O-ring and detailed installation instructions.

ALL90072..... Restrictor Kit With .090" I.D. Hole
ALL90073..... Restrictor Kit With .030" I.D. Hole

†Smaller port size may be modified as needed for preferred amount of oiling.



Immersion Heaters

Immersion style heater preheats oil in wet sump oil pan or dry sump tanks to reduce overall warm up time and improve lubrication during initial start up. 5/8" diameter stainless steel sleeve inserts into pan or tank and secures with a welded on 1/2" NPT brass screw-in fitting. 120-volt operation.

ALL76415..... 4-3/4" Long Heater Element w/3' Long Cord, 400W
ALL76416..... 7-1/2" Long Heater Element w/12" Long Cord, 250W



Heating Pads

High temperature silicone heating pads externally preheat oil in wet sump oil pans, dry sump tanks and automatic transmission pans, reducing overall warm up time and improving lubrication during initial start up. 3" cord, 120-volt operation.

ALL76420..... 2"x15", Self Adhesive Pad, 200W
ALL76422..... 5"x7", Self Adhesive Pad, 375W
ALL76424..... 6"x12", Velcro Strapped Pad For 6" O.D. Tanks, 435W

WARNING! Do not plug heater in without being installed on tank or metallic surface to absorb heat. Element heats up quickly and damage will result.




Oil Coolers - Flange Mount

Adding an oil cooler to a vehicle increases engine life and reduces engine operating temperature. Engine oil not only lubricates but also removes a large amount of heat from the engine. Top engine builders recommend and often require use of an oil cooler. Coolers have a 1/2" NPT female bung commonly used for connecting a temperature sending unit or similar accessories and have built in flanges for mounting to the deck underside of most Dirt Late Models, Modifieds or other vehicles that would benefit from use of an oil cooler.

ALL30146..... Cooler With -10AN Fittings, 4" x 15" x 3-1/2" Tall For Most Wet Sump Systems

ALL30145..... Cooler With -12AN Fittings, 8-3/4" x 15" x 3-1/2" Tall For Most Dry Sump Systems



Oil Cooler Scoops

Scoop mounts to the deck of most race cars above the oil cooler forcing air through the oil cooler to aid cooling. Black plastic scoop has a carbon fiber look and measures 11" x 7" with a 3" tall opening and approximately a 1" mounting lip.

ALL23228..... Scoop With 7" Wide Opening
ALL23229..... Scoop With 11" Wide Opening



Linear Engine Oil Coolers

Finned aluminum coolers have 3/4" NPT ends and T-slots for easy mounting.

ALL30142..... 3'
ALL30143..... 4'
ALL30144..... 5'



SB Chevy Lifter Valley Vents ALL90065

Lifter valley vents positively vent the crankcase and eliminate oil drain-through and windage losses. When used with valley screens, vents prevent damage from broken valvetrain components. Vents have 1/4" NPT threads and a 9/16" hex head to ease installation. Package of 8.

Sprint Car Dry Sump Tank Mounting Brackets

Mounting brackets are designed to mount 6" diameter tanks to the left front corner of standard small block Chevy engines. Commonly mounted with ALL38145 sprint motor plate, the upper bracket utilizes the water pump mounting holes and the lower bracket fastens to the early front engine mount mounting hole.

ALL36092..... Upper Tank Mount
ALL36093..... Lower Tank Mount



LS Lifter Valley Covers

Billet aluminum covers come complete with stainless hardware and O-ring. Black anodized.

ALL90106..... LS1/Gen III Cover
ALL90107. LS3/Gen IV Cover




NEW!

Engine Lift Plates For LS Series GM Engines

Engine plates are designed for lifting LS series GM engines. Installation of lift plate requires removal of the intake manifold and valley cover tray to properly secure lift plate to engine block. Plate features three lifting points, allowing engine weight to be balanced or offset. Offset position is helpful when angling an engine (with transmission attached) in or out of a vehicle. Made from 3/16" thick zinc plated steel.

ALL10140 LS Gen III Engine Lift Plate
ALL10143..... LS Gen IV Engine Lift Plate
ALL10141 LS Gen V Engines



ALL10140

ALL10143

SB Chevy

Lifter Valley Vents **ALL90065**

Lifter valley vents positively vent the crankcase and eliminate oil drain-through and windage losses. When used with valley screens, vents prevent damage from broken valvetrain components. Vents have 1/4" NPT threads and a 9/16" hex head to ease installation. Package of 8.



Deck Mount Breather Tank

ALL36105

Spun aluminum tank has a flat top and mounts on the bottom side of your deck panel. Features a bottom breather, drain petcock on the side near the bottom and a 3/4" NPT female bung near the top.



Chad Heater

Breather Tanks

Aluminum breather tanks are 11-1/2" x 3", include mounting bracket, clamp on breather element, drain, and one or two 3/8" NPT bung(s). ALL36109 can vent two systems. Ideal for dry sumps and rear ends.

ALL36108..... Tank With One Bung
ALL36109..... Tank With Two Bungs

Replacement Parts

ALL36202 1-1/2" Washable Breather
ALL99030..... 1/4" NPT Petcock
ALL99031 3/8" NPT To 1/4" NPT Fitting



ALL36109

Mini Breather Tanks

Small capacity, spun aluminum tank will vent dry sump tank, transmission or rear end. Tank has a 1/4" NPT bung on bottom and a clamp style bracket for mounting to chassis tubing.

ALL36140 Tank For 1-1/2" Dia. Tubing
ALL36141 Tank For To 1-3/4" Dia. Tubing
ALL36142 Tank With Flat Mount **NEW!**
ALL36103 Replacement Filter



ALL36140

SB Chevy Fuel Pump Mount Plate **ALL40254**

O.E. style plate replaces lost or missing mounting plate required to mount mechanical style fuel pump to most small block Chevrolet engines. Clear zinc plated finish may also be painted to match original appearance. Mounting hardware included.



SB Chevy Fuel Pump Block Off Plate **ALL40255**

Plate covers mechanical fuel pump engine opening on most small block Chevrolets when omitting a mechanical style fuel pump. Plate is often used when converting to electric or belt driven fuel pumps. Clear zinc plated finish may also be painted.



Billet Aluminum Fuel Pump Block-Off Plates

CNC-machined billet aluminum plates cover the mechanical pump opening in the engine block and include a gasket and stainless steel fasteners.



ALL40306

ALL40305

Description	Blue	Clear	Red	Black
SB Chevy	ALL40300	ALL40301	ALL40302	ALL40306
BB Chevy, SB/BB Ford*, SB/BB Chrysler	ALL40303	ALL40304	ALL40305	ALL40307

*Will not fit Ford 351C, 351M-400.

LS Timing Cover Conversion Kit **ALL90090**

LS timing cover conversion kit adapts a standard small block Ford distributor into CT525 crate and LS series engines, allowing adjustment of timing and the mechanical advance curve and also provides an alternative to installing complete computer and fuel injection systems when placing a late model LS engine into an older street performance vehicle. Enjoy the performance and durability of the GM LS series engine with the simplicity and tune-ability of a distributor and carburetor. Kit includes all internal components and new timing cover for converting LS series engines to utilize a standard distributor ignition system and a carburetor with a belt driven or electric fuel pump.



Pontiac Aluminum Timing Cover **ALL90019**

Cast aluminum cover with timing marks includes water pump backing plate and two coolant inserts. Fits most 1969-79 Pontiac V8 engine models including 350, 400 and 455.



SB Mopar Timing Cover **ALL90028**

Aluminum timing cover fits most SB Mopar "LA" series blocks with driver's side timing marks including 273, 318, 340, and 360 CID engines.



SB Chevy Timing Cover **ALL90010**

Excellent replacement for distorted and leaky timing covers. Cover fits most popular standard small block Chevrolets.



SB Chevy Timing Cover (BB Chevy Seal) **ALL90012**


Black zinc plated steel timing cover is designed for small block Chevy fitted with an aftermarket crankshaft with a BB Chevy snout.



Related Part

ALL87282 BB Chevy Timing Cover Seal

SB Ford 302/351 Replacement Timing Covers



New cast aluminum stock replacement timing covers are available in several styles.

- ALL90014 Early Style, With Fuel Pump Mounting Boss And Dipstick Tube Opening
- ALL90015 1995 Mustang/1996-01 Explorer/Mountaineer Rev. Rotation With Short Water Pump
- ALL90016 1983-89 Cars/Trucks/SUV's, With ECC Sensor Mount And Fuel Pump Mounting Boss
- ALL90017 1985-94 Mustang With EFI
- ALL90018 1987-96 Trucks With EFI Reverse Rotation

Aluminum Timing Covers

Polished cast aluminum covers resist warping and leaking that is common with OE style stamped steel covers. Recessed mounting holes are designed for button head fasteners (ALL99390) for proper installation. Covers clear most double roller style timing chains.



ALL90008



ALL90009

ALL90008 SB Chevy
ALL90009 BB Chevy

Related Part

ALL99390 Timing Cover Fasteners

Timing Cover Seals

Seal works with stamped steel or aluminum covers.




ALL87280

ALL87280 SB Chevy
ALL87282 BB Chevy

BB Ford Timing Cover **ALL90029**

Aluminum timing cover fits most 429-460cid engines. Cover has provisions for a dipstick tube and mechanical fuel pump for early applications. A dipstick tube plug and a fuel pump block off plate for use with later model fuel injected engines are included.



SB Chevy Billet Timing Covers (For Sprint Cars)

Machined billet aluminum timing cover is lightweight, durable and weighs over one lb. less than cast aluminum covers. Fits major brand oil pumps. Mounting hardware included.

ALL90080 Standard Cam
ALL90081..... Raised Cam



Aluminum Cam Seal Plates

Aluminum cam seal plate provides a reliable seal and tight fit.



Part No.	Size	Color	Application
ALL90085	2.103"	Black	GM Small Block
ALL90086	2.253"	Gold	Rodeck Block w/1.875 Roller Cam Bearing
ALL90087	2.310"	Blue	Most Blocks w/50mm Roller Cam Bearing
ALL90088	2.382"	Silver	Dart Small Block, Aluminum
ALL90089	-	-	Replacement Cam Plate Seal

Chevy Cam Lock Plate And Bolts **ALL90060**

Kit includes camshaft retaining plate with locking tabs and three alloy steel, 150,000 PSI bolts. Fits all small and big block Chevys.



Cam Button Spacers

Buttons limit lateral movement of the camshaft in engines without cam thrust plates and reduce friction for "free" horsepower. Machining of the cam sprocket may be required.

ALL90050 SB Chevy Aluminum, Early With Flat Timing Cover
ALL90052..... SB Chevy Aluminum, Late With Indented Cover
ALL90054 SB Chevy Roller Bearing
ALL90053..... BB Chevy Aluminum
ALL90055..... BB Chevy Roller



SB Chevy Cam Bearing Installation Tool **ALL96470**

For installing cam bearings quickly and easily without damage. Shaft is steel; pilot and driver are aluminum.



Crankshaft Keys

Replace worn crankshaft keys for proper timing gear and dampener positioning.

ALL87030 Chevy Short, 2-Pack
ALL87032 Chevy Long
ALL87034 Chevy Vortec, LS1/LS2/LS6



SB Chevy Gear Drive Assemblies

Aluminum gear drive provides accurate cam timing and the ability to adjust valve timing without removing the oil pan. Aluminum frame features a built-in front oil pan gasket retainer and an idler gear cradle for accurate cam timing throughout the RPM range. Gear drive are complete with cam, crankshaft and idler gears, needle bearing thrust kits, offset degree bushing kit, extra-long dowel pins and installation instructions. Gear drives are commonly used with ALL90080 and ALL90081 Billet Timing Covers or may be used with most stock-type covers such as the ALL90010 with slight modification.



ALL90000...Standard Cam Gear Drive
ALL90100 ...Raised Cam Gear Drive (+.391") **NEW!**

Replacement Parts

ALL90001 ...Cam Gear | ALL90004...Cam Plate Shims, 10-Pk.
ALL90002 ...Crank Gear | ALL90005...Cam Degree Bushing Set
ALL90003 ...Idler Gear | ALL90007 ...Thrust Washer Set

SB Chevy Aluminum Crankshaft Hub **ALL90030**

Designed specifically for circle track racers, this SB Chevy aluminum crank hub is NOT a harmonic damper. Hub is significantly lighter than a harmonic balancer and dramatically reduces rotating weight for quicker acceleration off the turn. Hub has engraved timing marks at 0° and from 30°-42°, is 4-3/8" in diameter, features (3) 3/8"-16 accessory threads and weighs just one pound. Fits all internally balanced small block Chevy engines. Designed for internally balanced engines only and must be balanced with rotating assembly.



Related Part

ALL90031 Adjustable Aluminum Timing Pointer

ALL90031

Timing Pointers

Black anodized, billet aluminum timing pointers are adjustable to precise timing increments. Chevy pointers are designed for use with stamped steel covers; longer hardware will be required if using a cast aluminum cover.

ALL90023..... SB Chevy 6-1/4" Dia. Balancers
ALL90020..... SB Chevy 6-3/8" Dia. Balancers
ALL90021..... SB Chevy 7" Dia. Balancers
ALL90024..... SB Chevy 7-1/4" Dia. Balancers
ALL90025..... SB Chevy 8" Dia. Balancers
ALL90026..... BB Chevy 6-1/4" Dia. Balancers
ALL90022..... BB Chevy 7" Dia. Balancers
ALL90027..... BB Chevy 8" Dia. Balancers
ALL90034* ... SB Ford SVO B, 3/8" Bolt
ALL90035†... SB Ford SVO C, 3/8" Bolt
ALL90036* ... SB Ford Stock B, 5/16" Bolt
ALL90037† ... SB Ford Stock C, 5/16" Bolt




ALL90020

*11-O'Clock Tab Position, Will Not Fit Cleveland Engines
†10-O'Clock Tab Position, Will Not Fit Cleveland Engines

SB Chevy Fabricated Aluminum Valve Covers

TIG-welded covers are lightweight with a thick rail for gasket support. Covers without tubes are perfect for custom modification and use on dry sump systems. 1-3/8" breathers sold separately.



ALL26171


- ALL26170 Standard Covers Without Tubes
- ALL26171 Standard Covers With Tubes
- ALL26172 Centerbolt Covers Without Tubes

Related Parts

- ALL36204..... Non-Shielded Breather, 1-3/8"
- ALL36205..... Shielded Breather, 1-3/8"

Chevy LS Fabricated Aluminum Valve Covers

Fabricated valve covers for most 1997-2005 LS1/LS6 engines feature a thick billet rail, an o-ring sealed threaded fill cap and include o-ring style gaskets and mounting bolts. Valve covers have an inside height of 2-1/4" to clear most after-market valvetrain. Coil mounting brackets sold separately.




ALL26211

- ALL26210 Valve Covers Without Coil Mount
- ALL26211 Valve Covers With Coil Mount
- ALL26212 Coil Mounting Brackets 1997-2005 LS1/LS6 Coils
- ALL26212 Steel Stamped Brackets for use with Delco D580 Coils (ALL 81400)
- ALL26213 Black Aluminum Brackets for use with Truck D585 Coils (ALL81401)
- ALL26214 Black Aluminum Brackets for use with Delco D510C Coils (ALL 81402 & ALL81403)

BB Chevy Fabricated Aluminum Valve Covers

TIG-welded valve covers with a thick billet rail are available with or without breather holes for custom modification such as vacuum pump fittings. Recessed bolt pockets and tall design to clear most after-market valvetrains. Hardware included.




ALL26177

- ALL26176 Valve Covers Without Holes
- ALL26177 Valve Covers With Holes

SB Chevy Cast Aluminum Valve Covers

Tall polished aluminum valve covers are sold in pairs, with two 1-3/8" baffled breather tubes on one cover. Breathers sold separately.



ALL26137


- ALL26137 Centerbolt Covers
- ALL26139 Standard Covers

Related Parts

- ALL36204..... Non-Shielded Breather, 1-3/8"
- ALL36205..... Shielded Breather, 1-3/8"

SB Chevy Steel Valve Covers

Steel small block Chevy valve covers are an excellent alternative to more expensive and heavier aluminum valve covers. Sold in pairs, one cover is solid without holes and one cover includes two fully welded, 1-1/2" baffled breather tubes for proper crankcase venting. Breathers sold separately.



ALL26140

- ALL26143 Raw Unpainted
- ALL26145 Yellow Zinc Plated
- ALL26147 Black Painted
- ALL26140 Clear Zinc Plated



ALL26147



Valve Cover Hold Down Nuts

Easily remove these hold down nuts with a 1/4" extension. The spring ball on your extension holds the nut in place, no wrench or socket needed! Package of 4.

- ALL26320 1/4"-20 Coarse Thread Nuts
- ALL26322 1/4"-28 Fine Thread Nuts

SB Chevy Cork Valve Cover Gaskets

Natural cork material gaskets conform to irregular castings to provide a leak free fit. Coated gaskets feature an addition layer of protection against leaking and are reusable. Gaskets are sold in pairs.



- ALL87210 5/16" Thick
- ALL87212 5/16" Thick with Steel Core
- ALL87214 5/16" Thick with Steel Core (Coated)
- ALL87216 3/16" Thick with Steel Core Centerbolt/Vortec (Coated)

SB Chevy Rubber Valve Cover Gaskets

Reusable rubber gaskets are 3/16" thick and feature a molded-in steel reinforcing layer to help gasket keep its shape and provide a leak free fit. Package of 2.



Crankcase Evacuation System

ALL34145

Reduce crankcase pressure for optimum piston ring seal, fewer oil leaks and better engine performance. System includes two of each: chrome plated push-in breathers, check valves, weld-in 3-1/2" long threaded pipe adapters, rubber breather grommets and four hose clamps. Evacuation hoses not included. Use with 5/8" diameter hose.



Breathers

Shielded or non-shielded clamp-on breathers will fit valve cover tubes.

ALL36202..... Non-Shielded Breather, 1-1/2"

ALL36203..... Shielded Breather, 1-1/2"

ALL36204..... Non-Shielded Breather, 1-3/8"

ALL36205..... Shielded Breather, 1-3/8"



Breather Sock ALL36208

The breather sock fits over standard 3" diameter, 2-1/2" tall valve cover breathers to help catch residual oil discharged from the engine through valve cover breathers. A practical alternative to wrapping dirty shop rags around valve cover breathers! Socks are easily cleaned with a mild detergent.



Breather Filters

Mesh filters add another layer of protection against dirt, dust and debris. Fits 3" diameter breathers typically used on valve covers, breather tanks and helmet systems.

ALL26227..... Fits Non-Shielded Breathers

ALL26228..... Fits Shielded Breathers



Breather Cover ALL26232

Water-repellent cover fits 3" diameter breathers commonly found on valve covers, breather tanks and helmet systems. Cover with drawstring fits both shielded and non-shielded breathers.



Large Fill Plug Kits

Kits include a weld-in bung and an easy grip O-ring cap with positive seal. Kits are often used as an inspection plug or a filler plug. Large fill plugs have a 3" opening. 3"-12 thread.

Kit With Aluminum Weld-In Bung

ALL36170..... Silver Kit

ALL36171..... Black Kit

ALL36172..... Red Kit

ALL36173..... Polished Kit



ALL36173

Kit With Steel Weld-In Bung

ALL36174..... Silver Kit

ALL36175..... Black Kit

ALL36176..... Red Kit

ALL36177..... Polished Kit



ALL36174

Small Fill Plug Kits

Kits include a weld-in or bolt-in bung and an easy grip O-ring cap with positive seal. Kits are often used as an inspection plug or a filler plug. Small fill plugs have a 1-3/8" opening with 1-1/2"-12 threads.

Kit With Aluminum Weld-In Bung

ALL36160..... Silver Kit

ALL36164..... Black Kit

ALL36165..... Red Kit

ALL36166..... Polished Kit



ALL36160

Kit With Steel Weld-In Bung

ALL36161..... Silver Kit

ALL36167..... Black Kit

ALL36168..... Red Kit

ALL36169..... Polished Kit



ALL36167

Kit With Aluminum Bolt-In Bung

ALL36180..... Silver Kit

ALL36181..... Black Kit

ALL36182..... Red Kit

ALL36183..... Polished Kit



ALL36182

Weld Bungs

Weld-on bungs are available in 6061 aluminum or mild steel and allow additional fittings to be added to radiators, or oil pans and building of custom tanks or other components.

Female NPT

Size	O.D.	Aluminum	Steel
1/8"-27NPT	3/4"	ALL50740	ALL50750
1/4"-18NPT	7/8"	ALL50741	ALL50751
3/8"-18NPT	1"	ALL50742	ALL50752
1/2"-14NPT	1-1/4"	ALL50743	ALL50753
3/4"-14NPT	1-3/8"	ALL50744	ALL50754
1"-11-1/2NPT	1-5/8"	ALL50745	-



Male AN

Size	Thread	Flange		
		O.D.	Aluminum	Steel
-4AN	7/16"-20	3/4"	ALL50760	ALL50770
-6AN	9/16"-18	7/8"	ALL50761	ALL50771
-8AN	3/4"-16	1"	ALL50762	ALL50772
-10AN	7/8"-14	1-1/8"	ALL50763	ALL50773
-12AN	1-1/16"-12	1-3/8"	ALL50764	ALL50774
-16AN	1-5/16"-12	1-5/8"	ALL50765	ALL50775
-20AN	1-5/8"-12	1-3/4"	ALL50766	ALL50776




Female AN ORB

Size	Thread	O.D.	Aluminum
-4AN	7/16"-20	3/4"	ALL50780
-6AN	9/16"-18	7/8"	ALL50781
-8AN	3/4"-16	1"	ALL50782
-10AN	7/8"-14	1-1/8"	ALL50783
-12AN	1-1/16"-12	1-3/8"	ALL50784
-16AN	1-5/16"-12	1-5/8"	ALL50785



LS Cylinder Head Bolt Kits

LS head bolt kits are direct replacement OE style Torque-to-yield (TTY) head bolts which make them ideal for use on stock and mild performance rebuilds. Follow OEM torque sequence and specifications for proper installation.



NEW!

- ALL87004.....1997-2003 Gen III
- ALL87005.... 2004-06 Gen III (Fully-threaded)
- ALL87006.... 2004-2019 Gen III & IV

Chevy Cylinder Head Bolts

Original equipment Grade 8 cylinder head bolts are ideal for stock or budget performance rebuilds.



- ALL87000..... SB Chevy, 34-Pack
- ALL87002..... BB Chevy, 32-Pack

ALL87002

Head Dowel Pin Kits

Dowel pins are an often overlooked item when performing a rebuild or upgrading cylinder heads. Dowel pins keep gaskets in position and properly align cylinder heads to the engine block. Kits include four pins.



- ALL87020..... SB Chevy
- ALL87026..... BB Chevy
- ALL87024..... LS GM
- ALL87028..... SB Ford

Port And Polish Kit ALL11052

Kit includes an assortment of 60, 80 and 120 grit cartridge rolls for cleaning and modifying intake and exhaust ports to match gaskets, remove casting marks and for smoothing out runners. Two 1/4" mandrels are included with each kit.



Dykem Layout Fluid ALL12070

Apply layout fluid to the work surface to enhance visibility of scribes during fabrication. Blue fluid dries in minutes to a uniform, thin film without cracking or chipping. 4 oz. container has a built-in brush under cap. Not intended for use in set up of ring and pinion gear sets.



High Performance 11/32" Umbrella Valve Seals ALL90235

High quality umbrella style seal moves with valve and deflects oil away from valve guide area. Seals have an O.D. of .750" to fit under most stock or larger diameter valve springs and a .580" I.D. to clear valve guides on most engines. Seals require no machining for installation. Set of 16.



High Performance PTFE Valve Seals

Seals have spring loaded wipers for maximum oil control. Machining is required for most installations. Set of 16.



- ALL90240..... 11/32" Valve Seals, .620" Seal O.D., .531" Mach. Tool Guide O.D.
- ALL90241..... 11/32" Valve Seals, .600" Seal O.D., .500" Mach. Tool Guide O.D.
- ALL90242..... 3/8" Valve Seals, .620" Seal O.D., .531" Mach. Tool Guide O.D.
- ALL90244..... 5/16" Valve Seals, .620" Seal O.D., .531" Mach. Tool Guide O.D.

SB Chevy Rocker Arm Stud Kit ALL90230

Grade 8, 3/8"-24 original equipment style studs require a 7/16"-14 tapped hole in the head. Studs have a 2.375" overall length. Package of 8.



SB Chevy Flat Pushrod Guide Plate ALL90250

Guide plates are designed for 5/16" hardened pushrods and stabilize valvetrains using high lift camshafts and high pressure valve springs. Package of 8.



Valve Lash Wrenches


Allstar valve lash wrenches save precious time and make valve adjustment easy. No more fumbling with two separate wrenches. Available for Jesel, T&D and other poly-lock style rocker assemblies.



- ALL96400 7/16" Adjuster Wrench, 1/8" Allen Wrench, Jesel Assemblies
- ALL96401..... 1/2" Adjuster Wrench, 3/16" Allen Wrench, T&D Assemblies
- ALL96402..... 9/16" Adjuster Wrench, 3/16" And 7/32" Allen Wrenches, For Stud Girdle Assemblies
- ALL96403..... 5/8" Adjuster Wrench, 3/16" And 7/32" Allen Wrenches, Poly Lock

Intake Manifold Bolt Kit ALL87010

Grade 8, 12-point flange clear zinc bolts are 3/8" x 1-1/8" long to fit small block Chevys and Chrysler "A" and "B" engines where clearance is insufficient for standard hex head bolts. Sets of 12 include stainless washers.



SB Chevy "Ram Horn" Exhaust Manifolds


ALL34200

"Ram Horn" manifolds have increased exhaust flow over traditional manifolds and added steering shaft clearance. Ideal for street rods and classes requiring cast iron exhaust manifolds. Sold in pairs.



SB Chevy Header Gaskets

Durable reinforced steel core and graphite composite gaskets remain soft and pliable to conform to header and head surfaces, providing an excellent, long lasting seal. Sold each.



- ALL87260..... 1-5/8" Square Port (Stock)
- ALL87262..... 1-3/4" D-Port (Standard)
- ALL87264..... Spread Port (Staggered Bolt Pattern)
- ALL87266..... Crate Engines (Non LS/Fast Burn)
- ALL87268..... LS Series Engines (Excluding LS7)

Electric Exhaust Cutouts

Eliminate the need to manually uncap the exhaust. 12V Electric cut out bolts to a standard 3-bolt collector flange and uses a powerful geared motor to open and close a butterfly valve to direct exhaust. Sold each.



- ALL34230..... 3" Collector Pattern (3-7/8" B.C.)
- ALL34231..... 2-1/2" Collector Pattern (3-1/2" B.C.)

IMPORTANT! ALL34232 or ALL34233 harness (sold separately) is required for proper operation.

Related Parts

- ALL34232..... Single System Harness
- ALL34233..... Dual System Harness



O₂ Sensor Plug And Bung

Hard-to-find O₂ sensor fittings work in a variety of uses.

- ALL34150..... 18mm Sensor Plug
- ALL34152..... 18mm Sensor Bung, Angled
- ALL34153..... 18mm Sensor Bung, Straight



Swivel Exhaust Hanger **ALL34220**

Hanger swivels horizontally and vertically to simplify mounting in any position. Bolt or weld to chassis to support additional weight of mufflers, turndowns, etc. Steel strapping is 1/8" thick.



Header Wrap

Reduce under hood temperature while containing header tube heat for increased power. Fiberglass woven wrap is available in natural or black rolls.



1" Wide Rolls

- ALL34240..... Natural 15'
- ALL34241..... Natural 25'
- ALL34242..... Natural 50'
- ALL34243..... Natural 100'
- ALL34250..... Black 15'
- ALL34251..... Black 25'
- ALL34252..... Black 50'
- ALL34253..... Black 100'

2" Wide Rolls

- ALL34244..... Natural 15'
- ALL34245..... Natural 25'
- ALL34246..... Natural 50'
- ALL34247..... Natural 100'
- ALL34254..... Black 15'
- ALL34255..... Black 25'
- ALL34256..... Black 50'
- ALL34257..... Black 100'

Stainless Steel Cable Ties

- ALL34262..... 7-1/2" Long, Package of 8
- ALL34264..... 14-1/2" Long, Package of 4



Universal Heat Wrap

ALL34238

Heat resistant material measures 7" x 22", making it ideal for wrapping starter motor, or other components that are close to high heat areas. Wrap features a reflective material on one side to protect against radiant heat and includes two 24" long stainless steel tie wraps for securing material.



Replacement Part

- ALL34266..... 24" Stainless Steel Ladder Ties, 2-Pack

Exhaust Shields

Aluminum shields protect body panels from exhaust exiting through the passenger door and provide a clean, finished look from the outside, simplifying exhaust routing. Round shield I.D. is 6", commonly used for exiting one 5" diameter exhaust pipe. Oval shield I.D. is 5" x 9", commonly used for exiting two 3-1/2" diameter exhaust pipes.



- ALL34180..... Round Flange, 55 Degrees To Door
- ALL34181..... Round Flange, 90 Degrees To Door
- ALL34182..... Oval Flange, 55 Degrees To Door
- ALL34183..... Oval Flange, 90 Degrees To Door

Header Tab Kits

Weld to headers to hold slip-on collectors in place or use to retain primary tubes on adjustable headers. Kit includes two pairs of tabs, two bolts and two hex nuts. Two tabs are recommended to secure each collector. Tabs are .085" thick.



- ALL60039..... 3/4" Tall Tabs x 1-1/2" Long (When Combined 2-1/2" Long), 2-Pack
- ALL60040..... 1" Tall Tabs x 2-1/2" Long (When Combined 4" Long), 2-Pack




SB Chevy Gaskets



- Popular gaskets and gasket sets for most 1955 to 1985 SB Chevy engines.
- ALL87220.....Oil Pan Set, 1955-85*
 - ALL87240.....Front Of Engine Set
 - ALL87230.....Water Pump To Block
 - ALL87230-10..Water Pump To Block 10-Pack
 - ALL87231.....Thermostat Housing
 - ALL87231-10..Thermostat Housing 10-Pack
 - ALL87232.....Thermostat Housing With Steel Core (Cork)
 - ALL87232-10..Thermostat Housing With Steel Core (Cork) 10-Pack
 - ALL87236.....Fuel Pump
 - ALL87236-10..Fuel Pump 10-Pack
 - ALL87238.....Fuel Pump Plate
 - ALL87238-10..Fuel Pump Plate 10-Pack
 - ALL87250.....Distributor Gasket
 - ALL87250-10..Distributor Gasket 10-Pack
- *This set fits 1955-85 engines. Includes gaskets to work with LH or RH dipstick and includes thick and thin front pan seals.

Engine Covers

Covers protect engines during storage or transport. 1/8" thick polycarbonate material is formed to fit most small block Chevy applications. Short block cover fastens over cylinder head alignment dowels. Manifold cover is designed to replace manifolds with stock port locations and bolt pattern.




Fogging Oil ALL78220

Spray aerosol lubricant (with special additives) into the intake and spark plug holes to coat and lubricate the cylinders, valves and valve seats. Prevents horsepower-robbing corrosion and eliminates scuffing at start-up after periods of storage. May be used in all 2- or 4-cycle, carbureted or fuel injected gasoline engines in cars, trucks, motorhomes, ATV's, etc. Sold in a 12 oz. can.



Ground Shipment Only

Carburetor Gaskets



- ALL87200..... 4150 Open
- ALL87202..... 4150 4-Hole
- ALL87204..... 4412 2-Hole, 2bbl.
- ALL87206..... 4500 Open, Dominator

SB Chevy Aluminum Exhaust Block Off Plates



Aluminum block off plates seal standard and spread port SB Chevy exhaust ports during engine storage or repairs. Plates protect against moisture, dust and dirt.

- ALL34210..... Standard, Individual Plates, 1/8"
- ALL34212..... Standard, 1-Piece Design, 1/16"
- ALL34214..... Spread Port, 1-Piece Design, 1/16"

Engine Cover ALL26234

Water-repellent cover with bottom draw string is perfect for storage or transportation. 32" long x 23" wide x 28" tall.



SB Chevy Plastic Exhaust Block Off Plates

One-piece design 1/4" thick block off plates seal exhaust ports during engine storage or repairs. Plates protect against moisture, dust and dirt. Sold in pairs.



- ALL34213..... Standard 23°
- ALL34215..... Spread Port And Dart (Excluding 23°)
- ALL34217..... SB2



Fred Ryland

Engine Cradles

Engine cradles are available in standard duty or heavy duty, both with provisions for mounting wheels and are made of 1" square tubing with black powder coating. All cradles are for V8 engines, include Grade 5 fasteners and may be easily disassembled for storage. Standard duty cradles accept wheel kits with 3/8" studs. Heavy duty cradles accept wheel kits with 1/2" studs. Wheel kits sold separately.



ALL10130

Accepts Bolt-On Wheel Kits

Standard Duty Cradles

- ALL10130..... SB and BB Chevy
- ALL10138..... GM LS Series
- ALL10145..... SB Ford**
- ALL10147..... SB Ford Modular/Coyote
- ALL10150..... SB Mopar
- ALL10151..... Hemi (5.7 And 6.1)



Standard Duty Wheel Mount

Heavy Duty Cradles

- ALL10132..... SB and BB Chevy
- ALL10139..... GM LS Series
- ALL10142..... Oldsmobile
- ALL10144..... Pontiac
- ALL10148..... SB Ford**
- ALL10149..... SB Ford Modular/Coyote
- ALL10152..... SB Mopar
- ALL10154..... BB Ford
- ALL10156..... BB Mopar



Heavy Duty Wheel Mount

**Designed to work with stock and most aftermarket blocks including Dart, World, and Ford Boss with ribbed engine mount bosses and bulged water jackets.

Caster Wheel Kits

Hard rubber wheel kits may be mounted to Allstar engine cradles ALL10130 thru ALL10159. Kits are also available with locking wheels, ideal for storing spare engines in trailer. Standard duty kits feature 3/8" studs and heavy duty models use 1/2" studs. Four wheels per kit.



- ALL10162..... Std. Duty 3" Dia. Kit
- ALL10163..... Std. Duty 3" Dia. With Locking Kit
- ALL10164..... Heavy Duty 3" Dia. Kit
- ALL10165..... Heavy Duty 3" Dia. With Locking Kit
- ALL10166..... Heavy Duty 5" Dia. Kit

SB/BB Chevy Engine Cradle

ALL10172

A quality cradle for small block and big block Chevrolet engines. Casters included.



SB/BB Chevy Economy Engine Cradle

ALL10171

Cradle is great for storing or transporting engines safely. Designed to fit small and big block Chevrolet engines, cradle is fully welded from 1" square tubing and powder coated black. Cradle has provisions for mounting our standard duty wheel kits with 3/8" wheel studs.



SB Chevy Two-Piece Engine Stand

ALL10157

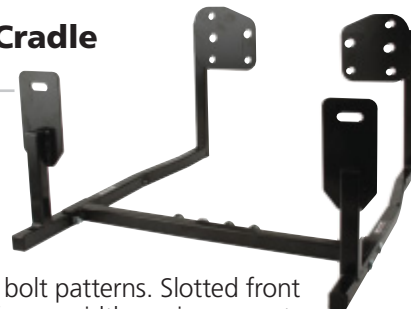
Two-piece engine stand constructed from 1" x 2" steel tubing is specially designed to clear most oversized dry sump oil pans with up to a 9" deep sump. Stand includes six 3/8" x 1" grade 5 bolts and accepts wheel kits with 3/8" studs.



Sprint Engine Cradle

ALL10159

Cradle bolts to most stock type and aftermarket SB Chevy blocks, including narrow pattern lightweight and standard bell housing bolt patterns. Slotted front mounts accept most frame width engine mounts. Provisions for standard wheel kits are positioned to support complete engines with attached radiators.



Engine Lift Handles **ALL10136**

Need to move a spare motor when an engine hoist isn't the solution? These machined aluminum 4" long sure grip handles will thread into any engine block or cylinder head with 3/8"-16 coarse thread holes. Package of 4.



Bellhousing Dowel Pins

Steel dowel pins are approximately 1/2" longer than stock pins and are required when running an engine mid-plate, rear motor mounts or an aftermarket bellhousing. Pins fit most GM blocks and are sold in pairs.

- ALL38150..... Solid Pins
- ALL38152..... Hollow Pins



ALL38152

Motor Plates


Motor plates are used to replace the front motor mounts allowing relocation of the engine in the chassis, including lowering or when moving the engine back in the chassis. Plates prevent engine movement and reinforce the front suspension for better handling and increased reaction times. Fabricated from 1/4" thick 6061-T6 aluminum, motor plates are often trimmed to fit the chassis or frame mounts. Plates are machined for a perfect fit to mount between the water pump and engine block.

ALL38120 SB Chevy 10" x 36"
 ALL38124 BB Chevy 12" x 36"



Universal Engine Mid-Plates

Universal plates are positioned between the engine and transmission to provide a mid-engine mounting location and help stiffen the chassis. These mid plates are great for drag racing and street cars, allowing easier engine or transmission removal, and installation of engine/transmission into almost any chassis. Plates fit most GM V8 applications and measure 15"H x 29"W.



ALL38121 Steel (.090")
 ALL38122 Aluminum (.250")

Engine Mid-Plates

Aluminum mid-plates are 1/4" thick 6061 aluminum, black powder coated and profiled to keep weight at a minimum (less than 4 pounds) without compromising strength or durability. Unique, dual mounting holes (unless specified otherwise) allow engine to be raised 1" in chassis.



- ALL38131* ... SB Chevy, 5/8", Pierce/Bandit Chassis
- ALL38132 SB Chevy, 5/8", Pierce/Bandit Chassis
- ALL38133 SB Ford, 5/8", Pierce/Bandit Chassis
- ALL38134 SB Chevy, 1-1/8", Pierce LM, Barry Wright Chassis
- ALL38135 SB Chevy, 1-1/2", Mastersbilt Chassis
- ALL38136 SB Chevy, 2", Rayburn Chassis
- ALL38138 SB Chevy/SB Ford, 2-5/8", Rocket Chassis
- ALL38139 SB Chevy/SB Ford, Shaw Chassis

*Only one set of mounting holes

CT525 Motor Mounts

ALL38085

Steel mounts allow a CT525 crate or other LS series engine to fit in most circle track cars. Slots are 1" wide and can be used in standard or 1" setback locations. Sold as a pair.



Standard Chevy Front Motor Mounts

Mounts are designed for fabricated chassis or stock chassis that have fabricated motor mounts attached to the frame. Solid style mounts bolt in place of stock motor mounts on standard Chevy engines and features a frame mounting hole that is centered on the original mounting location. Frame mounting holes are designed for 1/2" fasteners and slotted for a universal fit in many applications. Sold each.

ALL38100 Steel
 ALL38098 Aluminum



Offset Chevy Front Motor Mounts

Mounts are designed for fabricated chassis or stock chassis that have fabricated motor mounts attached to the frame. Solid style mounts bolt in place of stock motor mounts on standard Chevy engines and features a frame mounting hole that is offset to the original mounting location. Frame mounting holes are designed for 1/2" fasteners and slotted for a universal fit in many applications. Sold in pairs.


ALL38108 1" Offset
 ALL38109 2" Offset
 ALL38110 3-3/8" Offset



Chevy Rear Motor Mounts

Solid style mounts bolt between the engine and transmission of most Chevy V8's creating a middle support. Unwelded version allows tab to be installed in any location. Commonly used with solid front motor mounts. Extended bellhousing dowel pins recommended, extended pilot bearings or other spacers may be required.

ALL38101 Welded
 ALL38102 Unwelded Universal Kit



Chevy Raised Motor Mounts

Use these mounts to raise the engine in the chassis instead of spacers and longer bolts. Use when changing from a dry sump to a wet sump engine or when extra clearance is required. 1" or 1-1/2" raised steel mounts are 1/4" thick and slotted for easy installation. Mounts are sold each.

ALL38060 Front, Raised 1"
 ALL38061 Front, Raised 1-1/2"
 ALL38064 Rear, Raised 1"
 ALL38065 Rear, Raised 1-1/2"



Ford Motor Mounts

Steel mounts have been updated and now fit the newer and original 302-351W small blocks. Sold in pairs.

ALL38112 Rear Motor Mounts
 ALL38113 Front Motor Mounts



GM Motor Mount Kit

ALL38082

Bolt-in steel mounts for GM metric chassis bolt to crossmember and accept Allstar steel motor mounts (ALL38100). A "captured" 1/2"-13 nut eases engine installation. Sold in pairs.



Motor Mount Spacers

Aluminum spacers are profiled for weight reduction and are 1-1/2" O.D. x 1/2" I.D. Use with pedestal style engine mounts. Sold each.

ALL18620 1/4"

ALL18621 1/2"

ALL18622 1"

ALL18623 1-1/2"

ALL18624 2"



High Vibration Motor Mount Spacer Kit (Big Bar Soft Spring Cars)

ALL18626


Ever wonder what happens to many race car components when you continually bottom out your chassis? Spacers are made from a unique material that won't let your engine vibrate around under normal conditions yet will give some when you bottom out, making life a little easier on your engine and driveline components. Spacers are 1/4" thick, 1-1/2" O.D. with a 1/2" hole. Set of two.



LS Motor Mount Adapters

ALL38084

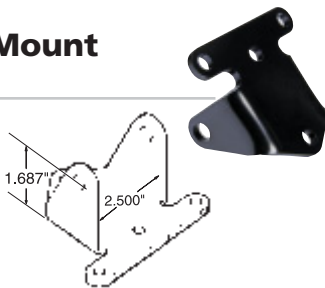
Adapters allow bolting an early GM 3-bolt motor mount to the late model LS style block with a 4-bolt pattern. Adapters place the early mount in approximately the same location as found on the original SB/BB Chevy engines and also features optional holes for moving the engine forward up to 2-1/4" for additional firewall clearance. Sold in pairs and includes mounting hardware.



Chevy Solid Motor Mount

ALL38080

Solid motor mount is 1/4" thick steel and replaces stock Chevy rubber mount to eliminate torque loss and prevent engine movement. Sold each.



Chevy Motor Mount Pads ALL38090

Steel pads are 1/4" thick and traditionally used as shims to gain extra oil pan or header clearance. May also be used for building custom motor mounts or engine stands. Sold in pairs.



GM Motor Mount ALL38114

Replacement stock mount for most GM engines. Mount bolts to chassis.

Fits:

1970-88 Monte Carlo

1970-87 El Camino

1971-92 Camaro

1977-87 Regal

1970-73 Chevelle

1973-87 Cutlass

1974-83 Malibu

1970-79 Nova

1970-85 Impala



GM Motor Mount ALL38115

Replacement stock mount for most GM V-6 engines. Mount bolts to chassis. Designed to work with metal shell type mount bolt to engine.



Ford Motor Mount ALL38116

Replacement rubber mount for Allstar Ford Ranger V8 conversion kit. Mount bolts to the engine.



Chevrolet/GM V8 Engine Conversion Kits

Conversion kits are a good starting point when installing a small block Chevy/TH350 transmission combination into most 1982-up S-10, S-15, Jimmy or Blazer. Additional components and fabrication will be required depending on engine and application.



ALL38250 2WD Conversion Kit Includes:

- Engine Mount Set
- Engine Mounts
- Headers

ALL38251 2WD Conversion Kit Includes:

- Engine Mount Set
- Engine Mounts
- Headers
- Radiator

Ford V8 Engine Conversion Kit ALL38200

Conversion kits are a good starting point when installing a 289/302 with a C-4 transmission combination into a 1982-97 2WD Ranger. Additional components and fabrication will be required, depending on engine and application.



Kit Includes:

- Engine Mount Adapter Set
- Filter Adapter
- Radiator
- Headers
- Oil Pump Pick-Up Tube
- Engine Mounts
- Oil Pan

3/16" Small Head Economy Rivets

Small head rivets have a 3/8" O.D. head and packaged 250 per box.



Color	Steel Mandrel	Aluminum Mandrel	Grip Range
Silver	ALL18000	ALL18040	1/4" To 3/8"
White	ALL18001	-	1/4" To 3/8"
Red	ALL18002	-	1/4" To 3/8"
Black	ALL18003	-	1/4" To 3/8"
Blue	ALL18004	-	1/4" To 3/8"
Orange	ALL18005	-	1/4" To 3/8"
Yellow	ALL18006	-	1/4" To 3/8"
Silver	ALL18020	-	5/8" To 3/4"
White	ALL18021	-	5/8" To 3/4"
Red	ALL18022	-	5/8" To 3/4"
Black	ALL18023	-	5/8" To 3/4"

3/16" Small Head Rivets

Small head rivets have a 3/8" O.D. head and packaged 250 per box.



Color	Steel Mandrel	Aluminum Mandrel	Grip Range
Silver	ALL18101	ALL18107	1/8" To 1/4"
Silver	ALL18103	ALL18109	1/4" To 3/8"
Silver	ALL18105	-	3/8" To 1/2"
White	ALL18114	ALL18116	1/4" To 3/8"
Red	ALL18120	ALL18122	1/4" To 3/8"
Black	ALL18126	ALL18128	1/4" To 3/8"
Pepsi Blue	ALL18132	-	1/4" To 3/8"
Chevron Blue	ALL18134	ALL18135	1/4" To 3/8"
Orange	ALL18136	ALL18137	1/4" To 3/8"
Yellow	ALL18138	ALL18139	1/4" To 3/8"

3/16" Large Head Economy Rivets

Large head rivets have a 5/8" O.D. head and packaged 250 per box.



Color	Steel Mandrel	Aluminum Mandrel	Grip Range
Silver	ALL18010	ALL18050	1/4" To 3/8"
White	ALL18011	ALL18051	1/4" To 3/8"
Red	ALL18012	ALL18052	1/4" To 3/8"
Black	ALL18013	ALL18053	1/4" To 3/8"
Blue	ALL18014	ALL18054	1/4" To 3/8"
Orange	ALL18015	-	1/4" To 3/8"
Yellow	ALL18016	ALL18056	1/4" To 3/8"
Silver	ALL18030	-	5/8" To 3/4"
White	ALL18031	-	5/8" To 3/4"
Red	ALL18032	-	5/8" To 3/4"
Black	ALL18033	-	5/8" To 3/4"

3/16" Large Head Rivets

Large head rivets have a 5/8" O.D. head and packaged 250 per box.



Color	Steel Mandrel	Aluminum Mandrel	Grip Range
Silver	ALL18141	ALL18149	1/8" To 1/4"
Silver	ALL18143	ALL18151	1/4" To 3/8"
Silver	ALL18145†	-	3/8" To 1/2"
Silver	ALL18147	ALL18153	3/8" To 1/2"
White	ALL18156	ALL18158	1/4" To 3/8"
Red	ALL18162	ALL18164	1/4" To 3/8"
Black	ALL18168	ALL18170	1/4" To 3/8"
Pepsi Blue	ALL18174	ALL18175	1/4" To 3/8"
Chevron Blue	ALL18176	ALL18177	1/4" To 3/8"
Orange	ALL18178	ALL18179	1/4" To 3/8"
Yellow	ALL18180	ALL18181	1/4" To 3/8"

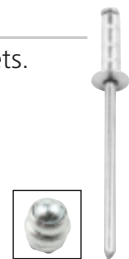
†Box of 3,000 rivets

3/16" Multi Grip Rivets

Multi grip style rivets have a ribbed body that draws panels together tighter than standard smooth body rivets. Select proper grip range and use with 13/64" drill bit for best results. Box of 250.

Color	Steel Mandrel	Aluminum Mandrel	Head Size	Grip Range
Silver	ALL18110	-	Sm. (3/8")	3/16" To 3/8"
Silver	ALL18090	ALL18070	Med. (1/2")	1/16" To 3/8"
Silver	ALL18086	ALL18074	Med. (1/2")	1/16" To 5/8"
Silver	ALL18094	-	Lg. (9/16")	1/16" To 3/8"
Silver	ALL18093*	-	Lg. (9/16")	1/16" To 3/4"
White	ALL18092	-	Med. (1/2")	1/16" To 3/8"
White	ALL18096	-	Lg. (9/16")	1/16" To 3/8"
Black	ALL18091	ALL18071	Med. (1/2")	1/16" To 3/8"
Black	ALL18087	ALL18075	Med. (1/2")	1/16" To 5/8"
Black	ALL18095	-	Lg. (9/16")	1/16" To 3/8"
Black	ALL18097*	-	Lg. (9/16")	1/16" To 3/4"

***NEW!**



3/16" Tri-Fold Rivets

Tri-fold rivets have a perforated body that opens and expands to create a large backside surface area, eliminating the need for backer washers. Use a 13/64" drill bit for best results. Box of 250.

Color	Steel Mandrel	Aluminum Mandrel	Head Size	Grip Range
Silver	-	ALL18184	Sm. (3/8")	1/8" To 3/8"
Silver	-	ALL18183	Med. (1/2")	1/8" To 3/8"
Silver	ALL18185	-	Med. (1/2")	1/8" To 1/2"
Silver	-	ALL18060	Lg. (5/8")	1/8" To 3/8"
White	-	ALL18080	Sm. (3/8")	1/8" To 3/8"
White	-	ALL18188	Med. (1/2")	1/8" To 3/8"
White	-	ALL18061	Lg. (5/8")	1/8" To 3/8"
Red	-	ALL18081	Sm. (3/8")	1/8" To 3/8"
Red	-	ALL18189	Med. (1/2")	1/8" To 3/8"
Red	-	ALL18062	Lg. (5/8")	1/8" To 3/8"
Black	-	ALL18082	Sm. (3/8")	1/8" To 3/8"
Black	-	ALL18187	Med. (1/2")	1/8" To 3/8"
Black	-	ALL18063	Lg. (5/8")	1/8" To 3/8"
Chevron Blue	-	ALL18083	Sm. (3/8")	1/8" To 3/8"
Orange	-	ALL18084	Sm. (3/8")	1/8" To 3/8"
Yellow	-	ALL18085	Sm. (3/8")	1/8" To 3/8"



Cleco Pin Fastener Kits

Cleco pins are reusable and easily make a temporary connection between pieces of sheet metal during fitting. Pins will work with thicknesses up to 1/4". Kits include pliers and 10 pins.

ALL18221 Kit With 1/8" Pins
ALL18225 Kit With 3/16" Pins



Pin Type Cleco Fasteners

Cleco pins permit quick, easy installation and removal of sheet metal during fitting. Pins work with thicknesses up to 1/4".

1/8" Dia. Pins
ALL18222 10-Pack
ALL18223 25-Pack
ALL18224 100-Pack

3/16" Dia. Pins
ALL18226 10-Pack
ALL18227 25-Pack
ALL18228 100-Pack



TECH TIP

Drill holes one drill size smaller than the Cleco pin size to assure a tight fit.

Cleco Pliers **ALL18220**

Unique tool readily installs and removes Cleco fasteners.



Clamp Type Cleco Fastener

ALL18230

A very strong spring clamp to hold pieces together when drilling is not an option. The smooth throat prevents paint damage and is 1" deep, with a maximum clamping range of 1/2".



1/8" Rivets

Color	Stainless Steel Mandrel	Aluminum Mandrel	Qty	Grip Range
Silver	-	ALL18190	500	1/8" to 1/4"
Silver	-	ALL18191	25	1/8" to 1/4"
Silver	-	ALL18192	500	1/4" to 3/8"
Silver	-	ALL18194	25	1/4" to 3/8"
Black NEW!	-	ALL18193	500	1/8" to 1/4"
Black NEW!	-	ALL18195	500	1/4" to 3/8"
Stainless Steel*	ALL18196	-	500	1/8" to 1/4"
Stainless Steel*	ALL18197	-	25	1"

*Stainless steel body and mandrel.



1/8" Multi-Grip Rivets

Multi grip style rivets have a ribbed body that draws panels together tighter than standard smooth body rivets. Rivets feature steel mandrels, a 1/8" to 3/8" grip range and are sold in 250-piece boxes.

ALL18198 Silver
 ALL18098 Black **NEW!**



1/8" Flange Tri-Fold Rivets

Tri-fold rivets have a perforated body that opens and expands to create a large backside surface area, eliminating the need for backer washers. Rivets feature aluminum mandrels, a 1/8" to 3/8" grip range and are sold in 100-piece boxes.

ALL18199 Silver
 ALL18099 Black **NEW!**



Back-Up Washers

Back-up washers provide added strength when fastening panels together or when resealing damaged panels.



Part No.	I.D.	O.D.	Pkg. Qty.
Aluminum			
ALL18200	1/8"	3/8"	500
ALL18202	3/16"	1/2"	500
Steel			
ALL18215	3/16"	1"	100

Double Ended Drill Bits

Double ended bits are basically two bits in one. Convenient bit can be flipped around for a fresh sharp bit when drilling panels for Cleco fasteners or rivets. Package of 6.

ALL18201 1/8"
 ALL18204 3/16"



13/64" Drill Bits ALL18203

Drill bit is for flange rivets. High speed steel bits have black oxide finishes and self centering tips. Flute length: 1-3/16", overall length: 2-1/4". Package of 2.



Step Drill Sets

Drill multiple size holes with one bit. Drill sheet metal and aluminum without deforming or distorting. Bits start on contact, deburr, and chamfer while drilling, and do not require a center punch. Titanium nitride coated high speed steel. 1/4" shank.



ALL11041

ALL11040 (3-Piece Set)

Drill Bit	Sizes
Six Step	3/16", 1/4", 5/16", 3/8", 7/16", 1/2"
Nine Step	1/4", 5/16", 3/8", 7/16", 1/2", 9/16", 5/8", 11/16", 3/4"
Thirteen Step	1/8", 5/32", 3/16", 7/32", 1/4", 9/32", 5/16", 11/32", 3/8", 13/32", 7/16", 15/32", 1/2"

ALL11041 (2-Piece Set)

Drill Bit	Sizes
Eleven Step	1/4", 25/64", 35/64", 11/16", 13/16", 7/8", 1", 1-1/8", 1-7/32", 1-1/4", 1-3/8"
Twelve Step	3/16", 1/4", 5/16", 3/8", 7/16", 1/2", 9/16", 5/8", 11/16", 3/4", 13/16", 7/8"

Air Rivet Gun ALL18210

Durable air riveter speeds up assembly and quickly fastens steel or aluminum rivets into various materials. Includes nose pieces for 3/32", 1/8", 5/32" and 3/16" rivets.



Deluxe Air Rivet Gun ALL18207

Heavy duty air rivet gun can be used with steel or aluminum rivets from 3/32" to 3/16".



Replacement Part

ALL18209 Replacement Jaws for ALL18207

Hand Rivet Gun ALL18206

Includes interchangeable nose-pieces for 3/32", 1/8", 5/32", and 3/16" diameter rivets.



Rivet Gun Adapter For Cordless Drill ALL18205

Adapter is for reversible cordless drills and greatly speeds up the installation of "blind" rivets commonly used when building race car bodies. Tool is a real hand and time saver compared to hand operated rivet guns, and is designed for use with all rivets up to 3/16", including 3/16" aluminum mandrel rivets, but not recommended for 3/16" steel mandrel rivets. Adapter includes nosepieces for installing 3/32", 1/8", 5/32" and 3/16" rivets.



Nylon Tie Wraps

Secure electrical wiring, gauge lines and roll bar padding. 100 per bag. Available in black, natural, red, blue, yellow and purple nylon.



Black

- ALL14120 3-3/4"
- ALL14122 6"
- ALL14123 7-1/4"
- ALL14124 11-1/4"
- ALL14125 14-1/4"

Natural

- ALL14130 3-3/4"
- ALL14132 6"
- ALL14133 7-1/4"
- ALL14134 11-1/4"
- ALL14135 14-1/4"

Red

- ALL14126 7-1/4"
- ALL14127 14-1/4"

Blue

- ALL14128 7-1/4"
- ALL14129 14-1/4"

Yellow

- ALL14136 7-1/4"
- ALL14137 14-1/4"

Purple

- ALL14138 7-1/4"
- ALL14139 14-1/4"

Heavy Duty Nylon Tie Wraps

Heavy duty black nylon ties are ideal for emergency repairs and applications that require a secure attachment.

- ALL14380 8", 25-Pack
- ALL14381 14", 25-Pack
- ALL14383 21", 10-Pack
- ALL14385 36", 10-Pack



Nylon Flush Fit Tie Wraps

Flush fit design ties have the excess portion of the tie exit in the same direction as the original tie, helping to eliminate the protruding sharp portion remaining as found in standard ties. Package of 100.

- ALL14395 8" Long
- ALL14396 11" Long



Nylon Tie Wraps With Mounting Holes

Built-in tab with mounting hole to easily secure wiring harnesses, hoses or cables to a panel with rivets or other fasteners. Package of 25.

- ALL14390 8" With #10 Hole
- ALL14391 11" With #10 Hole
- ALL14392 14" With 1/4" Hole



Earl Pearson, Jr.

Photo: Marcus Berglund

Tie Wrap Tool ALL11005

Tired of cuts from nylon tie wraps that have been trimmed with standard wire cutters? This tool does a great job of drawing nylon ties tight around bundles of wires or cables in tight areas and easily cuts flush with a twist of the wrist. ABS constructed tool has steel cutting blades and works with common size nylon wire ties.



Stainless Steel Tie Wraps

Stainless steel ties are an excellent choice when securing header wrap to exhaust tubes or similar applications when nylon wraps won't stand up to the heat! Rust and corrosion resistant cable ties are T-304 stainless.

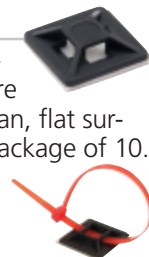
- ALL34262 7-1/2" Long, Package of 8
- ALL34264 14-1/2" Long, Package of 4



Tie Wrap Mounting Bases

Self-adhesive mounting bases provide a location for attaching standard tie wraps to secure wiring, cables and hoses. Bases mount to clean, flat surfaces and accept 75# and smaller wire ties. Package of 10.

- ALL14116 3/4" x 3/4" Mounting Base
- ALL14117 1-1/8" x 1-1/8" Mounting Base



Safety Wire Twister Pliers

ALL10120

Never lose another race because of loose bolts. Rugged pliers have an end bearing for smoother, faster twisting, especially in tight areas where a second pull is needed.



Safety Wire ALL10121

Stainless steel wire is .032" dia., 1 lb. spool.



Safety Wire Drill Fixture

ALL10122

Accurately drill holes in fasteners, allowing them to be mechanically locked in place with safety wire. Fixture accommodates most 3/16", 1/4", 5/16", 3/8", 7/16", 1/2" and 5/8" socket head and hex head fasteners. Guide bolt tightens against fastener, holding it secure for drilling. Fixture includes two guide bolts and two 1/16" drill bits conveniently stored within the fixture.



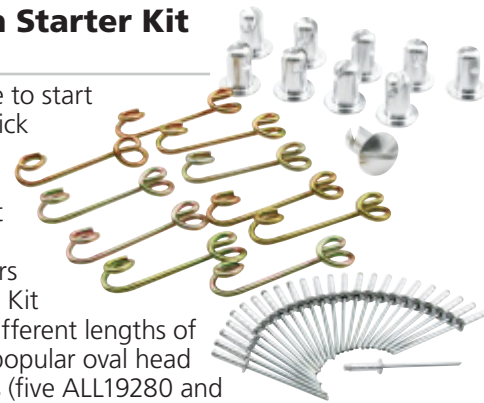
Replacement Part

- ALL99102 Replacement Drill Bits, 2-Pack

Quick Turn Starter Kit

ALL19410

Not sure where to start when using quick turn fasteners? Use this kit as a starting point to determine correct fasteners for application. Kit includes two different lengths of Allstar's most popular oval head 7/16" fasteners (five ALL19280 and five ALL19286), ten ALL19330 springs and twenty-five multi-grip rivets.



Oval Head Aluminum T-30 Torx Fasteners

	10-Pack	50-Pack
7/16"		
.500" Long, Silver	ALL19071	ALL19072
.500" Long, Black	ALL19073	ALL19074
.550" Long, Silver	ALL19075	ALL19076
.550" Long, Black	ALL19077	ALL19078

NEW!



Winged Head Fasteners

	10-Pack	50-Pack
7/16"		
.400" Long, Steel	ALL19236	ALL19238
.500" Long, Steel	ALL19240	ALL19242
.550" Long, Steel	ALL19250	ALL19252



Oversized Oval Head Fasteners

	10-Pack	50-Pack
7/16"		
.500" Long, Steel	ALL19221	ALL19223
.500" Long, Aluminum	ALL19287	ALL19289



Oversized Oval Head Aluminum Allen Fasteners

	10-Pack	50-Pack
7/16"		
.500" Long, Black	ALL19178	ALL19179
.500" Long, Silver NEW!	ALL19180	ALL19181



Flush Head Fasteners

	10-Pack	50-Pack
5/16"		
.500" Long, Steel	ALL19186	ALL19188
.500" Long, Aluminum	ALL19256	ALL19258
7/16"		
.400" Long, Steel	ALL19190	ALL19192
.500" Long, Steel	ALL19200	ALL19202
.550" Long, Steel	ALL19210	ALL19212
.400" Long, Aluminum	ALL19260	ALL19262
.500" Long, Aluminum	ALL19266	ALL19268
.550" Long, Aluminum	ALL19270	ALL19272



Flush Head Allen Fasteners

	10-Pack	50-Pack
7/16"		
.500" Long, Steel	ALL19142	ALL19143
.550" Long, Steel	ALL19144	ALL19145



Oval Head Fasteners

	10-Pack	50-Pack
1/4"		
.400" Long, Steel	ALL19211	ALL19213
5/16"		
.500" Long, Steel	ALL19214	ALL19215
.500" Long, Aluminum	ALL19276	ALL19278
7/16"		
.400" Long, Steel	ALL19216	ALL19218
.500" Long, Steel	ALL19220	ALL19222
.550" Long, Steel	ALL19230	ALL19232
.400" Long, Aluminum	ALL19280	ALL19282
.500" Long, Aluminum	ALL19286	ALL19288
.550" Long, Aluminum	ALL19290	ALL19292



Body Reinforcing Plates

Plates help protect fiberglass and aluminum panels from cracking when using 7/16" quick turn fasteners. Stainless steel plates are precision stamped with a strengthening border, attach with 1/8" rivets, and measure 2" wide x 1" tall.

- ALL18985 Natural, 10-Pack
- ALL18985-50 Natural, 50-Pack
- ALL18986 Black, 10-Pack
- ALL18986-50 Black, 50-Pack



Quick Turn Wrench ALL19400

The Allstar quick turn fastener wrench fits slot head fasteners and reduces the risk of body panel or fastener damage when using screwdrivers for loosening or tightening. Features a non-slip handle.



Oval Head Allen Fasteners

	10-Pack	50-Pack
5/16"		
.500" Long, Steel	ALL19152	ALL19153
.550" Long, Steel	ALL19154	ALL19155
7/16"		
.500" Long, Steel	ALL19162	ALL19163
.550" Long, Steel	ALL19164	ALL19165
.500" Long, Aluminum	ALL19172	ALL19173
.500" Long, Aluminum*	ALL19176	ALL19177



Dave Adkins

Photo: Chris Simmons

Flush Head Self-Ejecting Fasteners



	10-Pack	50-Pack
5/16"		
.400" Long, Steel	ALL18990	ALL18992
.450" Long, Steel	ALL18996	ALL18998
.500" Long, Steel	ALL19000	ALL19002
.550" Long, Steel	ALL19006	ALL19008
.650" Long, Steel	ALL19010	ALL19012
7/16"		
.500" Long, Steel	ALL19100	ALL19102
.550" Long, Steel	ALL19110	ALL19112

Mounting Brackets For 1" Springs (.0625" Thick)




Description	10-Pack	50-Pack
Weld-on, Lightweight	ALL19364	ALL19366
Weld-on Lightweight w/.250" Spring	ALL19365	ALL19367
Weld-on	ALL19340	ALL19342
Weld-on w/ALL19300 Spring	ALL19350	ALL19352

Flush Head Self-Ejecting Allen Fasteners



	10-Pack	50-Pack
5/16"		
.500" Long, Steel	ALL19130	ALL19131
.550" Long, Steel	ALL19132	ALL19133
7/16"		
.500" Long, Steel	ALL19136	ALL19137
.550" Long, Steel	ALL19138	ALL19139

Mounting Brackets For 1" And 1-3/8" Springs (.0625" Thick)



Description	10-Pack	50-Pack
Weld-on, Lightweight (For 1-3/8" Spring Only)	ALL19360	ALL19362
Weld-on, Lightweight w/.375" Spring	ALL19361	ALL19363
Weld-on LH	ALL19380	ALL19382
Weld-on RH	ALL19384	ALL19386
Rivet-on LH	ALL19390	ALL19392
Rivet-on RH	ALL19394	ALL19396

Winged Head Self-Ejecting Fasteners



	10-Pack	50-Pack
5/16"		
.400" Long, Steel	ALL19040	ALL19042
.450" Long, Steel	ALL19046	ALL19048
.500" Long, Steel	ALL19050	ALL19052
.550" Long, Steel	ALL19056	ALL19058
.650" Long, Steel	ALL19060	ALL19062
7/16"		
.500" Long, Steel	ALL19064	ALL19066
.650" Long, Steel	ALL19068	ALL19070

Transfer Punches

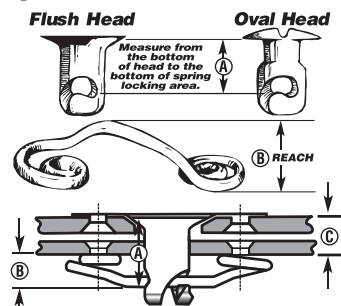


For use with quick turn fasteners, place transfer punch in a weld plate or body panel. Position panel over top of punch and lightly tap with a hammer to leave a mark on the panel where hole is to be drilled.

ALL19402 For 5/16" Fasteners
 ALL19403 For 7/16" Fasteners

TECH TIP

Quick Turn Fastener Measurement Guidelines



To find (A) Fastener Length, add together (B) Spring Reach and (C) Material Thickness (including bracket if applicable). $A=B+C$

Quick Turn Fastener Selection

- Determine the total thickness of the panels being joined, including mounting brackets and the space between the panels, if any.
- Select the proper body length and spring height combination that provides the proper thickness range.

Part No. & (B)	(A) .400"	.450"	.500"	.550"	.600"
1" Springs (C) Total Material Thickness Range					
ALL19300 .250"	.165"-.200"	.215"-.250"	.265"-.300"	.315"-.350"	.365"-.400"
ALL19310 .325"	.098"-.133"	.148"-.183"	.198"-.233"	.248"-.283"	.348"-.383"
1-3/8" Springs (C) Total Material Thickness Range					
ALL19320 .325"	.105"-.148"	.155"-.198"	.205"-.248"	.255"-.298"	.355"-.398"
ALL19330 .375"	.055"-.098"	.105"-.148"	.155"-.198"	.205"-.248"	.305"-.348"
ALL19336 .425"	.005"-.048"	.055"-.098"	.105"-.148"	.155"-.198"	.255"-.298"



Quick Turn Springs



	10-Pack	50-Pack
1-3/8" (.090" Wire Diameter)		
.325" Reach	ALL19320	ALL19322
.375" Reach	ALL19330	ALL19332
.425" Reach	ALL19336	ALL19338
1" (.080" Wire Diameter)		
.250" Reach	ALL19300	ALL19302
.325" Reach	ALL19310	ALL19312
3/4" (.062" Wire Diameter)		
.200" Reach	ALL19296	ALL19298

Quick Turn Spring Fixture

Accurately drill panels when installing quick turn fastener springs. Start with a 1/4" center hole and use the fixture to locate and drill 1/8" holes for mounting the springs. Size listed is spring center-to-center distance.



- ALL19406 Fixture For 3/4" Spring
- ALL19407 Fixture For 1" Spring
- ALL19408 Fixture For 1-3/8" Spring

Quick Turn Spring Adjuster

ALL19405

This tool is a must when adjusting tension of quick turn springs. Simply turn knob on adjuster to evenly pull or push spring without kinking or breaking spring.



Clamp-On Quick Turn Fastener Brackets

These cool brackets allow you to clamp a quick turn bracket to round tubing. Allows a flush mount bracket behind a panel without grinding your powder coat. Designed for use with 1-3/8" quick turn springs, insert plates or threaded nut inserts. Black anodized.



- ALL19430 1"
- ALL19431 1-1/4"
- ALL19432 1-3/8"
- ALL19433 1-1/2"
- ALL19434 1-5/8"
- ALL19435 1-3/4"

Related Components

- ALL19330 Quick Turn Spring 1-3/8" (Most Popular)
- ALL19422 Quick Turn Insert Plate, 1/4"- 20 Thread
- ALL18547 Threaded Nut Insert, Steel, 1/4"- 20 Thread
- ALL18548 Threaded Nut Insert, Aluminum, 1/4"- 20 Thread



Quick Turn Fastener Insert Plates



Insert plate directly replaces the quick turn spring, allowing panels to be bolted together. May also be used as a blind nut on a panel with limited access. Inserts have 1/4"-20 threads and are typically riveted to the backside of a panel or bracket with 1/8" rivets.

- ALL19420 1", 2-Pack
- ALL19420-10 1", 10-Pack
- ALL19420-50 1", 50-Pack
- ALL19422 1-3/8", 2-Pack
- ALL19422-10 1-3/8", 10-Pack
- ALL19422-50 1-3/8", 50-Pack

Threaded Insert Tool Kit

ALL19450

Tool works with a cordless drill to install a threaded insert into a panel or bracket. Inserts are helpful when the backside of the panel is not easily accessible. Simply drill the correct size hole, install the threaded insert onto the mandrel, then place the insert into the hole and tighten using any cordless drill. Once the insert is compressed, reverse the drill and remove the mandrel from the insert. Kit includes mandrel and nose-piece for 1/4"-20, 5/16"-18 and 3/8"-16 inserts, other sizes available separately. Threaded inserts sold separately.




Replacement Parts

- ALL19452 Mandrel and Nosepiece for 8-32
- ALL19453 Mandrel and Nosepiece for 10-24
- ALL19454 Mandrel and Nosepiece for 10-32
- ALL19455 Mandrel and Nosepiece for 1/4"-20
- ALL19456 Mandrel and Nosepiece for 5/16"-18
- ALL19457 Mandrel and Nosepiece for 3/8"-16



Threaded Inserts

Steel inserts are helpful when the backside of the panel is not easily accessible. Inserts work great for frequently removed items including gauge panels, switch panels, access panels, and body panels, or when mounting items to trailer walls. Inserts are designed for installation using insert tool ALL19450 with coordinating mandrel and nosepiece. Package of 10.



Part No.	Thread Size	Pilot Hole Size	Grip Range	Body Length (Before Comp.)
ALL19460	8-32	17/64"	Up To .080"	.420"
ALL19461	10-24	5/16"	Up To .130"	.475"
ALL19462	10-32	5/16"	Up To .130"	.475"
ALL19463	1/4"-20	13/32"	Up To .165"	.580"
ALL19465	5/16"-18	7/32"	Up To .150"	.690"
ALL19467	3/8"-16	7/32"	Up To .150"	.690"

Aluminum Countersunk Bolt Kits

Kit includes specially designed aluminum washers that allow the socket head fasteners to install flush with the surface, creating a smooth, finished look.

Many uses include mounting roofs, side skirts, spoilers and replacing sharp edged fasteners inside cockpit. Kits include washers, bolts and nyloc nuts.



Bolt Size	Washer O.D.	Finish	10-Pack	50-Pack
Countersunk Bolt Kits				
#10-24 x 1"	1"	Clear	ALL18630	ALL18630-50
#10-24 x 1"	1"	Black	ALL18631	ALL18631-50
1/4"-20 x 1"	1"	Clear	ALL18632	ALL18632-50
1/4"-20 x 1"	1"	Black	ALL18633	ALL18633-50
1/4"-20 x 1"	1-1/4"	Clear	ALL18634	ALL18634-50
1/4"-20 x 1"	1-1/4"	Black	ALL18635	ALL18635-50

Plastic Countersunk Bolt Kits

Kit includes specially designed plastic washers which allow the socket head fasteners to install flush with the surface creating a smooth finished look. Many uses include mounting roofs, side skirts, spoilers and replacing sharp edged fasteners inside cockpit. Kits include washers, bolts and nyloc nuts.

NEW COLORS!



Washer				
Bolt Size	O.D.	Color	10-Pack	50-Pack
Countersunk Bolt Kits				
1/4"-20 x 1"	1"	Black	ALL18680	ALL18680-50
1/4"-20 x 1"	1"	White	ALL18681	ALL18681-50
1/4"-20 x 1"	1"	Red	ALL18682	ALL18682-50
1/4"-20 x 1"	1"	Blue	ALL18683	ALL18683-50
1/4"-20 x 1"	1"	Orange	ALL18684	ALL18684-50
1/4"-20 x 1"	1"	Silver*	ALL18685	ALL18685-50
1/4"-20 x 1"	1"	Pink*	ALL18686	ALL18686-50
1/4"-20 x 1"	1"	Purple*	ALL18687	ALL18687-50
1/4"-20 x 1"	1"	Fluorescent Yellow*	ALL18688	ALL18688-50
1/4"-20 x 1"	1"	Fluorescent Orange*	ALL18689	ALL18689-50

Aluminum Washers



Washer O.D. x I.D.	Finish	10-Pack	50-Pack
Countersunk Aluminum Washers			
1" x #10	Clear	ALL18660	ALL18660-50
1" x 1/4"	Clear	ALL18662	ALL18662-50
1" x 1/4"	Black	ALL18663	ALL18663-50
1-1/4" x 1/4"	Clear	ALL18664	ALL18664-50
1-1/4" x 1/4"	Black	ALL18665	ALL18665-50
Flat Aluminum Backer Washers			
1" x #10	Clear	ALL18638	-
1" x 1/4"	Clear	ALL18639	-

Storage Cases

These handy storage cases help organize many items around the shop, trailer or home such as electrical connectors, quick turn fasteners, tire groover blades, small fasteners and many more items. Curved bottom compartments create a smooth scoop, making it easy to remove the smallest of items. Molded-in dividers prevent items from slipping under dividers and accidentally mixing product.



ALL14360	ALL14361	ALL14365	ALL14366

- ALL14360 Plastic Case 15 Compartment, 11" x 7" x 1-3/4"
- ALL14361 Plastic Case 18 Compartment, 11" x 7" x 1-3/4"
- ALL14365 Metal Case 21 Compartment, 9-1/2" x 13-1/2" x 2"
- ALL14366 Metal Case 24 Compartment, 9-1/2" x 13-1/2" x 2"

Washer			
O.D. x I.D.	Color	10-Pack	50-Pack
Countersunk Plastic Washers			
1" x 1/4"	Black	ALL18690	ALL18690-50
1" x 1/4"	White	ALL18691	ALL18691-50
1" x 1/4"	Red	ALL18692	ALL18692-50
1" x 1/4"	Blue	ALL18693	ALL18693-50
1" x 1/4"	Orange	ALL18694	ALL18694-50
1" x 1/4"	Silver*	ALL18695	ALL18695-50
1" x 1/4"	Pink*	ALL18696	ALL18696-50
1" x 1/4"	Purple*	ALL18697	ALL18697-50
1" x 1/4"	Fluorescent Yellow*	ALL18698	ALL18698-50
1" x 1/4"	Fluorescent Orange*	ALL18699	ALL18699-50

***NEW!**



Ricky Weiss

Photo: Ken Kelly



Rodney Sanders

Photo: Tyler Rincken



Body Bolt Kits

Bolts are designed for easy installation and removal, have 1/4"-20 thread and a built-in captured washer. Nuts have built-in serrations which prevent loosening. Body bolts are commonly used to fasten body panels and side skirts for easy removal but may be used anywhere a bolt with a captured washer is needed.



Under-Head Length	Color	10-Pack	50-Pack
3/4"	Black	ALL18553	ALL18553-50
	Clear	ALL18654	ALL18654-50
1-1/8"	Black	ALL18560	ALL18560-50
	Clear	ALL18655	ALL18655-50
	Gold	ALL18561	ALL18561-50

Body Bolts

These bolts are the same bolts found in our body bolt kits but without nuts. Bolts have 1/4"-20 threads and a built-in captured washer. Bolts are commonly used to fasten body panels and side skirts for easy removal, used anywhere a bolt with a captured washer is needed. **NEW!**



Under-Head Length	Color	10-Pack	50-Pack
3/4"	Black	ALL16550	ALL16550-50
	Silver	ALL16552	ALL16552-50
1-1/8"	Black	ALL16553	ALL16553-50
	Gold	ALL16554	ALL16554-50
	Silver	ALL16555	ALL16555-50

Spin Lock Nuts

Nuts have a built-in washer with a serrated face to lock nut tight against panels. 1/4"-20 nuts are perfect to use as a backer nut with Allstar body bolts, nose bolts, and body stud kits.



Color	10-Pack	50-Pack
Black	ALL18555	ALL18555-50
Gold	ALL18556	ALL18556-50
Silver	ALL18557	ALL18557-50

Steel Fender Washers

Washers have 1/4" I.D., 1" O.D. and are sold 100 to a pack. **ALL18216**



Kyle Strickler Wells Motorsports

Photo: Ken Kelly

Body Bolt Kit With Clips

Kit allows the clip to stay fastened to body panel or angle bracing when removing body panels for maintenance or cleaning. 1/4"-20 thread bolts are 1-1/8" UHL and have a built-in captured washer.



Bolt Color	10-Pack	50-Pack
Black	ALL18558	ALL18558-50
Clear	ALL18656	ALL18656-50
Gold	ALL18559	ALL18559-50

Body Bolt Clips

Steel clips have built-in 1/4"-20 threads making them ideal for often removed panels or when the backside is not easily accessible. Clips feature a friction tab to hold clips firmly in place on panels up to 3/16" thick. Dimension listed is center of hole to edge of clip (depth). **NEW Depth!**



Depth	10-Pack	50-Pack
1/2"	ALL18554	ALL18554-50
3/4"*	ALL18564	ALL18564-50

*NEW!

Aluminum Body Bolt Washers

1-1/4" O.D. aluminum washers work with most body bolts to increase the surface area, preventing pull-through while providing a smooth finished, look. Washers are 1/8" thick and have a built-in pocket to accept most body bolts or other washer headed fasteners up to 3/4" in diameter.



Finish	10-Pack	50-Pack
Clear	ALL18840	ALL18840-50
Black	ALL18841	ALL18841-50

Plastic Body Bolt Washers

1-1/4" O.D. plastic washers work with most body bolts to increase the surface area, preventing pull-through while providing a smooth, finished look. Washers are 1/8" thick and have a built-in pocket to accept most body bolts or other washer headed fasteners up to 3/4" in diameter. **NEW COLORS!**



Color	10-Pack	50-Pack
Black	ALL18845	ALL18845-50
White	ALL18846	ALL18846-50
Red	ALL18847	ALL18847-50
Blue	ALL18848	ALL18848-50
Orange	ALL18849	ALL18849-50
Silver*	ALL18850	ALL18850-50
Pink*	ALL18851	ALL18851-50
Purple*	ALL18852	ALL18852-50
Fluorescent Yellow*	ALL18853	ALL18853-50
Fluorescent Orange*	ALL18854	ALL18854-50

*NEW!

Flush Mount Bolts

1/4"-20 flush mount bolts have a 1" O.D. beveled head to provide a smooth finished appearance and are slotted for installation with a standard screwdriver. Excellent choice when securing body panels, roof panels, nose supports, spoiler sides and many other uses. Size noted is under head length. Package of 10.



Length	Steel	Aluminum	Black Aluminum
3/4"	ALL18640	ALL18641	ALL18642
1"	ALL18645	ALL18646	ALL18647
1-1/4"	ALL18650	ALL18651	ALL18652

Nose Bolt Kit

Kit provides a nice, smooth finished look on the top edge of nose panels when installing lower nose supports. Kit includes 10 bolts, flat washers and flanged nuts.



ALL18562 2" Long Kit
 ALL18563 2-1/2" Long Kit

Windshield Mounting Kit

Flat #8-32 x 1/2" long head countersunk bolt kits are the correct way to mount racing windshields to minimize cracking commonly found when using rivets. Use when you need a flush finish. Package of 50.



ALL16914..... Stainless
 ALL16930 Black

Ludwig Clamps ALL18232

Clamps are used to secure access panels, deck lids and a variety of other items in place. Zinc plated carbon steel clamps have a 3/16" mounting hole allowing clamp to be bolted or riveted in place. Package of 4.



Travis Braden

Photo: RW Motorsports

Threaded Nut Insert

Insert provides a convenient option to quickly install and easily remove a 1/4"-20 fastener on panels up to 1/8" thick. Insert fits into a 3/8" O.D. hole and is held in place on the backside with a steel serrated locking nut. Internal threads accept fasteners ideal for mounting dash panels, access panels, body panels, electrical components or other accessories.



Insert Material	2-Pack	10-Pack	50-Pack
Steel	ALL18547	ALL18547-10	ALL18547-50
Aluminum	ALL18548	ALL18548-10	ALL18548-50

Quick Turn Fastener Insert Plates

Insert plate directly replaces the quick turn spring allowing panels to be bolted together or used as a blind nut on a panel with limited access. Inserts have 1/4"-20 threads and are typically riveted to the backside of a panel or bracket with 1/8" rivets.



ALL19420 1", 2-Pack
 ALL19420-10 1", 10-Pack
 ALL19420-50 1", 50-Pack
 ALL19422 1-3/8", 2-Pack
 ALL19422-10 1-3/8", 10-Pack
 ALL19422-50 1-3/8", 50-Pack

Set Screws

Standard cup point set screws are manufactured from alloy steel and heat treated for maximum holding power. Common replacements for oil pump pulleys, coil over kits and many other applications. Package of 10.



ALL16903

ALL16902 #10-24 x 3/8"
 ALL16903 #10-32 x 3/8"
 ALL16905 1/4"-20 x 1/4"
 ALL16907 1/4"-20 x 3/4"

Socket Head Bolts Coarse Thread Grade 5

Socket head bolts are coarse thread, grade 5. Package of 5.



Length	1/4"-20	5/16"-18	3/8"-16	7/16"-14	1/2"-13
3/4"	ALL16731	ALL16741	ALL16751	-	-
1"	ALL16732	ALL16742	ALL16752	ALL16762	ALL16772
1-1/2"	ALL16734	ALL16744	ALL16754	ALL16764	ALL16774
2"	ALL16736	ALL16746	ALL16756	ALL16766	ALL16776

Hex Head Bolts – Coarse Thread Grade 5



Length	1/4"-20	5/16"-18	3/8"-16	7/16"-14	1/2"-13	5/8"-11	3/4"-10
3/4"	ALL16201	ALL16221	ALL16241	-	ALL16281	-	-
1"	ALL16202	ALL16222	ALL16242	ALL16262	ALL16282	-	-
1-1/4"	ALL16203	ALL16223	ALL16243	ALL16263	ALL16283	-	-
1-1/2"	ALL16204	ALL16224	ALL16244	ALL16264	ALL16284	-	-
1-3/4"	ALL16205	ALL16225	ALL16245	ALL16265	ALL16285	-	-
2"	ALL16206	ALL16226	ALL16246	ALL16266	ALL16286	ALL16316	ALL16336
2-1/4"	-	-	-	-	ALL16287	-	-
2-1/2"	ALL16208	ALL16228	ALL16248	ALL16268	ALL16288	ALL16318	ALL16338
2-3/4"	-	-	-	-	ALL16289	-	-
3"	ALL16210	-	ALL16250	ALL16270	ALL16290	ALL16320	ALL16340
3-1/2"	ALL16211	-	-	ALL16271	ALL16291	ALL16321	-
4"	ALL16212	-	ALL16252	ALL16272	ALL16292	ALL16322	ALL16342
4-1/2"	ALL16213	-	-	ALL16273	ALL16293	-	-
5"	ALL16214	-	ALL16254	-	ALL16294	ALL16324	ALL16344
6"	-	-	ALL16256	-	ALL16296	ALL16326	ALL16346
6-1/2"	-	-	-	-	-	-	ALL16347
7"	-	-	ALL16258	-	ALL16298	-	ALL16348
7-1/2"	-	-	-	-	-	-	ALL16349
8"	-	-	-	-	-	-	ALL16350

Hex Head Bolts – Fine Thread Grade 5



Length	1/4"-28 Part No.	5/16"-24 Part No.	3/8"-24 Part No.	7/16"-20 Part No.	1/2"-20 Part No.	5/8"-18 Part No.	3/4"-16 Part No.
1"	ALL16402	ALL16422	ALL16442	ALL16462	ALL16482	-	-
1-1/2"	ALL16404	ALL16424	-	ALL16464	ALL16484	-	-
2"	ALL16406	ALL16426	ALL16446	ALL16466	ALL16486	ALL16516	ALL16536
2-1/2"	-	-	-	ALL16468	ALL16488	ALL16518	ALL16538
3"	-	-	-	ALL16470	ALL16490	ALL16520	ALL16540
3-1/2"	-	-	-	-	-	-	ALL16541
4"	-	-	-	ALL16472	ALL16492	ALL16522	ALL16542
5"	-	-	-	ALL16474	ALL16494	-	ALL16544
6"	-	-	-	ALL16476	-	-	ALL16546


Titanium Bolts

Titanium bolts have a dimpled low profile hex head and are available in a variety of fine and coarse thread lengths.



Titanium Hex Head Bolts - Fine Thread

Length	7/16"-20	1/2"-20	5/8"-18	3/4"-16
1-1/4"	ALL17463	-	-	-
1-3/4"	-	-	ALL17515	-
2"	-	ALL17486	ALL17516	-
2-1/4"	-	ALL17487	ALL17517	-
2-1/2"	-	ALL17488	ALL17518	-
2-3/4"	-	ALL17489	ALL17519	ALL17539
3"	-	ALL17490	ALL17520	ALL17540
3-1/4"	-	ALL17491	ALL17521	ALL17541
3-1/2"	-	ALL17492	ALL17522	ALL17542
3-3/4"	-	-	-	ALL17543
4"	-	-	ALL17524	ALL17544
4-1/4"	-	ALL17495	ALL17526	ALL17545
4-1/2"	-	ALL17496	-	-
5"	-	ALL17497	-	-
5-1/2"	ALL17475	-	-	-
6"	ALL17476	-	-	ALL17549
6-1/2"	-	-	-	ALL17550
7"	-	-	ALL17531	-
7-1/4"	-	-	-	ALL17552



Titanium Hex Head Bolts - Coarse Thread

Length	5/16"-18	7/16"-14	1/2"-13	5/8"-11	3/4"-10
3/4"	ALL17221	-	-	-	-
1"	ALL17222	-	-	-	-
1-1/4"	ALL17223	ALL17263	-	-	-
1-1/2"	-	ALL17264	-	-	-
1-3/4"	-	-	ALL17285	ALL17315	-
2"	-	ALL17266	ALL17286	ALL17316	-
2-1/4"	-	ALL17267	ALL17287	ALL17317	-
2-1/2"	-	-	ALL17288	ALL17318	-
2-3/4"	-	-	ALL17289	-	ALL17339
3"	-	-	ALL17290	-	-
3-1/2"	-	-	ALL17291	-	-

Hex Nuts And Washers




Coarse Thread	1/4"-20	5/16"-18	3/8"-16	7/16"-14	1/2"-13	5/8"-11	3/4"-10
Nut, 10-Pack	ALL16000-10	ALL16001-10	ALL16002-10	ALL16003-10	ALL16004-10	ALL16005-10	ALL16006-10
Nut, 50-Pack	ALL16000-50	ALL16001-50	ALL16002-50	ALL16003-50	ALL16004-50	-	-
Nylon Insert, 10-Pack	ALL16010-10	ALL16011-10	ALL16012-10	ALL16013-10	ALL16014-10	ALL16015-10	ALL16016-10
Nylon Insert, 50-Pack	ALL16010-50	ALL16011-50	ALL16012-50	ALL16013-50	ALL16014-50	-	-
Thin Nylon Insert, 10-Pack	ALL16020-10	ALL16021-10	ALL16022-10	ALL16023-10	ALL16024-10	ALL16025-10	ALL16026-10
Mech. Lock Nut, 10-Pack	ALL16030-10	ALL16031-10	ALL16032-10	ALL16033-10	ALL16034-10	ALL16035-10	ALL16036-10
Flange Nut, 10-Pack	ALL18557	ALL16041-10	ALL16042-10	ALL16043-10	ALL16044-10	ALL16045-10	-

Fine Thread	1/4"-28	5/16"-24	3/8"-24	7/16"-20	1/2"-20	5/8"-18	3/4"-16
Nut, 10-Pack	ALL16050-10	ALL16051-10	ALL16052-10	ALL16053-10	ALL16054-10	ALL16055-10	ALL16056-10
Nylon Insert, 10-Pack	ALL16060-10	ALL16061-10	ALL16062-10	ALL16063-10	ALL16064-10	ALL16065-10	ALL16066-10
Thin Nylon Insert, 10-Pack	ALL16070-10	ALL16071-10	ALL16072-10	ALL16073-10	ALL16074-10	ALL16075-10	ALL16076-10
Mech. Lock Nut, 10-Pack	ALL16080-10	ALL16081-10	ALL16082-10	ALL16083-10	ALL16084-10	ALL16085-10	ALL16086-10

Washers	1/4"	5/16"	3/8"	7/16"	1/2"	5/8"	3/4"
USS Flat*, 25-Pack	ALL16100-25	ALL16101-25	ALL16102-25	ALL16103-25	ALL16104-25	ALL16105-25	ALL16106-25
SAE Flat*, 25-Pack	ALL16110-25	ALL16111-25	ALL16112-25	ALL16113-25	ALL16114-25	ALL16115-25	ALL16116-25
Lock, 25-Pack	ALL16120-25	ALL16121-25	ALL16122-25	ALL16123-25	ALL16124-25	ALL16125-25	ALL16126-25
Lock For SHCS, 25-Pack	ALL16130-25	ALL16131-25	ALL16132-25	ALL16133-25	ALL16134-25	-	-
AN, 25-Pack	ALL16150-25	ALL16151-25	ALL16152-25	ALL16153-25	ALL16154-25	-	-

*USS washers have a larger O.D. than SAE washers

Steel Jam Nut Assortments



Assortments contain five each of 1/4"-20, 5/16"-24, 3/8"-24, 7/16"-20, 1/2"-20, 5/8"-18 and 3/4"-16.

ALL18290 35 Asst. RH Jam Nuts
 ALL18291 35 Asst. LH Jam Nuts

Jam Nuts - Standard Hex

Allstar jam nuts have many uses. Great for locking rod ends tightly on suspension tubes or rack and pinion steering units. Package of 4, unless noted.

Thread	Wrench	Steel	Aluminum
1/4"-28 RH	7/16"	ALL18250	-
1/4"-28 LH	7/16"	ALL18251	-
5/16"-24 RH	1/2"	ALL18252	-
5/16"-24 LH	1/2"	ALL18253	-
3/8"-24 RH	9/16"	ALL18254	ALL18274
3/8"-24 LH	9/16"	ALL18255	ALL18275
7/16"-20 RH	11/16"	ALL18256	ALL18276
7/16"-20 LH	11/16"	ALL18257	ALL18277
1/2"-20 RH	3/4"	ALL18258	ALL18278
1/2"-20 LH	3/4"	ALL18259	ALL18279
5/8"-18 RH	15/16"	ALL18260	ALL18280
5/8"-18 LH	15/16"	ALL18261	ALL18281
3/4"-16 RH	1-1/8"	ALL18262	ALL18282
3/4"-16 LH	1-1/8"	ALL18263	ALL18283
3/4"-10 RH	1-1/8"	ALL18264 [†]	-
7/8"-9 RH	1-5/16"	ALL18266 [†] (Sway Bar Adj.)	-
1"-8 RH	1-1/2"	ALL56110 [†] (Jack Bolt)	-



[†]Sold each. [‡]Commonly used with UBM35-1107, 3/4"-10 jack bolt.

Jam Nuts - Small Hex



Specialty jam nuts have smaller outside diameters, allowing smaller wrenches to be used when changing radius rod lengths. Example: with 1/2" bolts, the same 3/4" wrench can be used to adjust radius rod or mounting hole locations. Package of 4.

Thread Size	Wrench Size	Steel	Alum.	Black Alum.
5/8"-18 RH	3/4"	ALL18292	ALL18296	ALL18286
5/8"-18 LH	3/4"	ALL18293	ALL18297	ALL18287
3/4"-16 RH	15/16"	ALL18294	ALL18298	ALL18288
3/4"-16 LH	15/16"	ALL18295	ALL18299	ALL18289

Spin Lock Nuts



Nuts have a built-in washer with a serrated face to lock nut tight against panels. 1/4"-20 nuts are perfect to use as a backer nut with Allstar body bolts, nose bolts, and body stud kits.

Color	10-Pack	50-Pack
Black	ALL18555	ALL18555-50
Gold	ALL18556	ALL18556-50
Silver	ALL18557	ALL18557-50

Black Half Nuts ALL17048



Black plated steel 1/2"-20 nylon lock nuts are grade 8 and a lightweight option to keep fasteners in place. Package of 10.

Tapered Spacers

Universal spacers have many uses including spacing rod ends on linkages to prevent binding or just to provide clearance. Spacers provide a finished look when fitting body panels or spacing components away from floors and firewalls. Package of 2.



I.D.	Small O.D.	Large O.D.	Length	Steel	Aluminum
1/4"	.345	.500	1/4"	-	ALL18700
			1/2"	-	ALL18702
5/16"	.475	.625	1/4"	-	ALL18706
			1/2"	-	ALL18708
3/8"	.525	.680	1/4"	-	ALL18712
			1/2"	-	ALL18714
1/2"	.740	.995	1"	-	ALL18716
			1/4"	ALL18570	ALL18590
			3/8"	ALL18571	-
			1/2"	ALL18572	ALL18592
			3/4"	ALL18574	ALL18594
			1"	ALL18576	ALL18596
5/8"	.825	.995	1-1/2"	ALL18578	ALL18595
			1/4"	ALL18580	ALL18597
			1/2"	ALL18582	ALL18598
			3/4"	ALL18584	ALL18599
			1"	ALL18586	-
3/4"	.950	1.125	1-1/2"	ALL18585	-
			1/2"	ALL18587	-
			3/4"	ALL18588	-
			1"	ALL18589	-

Hourglass Spacers



Tired of simple spacers on your cool ride, these spacers look nice while also offering additional support on both ends. Package of 2.

Length	1/4" I.D.	5/16" I.D.	3/8" I.D.	1/2" I.D.
	1" O.D.	1" O.D.	1" O.D.	1-1/2" O.D.
1/4"	ALL18800	ALL18810	ALL18820	ALL18830
1/2"	ALL18802	ALL18812	ALL18822	ALL18832
1"	ALL18804	ALL18814	ALL18824	ALL18834
1-1/2"	ALL18806	ALL18816	ALL18826	ALL18836
2"	ALL18808	ALL18818	ALL18828	ALL18838

Aluminum Flat Spacers

Flat spacers are great for shimming and adding additional clearance to brackets for brake calipers, power steering, alternators, dry sump pumps, or just about anything to help with alignment issues. Package of 2.



Thickness	3/8" I.D. (11/16" O.D.)	1/2" I.D. (1" O.D.)
1/8"	ALL18740	ALL18760
1/4"	ALL18742	ALL18762
3/8"	ALL18744	ALL18764
1/2"	ALL18746	ALL18766

Rod End Reducer Bushings


Steel bushings reduce the rod end pivot ball I.D. to accept a smaller bolt size.



O.D. To I.D.	2-Pack	10-Pack
1/2" To 3/8"	ALL18565	ALL18565-10
5/8" To 1/2"	ALL18566	ALL18566-10
3/4" To 1/2"	ALL18567	ALL18567-10
3/4" To 5/8"	ALL18568	ALL18568-10

High Misalignment Reducer Spacers

Dual purpose spacers reduce fastener size mounting hole and allow the rod end to rotate more than 30° in each direction which is 25% more than most standard spacers. Stainless steel spacers resist rust and corrosion. Package of 2.



Rod End Size	O.D. I.D.	O.D. "A"	Length "B"	Overall Width "C"	Part No.
5/8"	1/2"	.750"	.465"	1.68"	ALL18785
3/4"	1/2"	.890"	.475"	1.825"	ALL18786
3/4"	5/8"	.890"	.475"	1.825"	ALL18787

5/8" Rod End Reducer Spacers

Reducer spacers fit into 5/8" rod ends, reducing the hole size for 1/2" hardware while also spacing the rod end away from chassis brackets. Standard spacers are 3/4" O.D. and flanged spacers have 1" O.D. flanges to help support rod end. Size referenced indicates the amount of space between rod end pivot ball and chassis bracket. Package of 2.



Standard Spacers

ALL18615..... Aluminum, 1/2"
 ALL18617..... Aluminum, 1"
 ALL18618..... Aluminum, 1-1/4"
 ALL18619..... Aluminum, 1-3/4"



Flanged Spacers

ALL18611..... Aluminum, 1/4"
 ALL18613..... Aluminum, 1/2"
 ALL18610..... Steel, 1/4"
 ALL18612..... Steel, 1/2"



Shock Spacers

Steel spacers have a 1/2" I.D. and 3/4" O.D. and can be used in a variety of other locations.



Length	2-Pack	10-Pack
1/4"	ALL64280	ALL64280-10
1/2"	ALL64282	ALL64282-10
5/8"	ALL64283	ALL64283-10
3/4"	ALL64284	ALL64284-10

Rod Ends

Two-piece spherical rod ends have a pivoting steel ball and are sold each.



Bore x Thread	RH Male	LH Male	RH Female	Strength
Standard Series Steel				
1/4" x 1/4"-28	ALL58004	ALL58014	ALL58034	2,835 Lbs
5/16" x 5/16"-24	ALL58005	ALL58015	ALL58035	4,517 Lbs
3/8" x 3/8"-24	ALL58006	ALL58016	ALL58036	6,323 Lbs
1/2" x 1/2"-20	ALL58008	ALL58018	ALL58038	10,046 Lbs
5/8" x 5/8"-18	ALL58010	ALL58020	ALL58040	15,488 Lbs
3/4" x 3/4"-16	ALL58012	ALL58022	ALL58042	15,894 Lbs
3/4" x 3/4"-16	ALL58013†	-	-	15,894 Lbs
Pro Series Steel (Moly) – Black				
1/2" x 1/2"-20	ALL58058	ALL58068	-	17,000 Lbs
1/2" x 5/8"-18	ALL58059	ALL58069	-	19,300 Lbs
5/8" x 5/8"-18	ALL58060	ALL58070	-	18,000 Lbs
3/4" x 3/4"-16	ALL58062	ALL58072	-	25,000 Lbs
Pro Series Steel (Moly) – Black (PTFE Lined)				
1/2" x 5/8"-18	ALL58079	ALL58084	-	17,650 Lbs
5/8" x 5/8"-18	ALL58080	ALL58085	-	15,200 Lbs
3/4" x 3/4"-16	ALL58082	ALL58086	-	21,400 Lbs
Aluminum – Black				
1/2" x 1/2"-20	ALL58088	ALL58098	-	7,700 Lbs
1/2" x 5/8"-18	ALL58089	ALL58099	-	15,000 Lbs

†ALL58013 has an oversized hole and is for use with steering shaft tubing.

Heavy Duty 3/4" Chrome Moly Rod Ends

Often referred to as "Aircraft-Style", these heavy duty 4130 chrome moly rod ends have larger bodies, making them thirty percent stronger than standard 3/4" rod ends. These rod ends are commonly used on Panhard bars and lower strut rods.



ALL99314 ALL99315

ALL99314 RH Male, 3/4" x 3/4"-16
 ALL99315 RH Female, 3/4" x 3/4"-16

3/4" Solid Rod End ALL58112

Solid rod ends are built using 1045 steel and are then chrome plated for added wear resistance. End has a body width of .875" to match the width of standard rod ends.




Bolt Center Caps ALL10678

Caps slip over the head of standard 1/2" bolts to accurately measure the center-to-center length of installed suspension tube assemblies. Machined step secures the end of a standard tape measure for easy reading of the length to the center of the opposite cap. Caps feature a built-in O-ring that allows the cap to swivel on the bolt head and keeps it from falling off. Package of 2.



Steel Shock Quick Pin ALL60108

Steel shock quick pins allow coil-over shocks to be quickly serviced or changed. Works with Allstar coil-over brackets, eliminating the need for a separate bushing. Shock quick pins are 2-1/2" long and include a hairpin. Sold each.



Titanium Shock Quick Pins

Titanium shock quick pins allow coil-over shocks to be quickly serviced or changed. ALL17120 has a long shoulder and will work with Allstar coil-over brackets, eliminating the need for a separate bushing. ALL17121 is commonly used on non-bushing type brackets, but can be used with Allstar brackets along with bushing. Shock quick pins are 2-1/2" long and include a hairpin. ALL17120..... Quick Pin With Shoulder
 ALL17121..... Quick Pin Without Shoulder

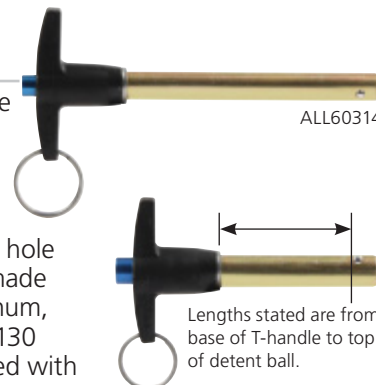


ALL17120

ALL17121

Quick Release T-Handle Pins

Positive lock quick release pins hold tightly in place until the handle button is depressed, allowing the pin to be inserted or removed into or out of a hole with ease. Handles are made from die cast 380 aluminum, shanks are made from 4130 steel. Each pin is equipped with a stainless steel split ring to allow the attachment of a cable assembly.



ALL60314

Lengths stated are from base of T-handle to top of detent ball.

- | | |
|-----------------------------|-----------------------------|
| ALL60300..... 1/4" x 1" | ALL60314..... 3/8" x 3" |
| ALL60301..... 1/4" x 1-1/2" | ALL60318..... 1/2" x 2" |
| ALL60302..... 1/4" x 2" | ALL60320..... 1/2" x 2-1/2" |
| ALL60304..... 5/16" x 1" | ALL60322..... 1/2" x 3" |
| ALL60306..... 5/16" x 2" | ALL60324..... 1/2" x 3-1/2" |
| ALL60308..... 5/16" x 3" | ALL60326..... 5/8" x 2" |
| ALL60310..... 3/8" x 1" | ALL60328..... 5/8" x 2-1/2" |
| ALL60312..... 3/8" x 2" | ALL60330..... 5/8" x 3" |

Quick Pin Lock Collar

Steel lock collar provides a positive lock for quick release pins. Black coated collar with button head machine screw allows attachment of a securing device, like an Allstar lanyard (ALL18461 or ALL18463).



ALL60335

- ALL60335..... 1/2" Collar With 10-32 Screw
 ALL60336..... 5/8" Collar With 1/4"-28 Screw



1/2" Steel Hood Pin Kits

Kits include two each: 4" long x 1/2" diameter chrome steel pins, chrome steel scuff plates, clips, and four nuts. Available with flip-over or hairpin-style clips.

- ALL18512..... Kit With 3/16" Dia. Flip-Over Clips
- ALL18513..... Kit With 1/4" Dia. Flip-Over Clips
- ALL18514..... Kit With 5/32" Dia. Hairpin Clips



1/2" Aluminum Hood Pin Kits

Kits include two each: 4" x 1/2" diameter aluminum pins, aluminum scuff plates, flip over style, 1/4" diameter steel clips, and four nuts. Clip flips over pin and over-center action locks clip in place.



Color	Complete Kit	Pins Only, 1-Pair
Silver (Plain)	ALL18500	ALL18507
Red Anodized	ALL18501	ALL18508
Blue Anodized	ALL18502	ALL18509
Gold Anodized	ALL18503	ALL18510
Black Anodized	ALL18504	ALL18511

3/8" Aluminum Hood Pin Kits

Kits include two aluminum 3-1/2" x 3/8" diameter pins, two aluminum scuff plates, two flip over style 3/16" diameter steel clips, and four nuts. Clip flips over stud and locks into place. Over-center action keeps clip in place.



Color	Complete Kit	Pins Only, 1-Pair
Silver (Plain)	ALL18480	ALL18487
Red Anodized	ALL18481	ALL18488
Blue Anodized	ALL18482	ALL18489
Black Anodized	ALL18484	ALL18491

Lightweight Hood Pin Kits

Kits include two 2-3/4" long gun-drilled aluminum pins, two clips, two lightweight aluminum plates and four steel jam nuts.



Color	Kit With 3/8" Pins	Kit With 1/2" Pins
Silver (Plain)	ALL18472	ALL18476
Black Anodized	ALL18473	ALL18477

Hood Pin Supports

Supports thread onto hood pins (before installation) and are a good alternative to sections of rubber hose commonly used to support hoods and deck lids. Once supports are in place, a set screw prevents movement. Supports work with Allstar Performance aluminum hood pins and other fully threaded hood pins. Package of 2.

- ALL18478 3/8"-24
- ALL18479 1/2"-20



Hood Pin Extensions

Aluminum extensions fit into existing chassis mounts. 1/2"-20 male to 1/2"-20 female, with 13/16" thread depth. Sold each.

- ALL18524 1-3/4" Tall
- ALL18525 2-3/4" Tall



Hood Pin Adapters

Aluminum adapters convert existing chassis mounts over to hood pin mounts. Sold each.

- ALL18526 Converts 1/2" Fine Hood Pin Mount To 3/8" Hood Pin, 1/2"-20 Male To 3/8"-24 Female
- ALL18527 Converts 1/2" Coarse Mount To 1/2" Hood Pin, 1/2"-13 Male To 1/2"-20 Female



Plastic Scuff Plates

Sturdy plastic scuff plates have a raised center for quick easy removal of hood pin clips. Plates have a 1/2" center hole and four recessed rivet holes for simplified installation.



NEW COLORS!

Color	4-Pack	25-Pack
Black	ALL18430	ALL18430-25
White	ALL18431	ALL18431-25
Red	ALL18432	ALL18432-25
Blue	ALL18433	ALL18433-25
Orange	ALL18434	ALL18434-25
Silver*	ALL18435	ALL18435-25
Pink*	ALL18436	ALL18436-25
Purple*	ALL18437	ALL18437-25
Fluorescent Yellow*	ALL18438	ALL18438-25
Fluorescent Orange*	ALL18439	ALL18439-25

*New Color

Scuff Plates

Scuff plates are used to protect painted finishes from repeated hood pin clip use. Plates are drilled for mounting screws or 1/8" diameter rivets. Package of 4.



Description	1/2" Hole	3/8" Hole
Chrome Steel	ALL18517	-
Aluminum	ALL18518	ALL18519
L/W Aluminum	ALL18471	ALL18470



Hood Pin Clips

The same quick removal pins and clips included with Allstar's hood pin kits. Hairpin clip has a rotated loop for easy grasp and the flip over clips have a loop with an over center locking feature that keeps pin in place. Package of 2.

- ALL18516..... Hairpin Clip, 5/32"
- ALL18515..... Flip-Over Clip, 3/16"
- ALL18506..... Flip-Over Clip, 1/4"



ALL18516



ALL18506

Flip-Over Clip With Lanyard

Our most popular size flip-over clip commonly used with hood pins is now available with an added lanyard which fastens to body panel for easy installation and prevents lost clips. Sold each.

- ALL18460..... Clip With 6" Lanyard
- ALL18462..... Clip With 10" Lanyard



Steel Lanyards

Steel lanyards feature 1/16" diameter cable with 3/4" loops on each end for light duty applications such as hood pins or retention of similar type fasteners to prevent loss.

- ALL18461..... 6" Long
- ALL18463..... 10" Long



Nylon Lanyards **ALL18468**

Nylon lanyards feature a molded end with a 3/16" hole on one end and a snap together open loop on the other end to quickly and easily secure a variety of components. Once snapped together, loop is permanently locked. 10" long, package of 4.



Hair Pins

Zinc coated hair pins are formed from .093" diameter steel wire. Package of 2.

- ALL18442..... 1-5/8"
- ALL18444..... 2-1/2"



Diaper Pins

Steel diaper pins are zinc coated. Sold each.

- ALL18446..... 1-3/4", .060" Diameter
- ALL18448..... 2-3/4", .090" Diameter



Lock Pins

Use lock pin in place of a bolt for items that need to be removed frequently or easily. Wire loop folds over pin to lock in place. Size noted is under head length to end of pin. Sold each.

- ALL18452..... 1/4" x 2"
- ALL18454..... 5/16" x 2-3/4"



Aluminum Line Clamps

Aluminum clamps have a protective neoprene cushion to prevent abrasion and a 1/4" mounting hole to secure electrical wiring, hoses or cables to a panel or frame.

Clamp Size	10-Pack	50-Pack
3/16"	ALL18300	ALL18300-50
1/4"	ALL18301	ALL18301-50
3/8"	ALL18302	ALL18302-50
1/2"	ALL18303	ALL18303-50
5/8"	ALL18304	ALL18304-50
3/4"	ALL18305	ALL18305-50
7/8"	ALL18306	ALL18306-50
1"	ALL18307	ALL18307-50
1-1/4"	ALL18308	ALL18308-50



Nylon Line Clamps

Black nylon clamps have a 3/16" mounting hole to secure electrical wiring, hoses or cables to a panel or frame.


Clamp Size	10-Pack	50-Pack
1/8"	ALL18309	ALL18309-50
3/16"	ALL18310	ALL18310-50
1/4"	ALL18311	ALL18311-50
3/8"	ALL18312	ALL18312-50
1/2"	ALL18313	ALL18313-50
5/8"	ALL18314	ALL18314-50
3/4"	ALL18315	ALL18315-50
1"	ALL18317	ALL18317-50



Universal Line Clamps

Two-piece aluminum clamps dress up wiring or hard lines. Package of 4.

- ALL18320..... 3/16"
- ALL18321..... 1/4"
- ALL18322..... 5/16"
- ALL18323..... 3/8"



Hose Clamps

Heavy duty all stainless steel construction clamps are easily tightened with a deep slot hex head screw. Superior to standard hardware store clamps.



Part No.	Min O.D.	Max O.D.
2-Pack		
ALL18330	1/4"	5/8"
ALL18332	1/2"	1-1/8"
ALL18334	1"	2"
ALL18336	1-5/16"	2-1/4"
ALL18338	1-9/16"	2-1/2"
ALL18340	1-5/8"	3-1/2"
ALL18342	2-5/8"	4-1/2"
10-Pack		
ALL18330-10	1/4"	5/8"
ALL18332-10	1/2"	1-1/8"
ALL18334-10	1"	2"
ALL18336-10	1-5/16"	2-1/4"
ALL18338-10	1-9/16"	2-1/2"

Aluminum AN To NPT Adapters

NEW!



AN Size	NPT	Straight	45°	90°
-3	1/8"	ALL49502	ALL49532	ALL49562
-4	1/8"	ALL49505	ALL49535	ALL49565
-4	1/4"	ALL49506	ALL49536	ALL49566
-4	3/8"	ALL49507	ALL49537	ALL49567
-6	1/8"	ALL49508	ALL49538	ALL49568
-6	1/4"	ALL49509	ALL49539	ALL49569
-6	3/8"	ALL49510	ALL49540	ALL49570
-6	1/2"	ALL49511	ALL49541	ALL49571
-8	1/4"	ALL49512	ALL49542	ALL49572
-8	3/8"	ALL49513	ALL49543	ALL49573
-8	1/2"	ALL49514	ALL49544	ALL49574
-10	3/8"	ALL49517	ALL49547	ALL49577
-10	1/2"	ALL49518	ALL49548	ALL49578
-10	3/4"	ALL49519	ALL49549	ALL49579
-12	1/2"	ALL49520	ALL49550	ALL49580
-12	3/4"	ALL49521	ALL49551	ALL49581

Aluminum 90° Swivel To Male NPT

Part No.	NPT	AN Size
ALL49584	1/8"	-4
ALL49585	1/4"	-4
ALL49587	1/8"	-6
ALL49588	1/4"	-6
ALL49589	3/8"	-6
ALL49590	1/2"	-6
ALL49591	1/4"	-8
ALL49592	3/8"	-8
ALL49596	3/8"	-10
ALL49599	1/2"	-12



Aluminum AN Bulkhead Adapters

Part No.	A Size	B Size
Straight Bulkhead		
ALL49610	-3	-3
ALL49611	-4	-4
ALL49612	-6	-6
ALL49613	-8	-8
ALL49614	-10	-10
ALL49615	-12	-12
ALL49616	-16	-16
90° Bulkhead		
ALL49620	-3	-3
ALL49621	-4	-4
ALL49622	-6	-6
ALL49623	-8	-8
ALL49624	-10	-10
ALL49625	-12	-12
ALL49626	-16	-16



Aluminum AN Bulkhead Nuts


ALL49600 -3	ALL49604 -10
ALL49601 -4	ALL49605 -12
ALL49602 -6	ALL49606 -16
ALL49603 -8	



Aluminum AN Flare Adapters

NEW!

Part No.	A Size	B Size
Female Swivel Union		
ALL49700	-3	-3
ALL49701	-4	-4
ALL49702	-6	-6
ALL49703	-6	-8
ALL49704	-8	-8
ALL49705	-8	-10
ALL49706	-10	-10
Male Union		
ALL49710	-3	-3
ALL49711	-4	-4
ALL49712	-6	-6
ALL49713	-8	-8
ALL49714	-10	-10
ALL49715	-12	-12
ALL49716	-16	-16
90° Union		
ALL49720	-3	-3
ALL49721	-4	-4
ALL49722	-6	-6
ALL49723	-8	-8
ALL49724	-10	-10
ALL49725	-12	-12
Male Reducer		
ALL49730	-3	-4
ALL49731	-4	-6
ALL49732	-4	-8
ALL49733	-4	-10
ALL49734	-6	-8
ALL49735	-6	-10
ALL49736	-8	-10
ALL49737	-8	-12
ALL49738	-10	-12
ALL49739	-12	-16
Swivel Reducer		
ALL49740	-4	-3
ALL49741	-6	-4
ALL49742	-8	-4
ALL49743	-8	-6
ALL49744	-10	-6
ALL49745	-10	-8
ALL49746	-12	-8
ALL49747	-12	-10
ALL49748	-16	-10
ALL49749	-16	-12
Swivel Flare Expander		
ALL49750	-3	-4
ALL49751	-4	-6
ALL49752	-6	-8
ALL49753	-8	-10
ALL49754	-10	-12
ALL49755	-12	-16
ALL49756	-16	-20




Aluminum AN Bulkhead Tee

Part No.	A Size	B Size	C Size
Tee On-The-Side			
ALL49630	-3	-3	-3
ALL49631	-4	-4	-4
ALL49632	-6	-6	-6
ALL49633	-8	-8	-8
ALL49634	-10	-10	-10



Aluminum AN Flare Tee

Part No.	A Size	B Size	C Size
Tee			
ALL49640	-3	-3	-3
ALL49641	-4	-4	-4
ALL49642	-6	-6	-6
ALL49643	-8	-8	-8
ALL49644	-10	-10	-10
ALL49645	-12	-12	-12
ALL49646	-16	-16	-16
Tee, Female Swivel On Side			
ALL49650	-3	-3	-3
ALL49651	-4	-4	-4
ALL49652	-6	-6	-6
ALL49653	-8	-8	-8



Part No.	AN Size
Aluminum Flare Cap	
ALL49670	-3
ALL49671	-4
ALL49672	-6
ALL49673	-8
ALL49674	-10
ALL49675	-12
ALL49676	-16
Aluminum Flare Plug	
ALL49680	-3
ALL49681	-4
ALL49682	-6
ALL49683	-8
ALL49684	-10
ALL49685	-12
ALL49686	-16
Aluminum Tube Nut, 2-Pack	
ALL50320	-3
ALL50321	-4
ALL50322	-6
ALL50323	-8
ALL50324	-10
Aluminum Tube Sleeve, 2-Pack	
ALL50330	-3
ALL50331	-4
ALL50332	-6
ALL50333	-8
ALL50334	-10



Aluminum Inline Pressure Gauge Adapters

Part No.	A Size	B Size	C Size
ALL49760	-4	-4	1/8"
ALL49761	-6	-6	1/8"
ALL49762	-6 Fem.	-6	1/8"
ALL49763	3/8" Male	-6	1/8"
ALL49765	-8	-8	1/8"



Aluminum Gauge Fittings

ALL50201 1/8" NPT Female To -3AN
 ALL50202 1/8" NPT Female To -4AN

AN Flare To ORB Adapters

Part No.	A Size	B Size
Aluminum O-Ring Boss		
ALL49830	3/8"-24 (-3)	-4
ALL49831	7/16"-20 (-4)	-4
ALL49832	9/16"-18 (-6)	-4
ALL49833	3/4"-16 (-8)	-4
ALL49834	7/8"-14 (-10)	-4
ALL49836	9/16"-18 (-6)	-6
ALL49837	3/4"-16 (-8)	-6
ALL49838	7/8"-14 (-10)	-6
ALL49839	1-1/16"-12 (-12)	-6
ALL49841	9/16"-18 (-6)	-8
ALL49842	3/4"-16 (-8)	-8
ALL49843	7/8"-14 (-10)	-8
ALL49844	1-1/16"-12 (-12)	-8
ALL49845	1-5/16"-12 (-16)	-8
ALL49847	3/4"-16 (-8)	-10
ALL49848	7/8"-14 (-10)	-10
ALL49849	1-1/16"-12 (-12)	-10
ALL49850	1-5/16"-12 (-16)	-10
ALL49852	3/4"-16 (-8)	-12
ALL49853	7/8"-14 (-10)	-12
ALL49854	1-1/16"-12 (-12)	-12
ALL49855	1-5/16"-12 (-16)	-12
ALL49857	1-1/16"-12 (-12)	-16
ALL49858	1-5/16"-12 (-16)	-16



NPT Adapters

Part No.	A Size	B Size
Aluminum NPT Reducer		
ALL49770	1/4"	1/8"
ALL49771	3/8"	1/8"
ALL49772	3/8"	1/4"
ALL49773	1/2"	1/8"
ALL49774	1/2"	1/4"
ALL49775	1/2"	3/8"
ALL49776	3/4"	1/4"
ALL49777	3/4"	3/8"
ALL49778	3/4"	1/2"



Part No.	NPT Size	Qty.
Aluminum Male NPT Nipple		
ALL49780	1/8"	1
ALL49781	1/4"	1
Aluminum Female NPT Coupler		
ALL49785	1/8"	1
Aluminum Internal Allen NPT Plug		
ALL49800	1/16"	2
ALL49801	1/8"	2
ALL49802	1/4"	2
ALL49803	3/8"	2
ALL49804	1/2"	1
ALL49805	3/4"	1
Steel Internal Allen NPT Plug*		
ALL49811	1/8"	2
ALL49812	1/4"	2
ALL49813	3/8"	2
ALL49814	1/2"	1
Aluminum Hex NPT Plug		
ALL49820	1/8"	1
ALL49821	3/8"	1
ALL49822	1/2"	1



*Larger quantities available

WARNING PROP. 65 (See Below)

NPT To AN Fittings

1/8"-27NPT steel fittings are commonly used when connecting braided lines to brake calipers, engine oiling systems, etc.



ALL50000
ALL50001



ALL50010
ALL50011



ALL50018
ALL50019



ALL50021



ALL50020



ALL50199
ALL50200

ALL50000 1/8" NPT Male To -3AN Straight, 2-Pack
 ALL50001 1/8" NPT Male To -4AN Straight, 2-Pack
 ALL50004 1/8" NPT Male To -4AN Straight, Tall
 ALL50010 1/8" NPT Male To -3AN 45 Deg.
 ALL50011 1/8" NPT Male To -4AN 45 Deg.
 ALL50018 1/8" NPT Male To -3AN 90 Deg.
 ALL50019 1/8" NPT Male To -4AN 90 Deg.
 ALL50020 1/8" NPT Male To -3AN 90 Deg. Tall
 ALL50021 1/8" NPT Male To -4AN 90 Deg. Tall
 ALL50199 1/8" NPT Female To -3AN
 ALL50200 1/8" NPT Female To -4AN

NPT Fittings

Popular brass 1/8"-27NPT fittings used for a variety of applications.



ALL50182



ALL50185



ALL50184



ALL50138

ALL50182 1/8" NPT Plug, 4-Pack
 ALL50184 1/8" NPT Male Union, 4-Pack
 ALL50185 1/8" NPT Female Union, 4-Pack
 ALL50138 1/8" NPT Tee, 2-Pack
 ALL50139 1/8" NPT Tee, 2-Pack



ALL50139

Petcock **ALL99030**

Replacement petcock for Allstar breather and overflow tanks is also perfect for draining coolant from engines. 1/4" NPT threads.



WARNING PROP. 65 (See Below)

Caliper Fittings

Commonly used in stock type calipers in place of the banjo fitting and bolt. Fittings allow direct connection to a steel braided line. Fittings are sold in a pack of 2.



ALL50040



ALL50029
ALL50030
ALL50036



ALL50032



ALL50035

ALL50029 3/8"-24 To -3AN Straight
 ALL50030 3/8"-24 To -4AN Straight
 ALL50032 7/16"-20 To -4AN Straight
 ALL50035 7/16"-20 To -4AN 90 Deg.
 ALL50037 10mm - 1.50 To -3AN Straight
 ALL50036 10mm - 1.50 To -4AN Straight
 ALL50040 10mm - 1.50 To Female 1/8"-27NPT

Banjo Fittings

Banjo fittings are commonly used with banjo bolts and crush washers in stock type calipers to allow direct connection of a steel braided line and allow pivoting the line as needed. Fittings are sold in a pack of 2.

ALL50060 3/8" To -3AN
 ALL50061 3/8" To -4AN
 ALL50062 7/16" To -3AN
 ALL50063 7/16" To -4AN
 ALL50067 10mm To -3AN
 ALL50068 10mm To -4AN
 ALL50066 10mm To -4AN Extended



ALL50063



ALL50066

Banjo Bolts

Banjo bolts are a drilled bolt to allow fluid to pass through and are commonly used with banjo fittings and crush washers in stock type calipers to allow direct connection of a steel braided line. Bolts are sold in a pack of 2.

ALL50070 3/8"-24
 ALL50072 7/16"-20
 ALL50076 10mm-1.25
 ALL50077 10mm-1.50



Crush Washers

Crush washers are used when sealing metal to metal contact points of banjo fittings and bolts. Soft material conforms to the irregularities of the sealing surfaces. Washers are sold in a pack of 10.

ALL50082 3/8" And 10mm
 ALL50080 7/16"



WARNING: PROP. 65

The products on this page can expose you to lead, which is known to the State of California to cause cancer, birth defects or other reproductive harm. For more information, go to: www.P65Warnings.ca.gov

Bleeder Fitting With Screw **ALL50180**

Designed for popular aftermarket calipers, these fittings have 1/8"-27 threads and include a 1/4"-28 bleeder screw. Sold in a pack of 4.



Bleeder Caps **ALL50855**

Rubber caps keep dirt and moisture out of brake caliper bleeder screw fittings. Caps fit ALL50180 and most other popular small bleeder screws. Package of 10.



Inverted Flare Fittings

An inverted flare fitting is a common brake fitting designed to withstand the high pressures found in braking systems.



ALL50120
ALL50121



ALL50125



ALL50127



ALL50183



ALL50135



ALL50136
ALL50137



ALL50130
ALL50131
ALL50132
ALL50133

- ALL50120 3/16" To Male 1/8"-27NPT Straight, 4-Pack
- ALL50125 3/16" To Male 1/8"-27NPT 90°, 4-Pack
- ALL50127 3/16" To Female 1/8"-27NPT, 4-Pack
- ALL50136 3/16" Tee, 2-Pack
- ALL50137 3/16" Tee w/1/8"-27NPT Port
- ALL50135 3/16" Tee w/1/8"-27NPT Male Nipple On Side
- ALL50183 3/16" Plug, 4-Pack
- ALL50130 3/16" Union, 4-Pack
- ALL50121 1/4" To 1/8"-27NPT Straight, 4-Pack
- ALL50129 1/4" To 5/16", 2-Pack
- ALL50131 1/4" Union, 4-Pack
- ALL50132 5/16" Union, 4-Pack
- ALL50133 3/8" Union, 4-Pack

Master Cylinder Adapter Fittings **ALL41012**

Fittings adapt master cylinders or combination valves with 1/2"-20 and 9/16"-18 ports to accept 3/16" inverted flare brake line with standard 3/8"-24 fittings. Kit includes one of each fitting.



Bolt-In Adapter Fittings

Bulkhead style aluminum fittings adapt 3/16" inverted flare line to an AN type fitting. The 9/16" threaded body with attaching nut can be mounted through a C-channel style frame or a chassis tab.

- ALL50104 3/16" To 3AN
- ALL50105 3/16" To 4AN
- ALL60092 Weld-On Tabs, 4-Pack



Clip-In Adapter Fittings


Steel adapter fittings provide a bulkhead style connection to AN lines that can be mounted directly to the chassis by using tabs or brackets and retainer clips. Fittings fit in a 5/8" hole and are sold in a pack of 2.

- ALL50100 3/16" Inverted Flare To -3AN
- ALL50101 3/16" Inverted Flare To -4AN
- ALL50102 1/8"-27NPT To -3AN
- ALL50103 1/8"-27NPT To -4AN
- ALL60029 Bolt-on Tabs 2-Pack
- ALL60030 Weld-on Tabs 4-Pack
- ALL50150 Retainer Clip 4-Pack



TECH TIP

Installation Reference



D.O.T. Legal Brake Hose Kits

Kit includes everything necessary to complete the connection between 3/16" steel brake line and the brake caliper for one axle. Kits include two brake line adapter fittings, steel weld on tabs, retainer clips, banjo caliper fittings, banjo bolts, crush washers, and 16" DOT approved #3 braided steel hoses.

ALL42032 GM Metric Kit With 10mm-1.50 Caliper Bolts
 ALL42033 Big GM Kit With 7/16"-20 Caliper Bolts



Brake Hose Kits

Kit includes everything necessary to complete the connection between 3/16" steel brake line and the brake caliper for one axle. Kits include two brake line adapter fittings, steel weld on tabs, retainer clips, banjo caliper fittings, banjo bolts, crush washers, and 15" #3 braided steel hoses.

ALL42025 GM Metric Kit With 10mm-1.50 Caliper Bolts
 ALL42027 Big GM Kit With 7/16"-20 Caliper Bolts




WARNING: PROP. 65

The products on this page can expose you to lead, which is known to the State of California to cause cancer, birth defects or other reproductive harm. For more information, go to: www.P65Warnings.ca.gov

Braided Steel Lines

A wide selection of braided steel lines in various lengths. All lines come with one straight end and your choice of straight, 45° or 90° on the other end. The inner PTFE hose is compatible with all brake fluids. The braided stainless steel outer covering resists abrasion and corrosion. Ideal for use where bending and flexing occurs. More durable than rubber hose. Lengths stated are overall end-to-end, including fittings.

Note: Lines are also available in 5-pack and 25-pack quantities. Add a (-5) or (-25) to end of part number. Example ALL46400-6-25 for a 25-pack. Lengths stated are overall end-to-end, including fittings. Lines are NOT D.O.T. approved.



#3 Braided Steel Lines With -3 Ends

Length	Two -3 Straight	-3 Straight And -3 45°	-3 Straight And -3 90° Forged	-3 Straight And -3 90° Tube
6"	ALL46300-6	-	ALL46302-6	ALL46304-6
9"	ALL46300-9	-	ALL46302-9	ALL46304-9
10"	ALL46300-10	-	ALL46302-10	ALL46304-10
12"	ALL46300-12	-	ALL46302-12	ALL46304-12
14"	ALL46300-14	ALL46301-14	ALL46302-14	ALL46304-14
15"	ALL46300-15	ALL46301-15	ALL46302-15	ALL46304-15
16"	ALL46300-16	ALL46301-16	ALL46302-16	ALL46304-16
18"	ALL46300-18	ALL46301-18	ALL46302-18	ALL46304-18
20"	ALL46300-20	-	ALL46302-20	ALL46304-20
21"	ALL46300-21	-	ALL46302-21	ALL46304-21
22"	ALL46300-22	-	ALL46302-22	ALL46304-22
24"	ALL46300-24	ALL46301-24	ALL46302-24	ALL46304-24
26"	ALL46300-26	-	ALL46302-26	ALL46304-26
28"	ALL46300-28	-	ALL46302-28	ALL46304-28
30"	ALL46300-30	-	ALL46302-30	ALL46304-30
32"	ALL46300-32	-	ALL46302-32	ALL46304-32
34"	ALL46300-34	ALL46301-34	-	-
36"	ALL46300-36	-	ALL46302-36	ALL46304-36
40"	ALL46300-40	-	-	-
42"	ALL46300-42	-	ALL46302-42	ALL46304-42
43"	ALL46300-43	-	-	-
44"	ALL46300-44	-	-	-
47"	ALL46300-47	-	-	-
48"	ALL46300-48	-	ALL46302-48	ALL46304-48
50"	ALL46300-50	-	-	-
60"	ALL46300-60	-	ALL46302-60	ALL46304-60
108"	ALL46300-108	-	-	-
120"	ALL46300-120	-	-	-
180"	ALL46300-180	-	-	-



#4 Braided Steel Lines With -4 Ends

Length	Two -4 Straight	-4 Straight And -4 45°	-4 straight And -4 90° Forged	-4 Straight And -4 90° Tube
6"	ALL46400-6	-	ALL46402-6	ALL46404-6
9"	ALL46400-9	-	ALL46402-9	ALL46404-9
10"	ALL46400-10	-	ALL46402-10	ALL46404-10
12"	ALL46400-12	-	ALL46402-12	ALL46404-12
14"	ALL46400-14	-	ALL46402-14	ALL46404-14
15"	ALL46400-15	ALL46401-15	ALL46402-15	ALL46404-15
16"	ALL46400-16	-	ALL46402-16	ALL46404-16
18"	ALL46400-18	ALL46401-18	ALL46402-18	ALL46404-18
20"	ALL46400-20	-	ALL46402-20	ALL46404-20
21"	ALL46400-21	-	ALL46402-21	ALL46404-21
22"	ALL46400-22	-	ALL46402-22	ALL46404-22
24"	ALL46400-24	ALL46401-24	ALL46402-24	ALL46404-24
26"	ALL46400-26	-	ALL46402-26	ALL46404-26
28"	ALL46400-28	-	ALL46402-28	ALL46404-28
30"	ALL46400-30	-	ALL46402-30	ALL46404-30
32"	ALL46400-32	-	ALL46402-32	ALL46404-32
36"	ALL46400-36	-	ALL46402-36	ALL46404-36
42"	ALL46400-42	-	ALL46402-42	ALL46404-42
48"	ALL46400-48	-	ALL46402-48	ALL46404-48
60"	ALL46400-60	-	ALL46402-60	ALL46404-60
90"	ALL46400-90	-	-	-
120"	ALL46400-120	-	ALL46402-120	ALL46404-120
180"	ALL46400-180	-	-	-



Coated Braided Steel Lines With Steel Ends

Black coated braided steel lines with steel ends. Choose #3 or #4 line in straight/straight or straight/ 90° configurations. Lengths stated are overall, end-to-end.



Length	#3 Line		#4 Line	
	Two -3 Straight	-3 90° and -3 Straight	Two -4 Straight	-4 90° and -4 Straight
12"	ALL48430-12	ALL48434-12	ALL48440-12	ALL48444-12
15"	ALL48430-15	ALL48434-15	ALL48440-15	ALL48444-15
18"	ALL48430-18	ALL48434-18	ALL48440-18	ALL48444-18
21"	ALL48430-21	ALL48434-21	ALL48440-21	ALL48444-21
24"	ALL48430-24	ALL48434-24	ALL48440-24	ALL48444-24
30"	ALL48430-30	ALL48434-30	ALL48440-30	ALL48444-30
36"	ALL48430-36	ALL48434-36	ALL48440-36	ALL48444-36

Coated Braided Steel Lines With Aluminum Ends

Black coated braided steel lines have black aluminum ends. Choose #2, #3 or #4 line in straight/straight or straight/ 90° configurations. Lengths stated are overall, end-to-end.



Length	#2 Line		#3 Line		#4 Line	
	Two -3 Straight	Two -3 Straight	-3 90° and -3 Straight	Two -4 Straight Ends	-4 90° And -4 Straight	
6"	ALL48385	ALL48387	ALL48413	ALL48349	ALL48398	
9"	ALL48386	ALL48388	ALL48414	ALL48350	ALL48399	
12"	ALL48371	ALL48361	ALL48415	ALL48351	ALL48400	
15"	ALL48372	ALL48362	ALL48416	ALL48352	ALL48401	
18"	ALL48373	ALL48363	ALL48417	ALL48353	ALL48402	
21"	ALL48374	ALL48364	ALL48418	ALL48354	ALL48403	
24"	ALL48375	ALL48365	ALL48419	ALL48355	ALL48404	
30"	ALL48376	ALL48366	ALL48420	ALL48356	ALL48405	
36"	ALL48378	ALL48368	ALL48422	ALL48358	ALL48407	
40"	ALL48384	ALL48389	ALL48426	ALL48390	ALL48427	
48"	ALL48379	ALL48369	ALL48423	ALL48359	ALL48408	
60"	ALL48380	ALL48370	ALL48424	ALL48360	ALL48409	
73"	ALL48383	ALL48382	ALL48425	ALL48381	ALL48410	

#6 Coated Braided Steel Lines With Aluminum Ends

Black coated braided steel lines have black aluminum ends. Lengths stated are overall, end-to-end.



NEW!

Lines With 90° Ends

Length	Two -6 Straight	-6 90° & -6 Straight*
12"	ALL48465-12	ALL48466-12
24"	ALL48465-24	ALL48466-24
36"	ALL48465-36	ALL48466-36
72"	ALL48465-72	ALL48466-72
120" (10ft)	ALL48465-120	ALL48466-120
192" (16ft)	ALL48465-192	ALL48466-192

***NEW!**



Mike Harrison

Photo: Jim DenHamer

Quick Disconnect Couplings

2-piece couplings allow lines to be separated without loss of fluid or requirement of bleeding. Commonly used on brake systems when changing front or rear axle assembly, hydraulic wing cylinders, a hydraulic clutch system using a hydraulic throw out bearing or when servicing a transmission with an internal hydraulic clutch.



ALL50215


ALL50212
ALL50213

ALL50209

- ALL50215 Steel Coupling With 1/8" NPT Female Threads
- ALL50212 Alum. Coupling With -3AN Male Threads
- ALL50213 Alum. Coupling With -4AN Male Threads
- ALL50209 Premium Coupling Fitting With -3AN Male Threads

#3 Braided Steel Lines With -4 Ends

Length	Two -4 Straight Ends	-4 90° And -4 Straight
9"	ALL46310-9	ALL46312-9
12"	ALL46310-12	ALL46312-12
15"	ALL46310-15	ALL46312-15
18"	ALL46310-18	ALL46312-18
21"	ALL46310-21	ALL46312-21
24"	ALL46310-24	ALL46312-24
28"	ALL46310-28	ALL46312-28
32"	ALL46310-32	ALL46312-32
36"	ALL46310-36	ALL46312-36
42"	ALL46310-42	ALL46312-42
48"	ALL46310-48	ALL46312-48
60"	ALL46310-60	ALL46312-60
120"	ALL46310-120	ALL46312-120



Braided Steel Lines With 10mm Banjo Fitting

Length	#3 Line		#4 Line
	-3 Straight	-4 Straight	-4 Straight
18"	ALL46340-18	-	ALL46440-18
21"	-	-	ALL46440-21
24"	-	ALL46341-24	ALL46440-24
44"	ALL46340-44	-	-



#4 Braided Steel Lines With 1/8" NPT And Straight -4 Ends

Length	Part No.
18"	ALL46420-18
24"	ALL46420-24
30"	ALL46420-30
36"	ALL46420-36
48"	ALL46420-48



#3 Braided Steel Lines With 3/16" Inverted Flare 90° And Straight -3 Ends

Length	Part No.
24"	ALL46332-24
36"	ALL46332-36
48"	ALL46332-48



Bulkhead Fittings

Black anodized aluminum bulkhead adapter fittings are perfect when plumbing needs to pass through a firewall, interior panel or a mounting bracket.

- ALL50092..... Straight -3AN to -3AN
- ALL50093..... Straight -4AN to -4AN
- ALL50094..... 90 Degree -3AN to -3AN
- ALL50095..... 90 Degree -4AN to -4AN
- ALL50096..... Tee (Run) -3AN (3x)
- ALL50097..... Tee (Run) -4AN (3x)
- ALL50098..... -3AN Bulkhead Nut
- ALL50099..... -4AN Bulkhead Nut



90 Degree Swivel Fitting

Black anodized aluminum fitting swivels a full 360° for convenient hose connection. 1/8" NPT fitting is commonly used in after-market calipers, gauge panels or anywhere a swivel connection would be useful.

- ALL50108..... 1/8" NPT to -3AN
- ALL50109..... 1/8" NPT to -4AN



AN Union Fittings

Black anodized aluminum flare union adapter fittings are commonly used to connect two hoses with female AN ends.

- ALL50090 -3AN to -3AN
- ALL50091 -4AN to -4AN



Bulkhead Mounting Tab

ALL60093

One-piece steel mounting tab with 7/16" hole can be bolted to the chassis or rear end to hold bulkhead fittings in place. Bracket is 5/64" thick.



Clutch Line Kits

Designed to connect clutch master cylinder to hydraulic throw-out bearing or directly to transmissions with internal clutches. Pre-assembled braided steel hose assemblies have #3 lines and are fitted with one -3AN straight end and one 3/16" inverted flare 90° hard line end. Also includes one 1/8" male to -3AN fitting (ALL50000).



ALL46100-24....Kit With 24" Line
 ALL46100-36....Kit With 36" Line
 ALL46100-48 ...Kit With 48" Line

Universal Clutch Line Kit **ALL46101-36**

Universal kit includes a variety of fittings to connect most master cylinders to a hydraulic slave cylinder, throw-out bearing or to an internal clutch transmission including Bert and Brinn style transmissions. Kit includes an 8" long 3/16" hard line, one each of straight and 90° male 1/8"NPT to 3/16" inverted flare fittings, one straight female 1/8"NPT to 3/16" inverted flare fitting, two straight male 1/8"NPT to -4AN hose fittings, a 36" #4 braided steel hose with -4 straight fittings and line clamps for the steel and braided line.



D.O.T. Legal Brake Hose Kits

Kit includes everything necessary to complete the connection between 3/16" steel brake line and the brake caliper for one axle. Kits include two brake line adapter fittings, steel weld on tabs, retainer clips, banjo caliper fittings, banjo bolts, crush washers, and 16" DOT approved #3 braided steel hoses.



ALL42032 GM Metric Kit With 10mm-1.50 Caliper Bolts
 ALL42033 Big GM Kit With 7/16"-20 Caliper Bolts

Brake Hose Kits

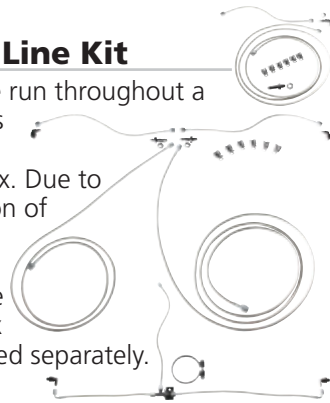
Kit includes everything necessary to complete the connection between 3/16" steel brake line and the brake caliper for one axle. Kits include two brake line adapter fittings, steel weld on tabs, retainer clips, banjo caliper fittings, banjo bolts, crush washers, and 15" #3 braided steel hoses.



ALL42025 GM Metric Kit With 10mm-1.50 Caliper Bolts
 ALL42027 Big GM Kit With 7/16"-20 Caliper Bolts

Dirt Race Car Brake Line Kit

Kit allows braided lines to be run throughout a dirt race car. Includes all lines needed to reach from the calipers to inside the foot box. Due to brand preference and location of pedals, master cylinders and brake shut off, the specific fittings and lines to complete plumbing inside the foot box area will need to be purchased separately.



Concerned about brake pressure? This kit uses #3 line size for stiffer pedal feel while utilizing the more popular -4AN ends.

ALL42052 Kit For Dirt Modifieds With OEM Calipers
 ALL42053 Kit For Dirt Modifieds With Aftermarket Calipers
 ALL42054 Kit For Dirt Late Models With Aftermarket Calipers

Rear End Brake Line Kit (Single Line Drop)

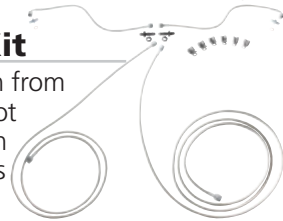
Kit is designed to eliminate "hanging" brake lines near the rear calipers. Rear brake line kits utilize a single line drop located near the left side of the center section. From the drop, the lines tee and run over the top backside of the center section, then across the backside of axle tubes to the calipers. Kit includes braided lines (#3 line with -4AN ends), -4AN tee, 3" axle tube clamp bracket and a tee bracket.



ALL42056... Kit For Dirt Modifieds (60" Wide) With OEM Calipers
 ALL42057... Kit For Dirt Modifieds (60" Wide) W/Aftermarket Calipers
 ALL42058... Kit For Dirt Late Models (62" Wide) W/Aftermarket Calipers

Front End Brake Line Kit


Kits include braided lines to reach from the front calipers to inside the foot box. Braided lines are #3 size with -4AN ends. The #3 line size offers a stiffer pedal feel while utilizing the more popular -4AN ends.



ALL42060 Kit For Dirt Modifieds With OEM Calipers
 ALL42061 Kit For Dirt Modifieds With Aftermarket Calipers
 ALL42062 Kit For Dirt Late Model With Aftermarket Calipers
 Note: Visit our website for specific components used in these kits!

Gauge Line Kits

Gauge line kits provide easy connection to most mechanical oil and fuel pressure gauges. Includes a pre-assembled length of #4 braided steel line with -4AN ends and male and female 1/8"NPT adapters to work with most applications.



ALL46110-36 Kit With 36" Line
 ALL46110-48 Kit With 48" Line
 ALL46110-60 Kit With 60" Line
 ALL46110-72 Kit With 72" Line



Steel Brake Line

Steel brake line is available in lengths from 8" to 72" for plumbing brake systems. Standard galvanized zinc coating.



Length	3/16" Line With 3/8"-24 Ends	1/4" Line With 7/16"-24 Ends
8"	ALL48048	ALL48064
12"	ALL48050	ALL48066
20"	ALL48052	ALL48068
30"	ALL48054	ALL48070
40"	ALL48056	ALL48072
51"	ALL48058	ALL48074
60"	ALL48060	ALL48076
72"	ALL48062	ALL48078

Stainless Steel Brake Line

304 grade stainless steel line exceeds SAE and DOT requirements. Pre-made lines include standard size stainless ends for years of service and show quality finish.



Length	3/16" Line With 3/8"-24 Ends	1/4" Line With 7/16"-24 Ends
8"	ALL48300	ALL48310
12"	ALL48301	ALL48311
20"	ALL48302	ALL48312
30"	ALL48303	ALL48313
40"	ALL48304	ALL48314
51"	ALL48305	ALL48315
60"	ALL48306	ALL48316
72"	ALL48307	ALL48317

Hard Brake Line Display Rack

ALL052

Display, organize, and inventory many lengths of 3/16" steel brake line. Rack measures 17" wide, and has 21 slots which hold 6 pieces each. Pre-punched mounting holes provide easy mounting on wall or display fixture. Not for use with braided brake lines.



Tubing Cutters

Cut plastic, aluminum, copper or steel tubing without distorting or crushing. Standard cutter works with tubing from 1/8" up to 1-1/8" and has wide rollers for even tracking of cutter wheel, built in reamer for cleaning inside of tubing and an extra cutting wheel. Mini cutter can cut tubing from 1/8" to 5/8" in tight areas.

ALL11010..... Mini
ALL11011..... Standard



Coiled Tubing

Coiled tubing works great for building custom length brake lines, transmission lines and fuel lines without unions. Tubing is easy to cut and flare to desired length. Stainless tubing is 304 grade and double annealed for easy flaring and bending. Coiled tubing does not include flare nuts (sold separately).



Part No.	Size	Material	Length
ALL48040	3/16"	Steel (Zinc Coated)	25'
ALL48308	3/16"	Stainless	20'
ALL48326	1/4"	Steel (Zinc Coated)	25'
ALL48318	1/4"	Stainless	20'
ALL48327	5/16"	Steel (Zinc Coated)	25'
ALL48320	5/16"	Stainless	20'
ALL48328	3/8"	Steel (Zinc Coated)	25'
ALL48322	3/8"	Stainless	20'

Inverted Flare Nuts

Flare nuts are used for building custom hard brake lines, transmission cooler lines, oil lines and fuel lines. 3/16" and 1/4" nuts are available to fit most master cylinder and metering/proportioning valve applications. Select proper thread size for line used.



Part No.	Size	Color	Qty.
Flare Nuts For 3/16" Line			
ALL50110	3/8"-24	Zinc Plated	10-Pack
ALL50111	3/8"-24	Stainless	10-Pack
ALL50113	7/16"-24	Red	2-Pack
ALL50114	1/2"-20	Green	2-Pack
ALL50115	9/16"-18	Olive	2-Pack
Flare Nuts For 1/4" Line			
ALL50116	7/16"-24	Zinc Plated	10-Pack
ALL50117	7/16"-24	Stainless	10-Pack
ALL50118	1/2"-20	Gold	2-Pack
ALL50119	9/16"-18	Blue	2-Pack
Flare Nuts For 5/16" Line			
ALL50140	1/2"-20	Zinc Plated	10-Pack
ALL50141	1/2"-20	Stainless	4-Pack
Flare Nuts For 3/8" Line			
ALL50142	5/8"-18	Zinc Plated	10-Pack
ALL50143	5/8"-18	Stainless	4-Pack

Steel Tube Nut And Sleeve

Tube nuts and sleeves are used when making hard line connections to male AN fittings. Line requires a 37° flare for proper sealing. Package of 4.

ALL50300..... -3AN Tube Nut
ALL50310..... -3AN Tube Sleeve



ALL50300



ALL50310

Aluminum Tube Nuts And Sleeves

Aluminum tube nuts and sleeves are used with corresponding hard lines to connect to male AN fittings. Line requires a 37° flare for proper sealing. Package of 2.



ALL50320



ALL50330

Size (Female)	For Tubing O.D.	Tube Nut	Tube Sleeve
-3	3/16"	ALL50320	ALL50330
-4	1/4"	ALL50321	ALL50331
-6	3/8"	ALL50322	ALL50332
-8	1/2"	ALL50323	ALL50333
-10	5/8"	ALL50324	ALL50334

Double Flare Tool

ALL11015

Double flares 3/16", 1/4", 5/16", 3/8" and 1/2" steel or aluminum and .040" copper tubing at 45°, the most common flare used in custom brake and fuel lines. Includes detailed instructions and a convenient plastic storage case.



37° Flaring Tool

ALL11016

This -AN fitting flare tool is essential when working with 37° flared fittings. Tool for use with soft copper, aluminum and brass tubing will precisely flare from -3 to -10 and 3/16" to 5/8".



Universal Line Clamps

Two-piece aluminum clamps dress up wiring or hard line. Package of 4.

- ALL18320 3/16"
- ALL18321 1/4"
- ALL18322 5/16"
- ALL18323 3/8" Nylon



Aluminum Line Clamps

Aluminum clamps have a protective neoprene cushion to prevent abrasion and a 1/4" mounting hole to secure electrical wiring, hoses or cables to a panel or frame.

Clamp Size	10-Pack	50-Pack
3/16"	ALL18300	ALL18300-50
1/4"	ALL18301	ALL18301-50
3/8"	ALL18302	ALL18302-50
1/2"	ALL18303	ALL18303-50
5/8"	ALL18304	ALL18304-50
3/4"	ALL18305	ALL18305-50
7/8"	ALL18306	ALL18306-50
1"	ALL18307	ALL18307-50
1-1/4"	ALL18308	ALL18308-50



Nylon Line Clamps


Black nylon clamps have a 3/16" mounting hole to secure electrical wiring, hoses or cables to a panel or frame.

Clamp Size	10-Pack	50-Pack
1/8"	ALL18309	ALL18309-50
3/16"	ALL18310	ALL18310-50
1/4"	ALL18311	ALL18311-50
3/8"	ALL18312	ALL18312-50
1/2"	ALL18313	ALL18313-50
5/8"	ALL18314	ALL18314-50
3/4"	ALL18315	ALL18315-50
1"	ALL18317	ALL18317-50



Brake Line Kit **ALL48030**

Quickly plumb any race car using an Allstar nylon brake line kit. Kit extends from the master cylinder to the caliper and includes 35' of 3/16" line, compression ends, unions, tees and 1/8" NPT fittings. Race proven for years. Not for street use.



Deluxe Nylon Brake Line Kits

Deluxe kits feature push lock fittings to ease installation. Kits include 30' of 3/16" line and fittings. Not for street use.

- ALL48018 For Use W/O Brake Gauges
- ALL48019 For Use W/Brake Gauges



3/16" Nylon Brake Line

- ALL48026 10'
- ALL48027 50'
- ALL48028 100'



3/16" Nylon Brake Line Compression Fittings



- ALL48032 1/8"-27NPT Male To 3/16" Straight
- ALL48033 1/8"-27NPT Male To 3/16" 90°
- ALL48034 3/16" Union
- ALL48035 3/16" Tee, All Compression
- ALL48036 3/16" Captured End Caps, 10-Pack

3/16" Nylon Brake Line Push Lock Fittings



- ALL48020 1/8"-27NPT Male To 3/16"
- ALL48021 1/8"-27NPT Female To 3/16"
- ALL48022 3/16" Tee, All Push Lock
- ALL48023 3/16" Tee, Two Pushlock And One 1/8"-27NPT Male



Bobby Pierce

Photo: Marcus Berglund



Aluminum Fuel Line

Allstar aluminum fuel line is seamless and available in three diameters. 25' coil.

- ALL40180..... 3/8" Dia.
- ALL40185..... 1/2" Dia.
- ALL40186..... 5/8" Dia.



Fuel Cell Hose

Clear vent and filler hose is ideal for Circle Track cars. Sold in pre-cut lengths of 5', 10' and 20'.



Description	5'	10'	20'
1" I.D. Vent Hose	ALL40160-5	ALL40160-10	ALL40160-20
1-1/4" I.D. Vent Hose	ALL40161-5	ALL40161-10	ALL40161-20
1-1/2" I.D. Vent Hose	ALL40162-5	ALL40162-10	ALL40162-20
2-1/4" I.D. Filler Hose	ALL40168-5	ALL40168-10	ALL40168-20
2-1/2" I.D. Filler Hose	ALL40170-5	ALL40170-10	ALL40170-20

Caps And Plugs

A must for keeping debris out of lines and hoses. Ideal for keeping internal components of dry sump pumps, fuel pumps, pressure regulators, etc. clean during storage. Caps and plugs fit 37° flared fittings and straight threaded ports. Available in plastic and aluminum.



Cap	Plug	AN Size	Thread Size	No. Per Pkg.
Plastic Caps And Plugs				
ALL50801	ALL50811	-3	3/8"-24	20
ALL50802	ALL50812	-4	7/16"-20	20
ALL50803	ALL50813	-6	9/16"-18	20
ALL50804	ALL50814	-8	3/4"-16	20
ALL50805	ALL50815	-10	7/8"-14	10
ALL50806	ALL50816	-12	1-1/16"-12	10
ALL50807	ALL50817	-16	1-5/16"-12	10
ALL50808	ALL50818	-20	1-5/8"-12	5
Aluminum Caps And Plugs				
ALL50821	ALL50831	-3	3/8"-24	20
ALL50822	ALL50832	-4	7/16"-20	20
ALL50823	ALL50833	-6	9/16"-18	20
ALL50824	ALL50834	-8	3/4"-16	20
ALL50825	ALL50835	-10	7/8"-14	10
ALL50826	ALL50836	-12	1-1/16"-12	10
ALL50827	ALL50837	-16	1-5/16"-12	10

Cap And Plug Kits

Kits include five of each size, -3 to -16.

- ALL50800 Plastic Cap Kit
- ALL50810..... Plastic Plug Kit
- ALL50820..... Aluminum Cap Kit
- ALL50830..... Aluminum Plug Kit



Grommet Set ALL18360

Grommets are perfect for protecting wiring and hoses that pass through panels up to 1/16" (.062") thick. Kit includes 36 grommets (6 of each size: 1/4", 5/16", 3/8", 1/2", 5/8" and 11/16"). Grommets are also available in size specific 10-packs.



Part No.	Grommet Hole I.D.	Panel Hole I.D.
ALL18362	3/16"	5/16"
ALL18363	1/4"	3/8"
ALL18364	5/16"	7/16"
ALL18365	3/8"	1/2"
ALL18366	1/2"	5/8"
ALL18367	5/8"	7/8"
ALL18368	11/16"	1"

Vacuum Line

Premium vacuum line resists kinking and is pliable for easy routing. Often used when connecting sensors, vacuum advance units, windshield washers or replacing existing cracked, leaking vacuum lines. Size indicated is I.D. of hose.

- ALL40340..... 5/32", 5' Long
- ALL40341..... 5/32", 50' Long
- ALL40342..... 7/32", 5' Long
- ALL40343..... 7/32", 50' Long



Fuel Line


Premium fuel line is reinforced to help prevent kinking and is rated up to 50 PSI for use with carbureted applications. Fuel line has many other uses, including connecting PCV valves, coolant overflow tanks, and vent lines for transmissions and differentials. Line is compatible with gasoline, E-85, diesel and biodiesel. Size indicated is I.D. of hose.

- ALL40350..... 1/4", 3' Long
- ALL40351..... 1/4", 25' Long
- ALL40353..... 5/16", 3' Long
- ALL40354..... 5/16", 25' Long
- ALL40356..... 3/8", 3' Long
- ALL40357..... 3/8", 25' Long



Fuel Line Kits

Dual feed fuel line kits include the correct fittings and hoses to properly plumb single carburetor applications when connecting to AN style fitting. Line kits also include a capped -4AN fitting which can be easily connected to a fuel pressure gauge. Kits are offered with -6AN or -8AN lines and fittings.



Application	C To C	Carb Thread	Red/Blue	Black
-6 Holley (4150 Series)	9-5/16"	7/8"-20	ALL26154	ALL26164
-8 Holley (4150 Series)	9-5/16"	7/8"-20	ALL26156	ALL26166
-8 Holley (4150 Series)*	9-5/8"	7/8"-20	ALL26159	ALL26169
-8 Holley Ultra HP (4150 Series)	9-5/8"	3/4"-16	-	ALL26165
-8 Holley Dominator (4500 Series)	11-5/8"	7/8"-20	ALL26158	ALL26168
-8 BG Demon	9-5/8"	9/16"-24	ALL26157	ALL26167

*Designed for carburetors with custom metering block including Willy's and KB.

Fuel Logs

Fuel logs efficiently provide fuel to most 4150 series Holley style carburetors with 7/8"-20 inlet threads and standard metering blocks. Choose log with a -8AN male inlet fitting or -8 barbed inlet fitting for use with push lock hose. Logs have 1/2" NPT and 1/8" NPT plugs which can be removed when installing a return line or fuel pressure gauge.

ALL26152 Fuel Log With -8AN Barbed Inlet Fitting
 ALL26153 Fuel Log With -8AN Male Inlet Fitting



ALL26153

Aluminum Carb Fittings

Convert Holley carburetors with 7/8"-20 threads, Holley Ultra HP with 3/4"-16 ORB threads or BG/Demon style with 9/16"-24 threads to an AN style connection. Anodized aluminum fittings simplify plumbing fuel systems and building custom fuel lines. Fittings sold each.



ALL50890
ALL50892

ALL50900

ALL50902

ALL50901

ALL50896

ALL50904

ALL50906

ALL50905

Fittings With:	Blue	Black
Female -6AN End Holley (7/8"-20)	ALL50890	ALL50892
Male -6AN End Holley (7/8"-20) Short	ALL50894	ALL50896
Female -8AN End Holley (7/8"-20)	ALL50900	ALL50902
Female -8AN End Holley HP (3/4"-16 ORB)	-	ALL50907
Female -8AN End BG/Demon (9/16"-24)	ALL50901	-
Male -8AN End Holley (7/8"-20) Short	ALL50904	ALL50906
Male -8AN End Holley (7/8"-20)	ALL50905	-

Replacement Component

ALL50910..... Sealing Washer for 7/8" Fittings, 10-Pack




GM T.P.I.

Fuel Injection Fittings

Special tube O-ring fittings convert GM Tuned Port Injection fuel systems to -6AN fittings.

ALL50950..... TPI Return Fitting, 14mm-1.50
 ALL50951 TPI Inlet Fitting, 16mm-1.50




Sprint Wing Line Kit

ALL48006

Kit includes lightweight, coated, braided stainless steel lines and aluminum fittings to help simplify plumbing of KSE Gen2 steering gear and wing cylinder.

Kit includes (2) #4 slider lines (22" long and 36" long), (2) #4 pressure and return lines (18" long), (4) 45° -4AN to 1/8" NPT valve fittings, (2) 90° -4AN to 1/8" NPT cylinder fittings and (2) high-flow -3 ORB to -4AN fittings.



Power Steering Hose Kits

Kits include hose and fittings to properly install a remote reservoir style power steering pump to most cars. Steering box fittings are sold separately.



ALL48200

Front Mount Kits - O.E. Style Location With Pump Mounted To Front Of Engine
 ALL48204..... Kit For Stock Type Gear Box (Modified, Street Stock)
 ALL48200..... Kit For Rack And Pinion Steering

Rear Mount Kits - Pump Mounted To Bell Housing Mounted Dry Sump Pumps, Fuel Pumps, etc.
 ALL48201 Kit For Rack And Pinion
 ALL48205..... Kit For Steering Box

Power Steering Hose

The same quality hose included in our power steering hose kits, available in a variety of lengths for building custom power steering lines or making repairs. Hose is suitable for most steering applications.



Power Steering Hose

ALL48270-3..... -6, 3' Long
 ALL48270-6 -6, 6' Long
 ALL48270-10... -6, 10' Long
 ALL48270-15... -6, 15' Long
 ALL48270-20... -6, 20' Long

Stainless Hose

ALL48275-3..... -10, 3' Long
 ALL48275-6 -10, 6' Long

Power Steering Hose Ends

The same quality hose ends included in Allstar's power steering hose kits for building custom power steering lines or making repairs. Fittings are suitable for most steering applications.



ALL48271



ALL48272

-6 Hose Ends (Steel)

ALL48271 Straight
 ALL48272 45°
 ALL48273 90°

-10 Hose Ends (Aluminum)

ALL48276..... Straight
 ALL48277 45°
 ALL48278 90°
 ALL48279..... 120°



ALL48278



Power Steering Box Fittings



Allstar fittings convert most power steering boxes and racks to -6AN fitting.

O-Ring Style Fittings

- ALL48210* ... -6AN Male To 16mm Fitting With O-Ring
- ALL48211 -6AN Male To 14mm Fitting With O-Ring
- ALL48212* ... -6AN Male To 18mm Fitting With O-Ring
- ALL48214 -6AN Male To 9/16"-18 Fitting With O-Ring

Non O-Ring Style Fittings

- ALL48215 -6AN Male To 5/8"-18 Fitting
 - ALL48217 -6AN Male To 11/16"-18 Fitting
- *These are the two most common fittings when O-rings are needed.

Sprint Power Steering Lines



Assembled lines for power steering have -6AN ends and are compatible with high pressure pumps found in today's sprint cars where standard hose and fittings cannot be used. Lines are lightweight yet strong, weighing less than a standard high pressure hose assembly. Plumbing is perfect for connection of KSE steering gear to pump. 13-1/2" long.

- ALL48260 Line With Steel Ends And Protective Wrap
- ALL48261 Line With Aluminum Ends

Sprint Power Steering Supply Line

ALL48262



Gen2 supply line has a 90° -10AN and a straight -10AN aluminum fitting for a precise fit to the KSE Gen2 steering gear. New style hose is very flexible yet will not collapse under suction. Total overall length including fittings 9".

Oil Filter Adapters

Oil filter adapters are OE style replacement mounts for securing oil filter to engine block or oil pan when rebuilding or replacing an engine

NEW Applications!



- ALL92000 1968-96 SB Chevy Including LT1 and 1968-90 Gen IV BB Chevy Engines, Aluminum adapter with bypass valve bolts to block and has 13/16"-16 threads to accept oil filter.
- ALL92001 Bolt kit for ALL92000
- ALL92004 Gen V and VI 1991-Up BB Chevy Engines, Adapter threads into block with 1"-12 threads and has 13/16"-16 threads to accept oil filter.
- ALL92005+ 1997-2017 LS Series Engines Hex body adapter threads into oil pan.
- ALL92006+ 1997-2017 LS Series Engines, Round body with internal hex adapter threads into oil pan.
- ALL92003 Fits Most SB Ford 302-351W Engines, Adapter threads into block with 1-1/16"-12 threads and has 3/4"-16 threads to accept oil filter.



NEW!

Chevy Billet Oil Filter Adapter

ALL92020

NEW!



Billet aluminum adapter replaces the stock cast aluminum adapter and eliminates the bypass found in OE adapters. Adapter fits most 1968-96 SB Chevy and 1968-90 Gen IV BB Chevy engines, has 13/16-16 threads for spin-on style oil filters and includes mounting hardware.

Aluminum Oil Inlet Fittings

Aluminum fittings adapt NPT to AN threads that are commonly used when connecting oil lines, and other applications. Length stated is overall length. ALL90045 features two additional 1/8" NPT ports commonly used when plumbing valve spring oilers.

- ALL90048 3/8" NPT to -10AN, 3" Long
- ALL90043 1/2" NPT to -10AN, 3" Long
- ALL90046 1/2" NPT to -10AN, 4" Long
- ALL90044 1/2" NPT to -12AN, 3" Long
- ALL90045 1/2" NPT to -12AN, 3-1/2" Long (With 1/8" NPT Ports)



Inline Oil Temperature Tees

Install in the oil return line (pump-to-tank) to adapt a probe for an oil temperature gauge. All inline tees have 1/2" NPT threads for probe fittings and 1/4" holes for mounting.

- ALL90040 -10AN
- ALL90041 -12AN
- ALL90042 -16AN



Reducer Fittings

Reducer fittings are an economical way to reduce the male AN thread size on items such as oil coolers and inline temperature tees.

- ALL90075 -10AN To -8AN
- ALL90076 -12AN To -10AN



Temperature Gauge Probe Adapters

Aluminum adapters are a nice upgrade from brass adapters and feature a longer length for use in shallow applications when the mechanical temperature gauge probe may contact the inside of a cylinder head or intake manifold. Extra length of fitting will still allow end of probe to protrude into the coolant for accurate readings.

- ALL50203 3/8" NPT
- ALL50204 1/2" NPT



Drain Plug Kits

Drain plug kits include a machined weld-on bung that has a step added to fit inside a drilled hole for easy installation. Kits are perfect when adding drain plugs to oil pans, rear end housings, dry sump tanks, etc.



Size	Aluminum Bung	Steel Bung
3/8" NPT	ALL50732	ALL50733
1/2" NPT	ALL50734	ALL50735

Weld Bungs

Weld-on bungs are available in 6061 aluminum or mild steel and allow additional fittings to be added to radiators, oil pans, or for building custom tanks or other components.

Female NPT

Size	O.D.	Aluminum	Steel
1/8"-27NPT	3/4"	ALL50740	ALL50750
1/4"-18NPT	7/8"	ALL50741	ALL50751
3/8"-18NPT	1"	ALL50742	ALL50752
1/2"-14NPT	1-1/4"	ALL50743	ALL50753
3/4"-14NPT	1-3/8"	ALL50744	ALL50754
1"-11-1/2NPT	1-5/8"	ALL50745	-



Male AN

Size	Thread	Flange		Aluminum	Steel
		O.D.	O.D.		
4AN	7/16"-20	3/4"	3/4"	ALL50760	ALL50770
6AN	9/16"-18	7/8"	7/8"	ALL50761	ALL50771
8AN	3/4"-16	1"	1"	ALL50762	ALL50772
10AN	7/8"-14	1-1/8"	1-1/8"	ALL50763	ALL50773
12AN	1-1/16"-12	1-3/8"	1-3/8"	ALL50764	ALL50774
16AN	1-5/16"-12	1-5/8"	1-5/8"	ALL50765	ALL50775
20AN	1-5/8"-12	1-3/4"	1-3/4"	ALL50766	ALL50776



Female AN ORB

Size	Thread	O.D.	Aluminum
4AN	7/16"-20	3/4"	ALL50780
6AN	9/16"-18	7/8"	ALL50781
8AN	3/4"-16	1"	ALL50782
10AN	7/8"-14	1-1/8"	ALL50783
12AN	1-1/16"-12	1-3/8"	ALL50784
16AN	1-5/16"-12	1-5/8"	ALL50785



Overflow Nozzles

Aluminum nozzle acts as a signal to the driver indicating a possible overheating condition as the cooling system pushes out water. Nozzle with threaded body mounts in a body panel outside the driver's compartment and is available with a 1/4" barb or a -4AN male fitting.



ALL30178..... Nozzle With 1/4" Barb Fitting
 ALL30179..... Nozzle With -4AN Male Fitting

Radiator Overflow Fitting **ALL99312**

Commonly used fitting threads into the filler neck of most radiators, allowing connection to an overflow tank. Aluminum fitting has 1/8" NPT threads and accepts a 5/16" hose.



Petcock **ALL99030**

Replacement petcock for Allstar breather and overflow tanks is also perfect for draining coolant from engines. 1/4" NPT threads.



Radiator Hoses

Two-ply coolant hose is flexible and adapts to a variety of applications. Abrasion resistant cover will not crack or harden.



1-1/2" Dia. Upper Hose

- ALL30200..... 12"
- ALL30202..... 14"
- ALL30204..... 15-1/2"
- ALL30206..... 17"
- ALL30208..... 20"
- ALL30210..... 22"
- ALL30212..... 25"
- ALL30214..... 30"

1-3/4" Dia. Lower Hose

- ALL30220..... 11"
- ALL30222..... 13-1/2"
- ALL30224..... 16-1/2"
- ALL30226..... 19"
- ALL30228..... 23-1/2"

Hose Clamps (2-Packs):

- ALL18334..... Clamps, Upper Hose
- ALL18336..... Clamps, Lower Hose

Hose Clamps

Heavy duty all stainless steel clamps are easily tightened with a deep slot hex head screw. Superior to standard hardware store clamps. For best connection, select the clamp which fits within the range of hose O.D.



Part No.	Min Hose O.D.	Max Hose O.D.
2-Pack		
ALL18330	1/4"	5/8"
ALL18332	1/2"	1-1/8"
ALL18334	1"	2"
ALL18336	1-5/16"	2-1/4"
ALL18338	1-9/16"	2-1/2"
ALL18340	1-5/8"	3-1/2"
ALL18342	2-5/8"	4-1/2"
10-Pack		
ALL18330-10	1/4"	5/8"
ALL18332-10	1/2"	1-1/8"
ALL18334-10	1"	2"
ALL18336-10	1-5/16"	2-1/4"
ALL18338-10	1-9/16"	2-1/2"

Power Grip Clamps

Gates Power Grip Clamps seal when heated with a standard heat gun, forming a tight band around standard rubber and silicone coolant hoses to provide a secure connection, even under harsh race conditions. Installed clamps provide a smooth, flush fit around hoses and eliminate exposed sharp edges associated with standard hose clamps. Select the band clamp which fits within range of hose O.D. for best connection. Sold each.



Part No.	Min Hose O.D.	Max Hose O.D.
ALL30250	1/2"	11/16"
ALL30251	11/16"	13/16"
ALL30252	13/16"	15/16"
ALL30253	15/16"	1-1/16"
ALL30254	1-1/16"	1-3/16"
ALL30255	1-3/16"	1-1/2"
ALL30256	1-1/2"	1-3/4"
ALL30257	1-3/4"	2"
ALL30258	2"	2-1/4"

Note: Clamps are not designed for use with flammable liquids or fuel line connections.

Performance Mechanical

Fuel Pump **ALL40266**

Lightweight die-cast three valve pump is great for use with Sportsman type engines up to 700HP and 8,000 RPM. Pump has -8AN inlet and outlet fittings for easy plumbing. Lower section is clockable every 30° to fit most applications. Pump is rated at 45 GPH @ 7–8.5 PSI and does not require an external fuel pressure regulator.



Sportsman 2-Valve Fuel Pumps

Pumps with aluminum housings have 1/4" NPT inlet/outlet fittings, heavy duty diaphragms, anti-float springs, and "clockable" lower base for rotation of inlet and outlet. Pumps deliver 6-1/2 to 8 PSI with 80 GPH free flow.



ALL40260..... SB Chevy
ALL40261..... BB Chevy
ALL40262..... SB Ford

ALL40260
ALL40261

SB Chevy Fuel Pump Mount Plate **ALL40254**

O.E. style plate replaces lost or missing mounting plate required to mount mechanical style fuel pump to most small block Chevrolet engines. Clear zinc plated finish may also be painted to match original appearance. Mounting hardware included.



SB Chevy Fuel Pump Block Off Plate **ALL40255**

Plate covers mechanical fuel pump engine opening on most small block Chevrolet when omitting a mechanical style fuel pump. Plate is often used when converting to electric or belt driven fuel pumps. Clear zinc plated finish may also be painted.



Billet Fuel Pump Block-Off Plates

CNC-machined billet aluminum plates cover the mechanical pump opening in the engine block and include a gasket and stainless steel fasteners.



ALL40306

Description	Blue	Clear	Red	Black
SB Chevy	ALL40300	ALL40301	ALL40302	ALL40306
BB Chevy, SB/BB Ford [†] , SB/BB Chrysler	ALL40303	ALL40304	ALL40305	ALL40307

[†]Will not fit Ford 351C, 351M-400.

Compact Electric Fuel Pump **ALL40320**

High flow, low pressure electric fuel pump equipped with a 5/16" inlet/outlet. The pump flows 18 gph at 4.0 PSI, 5.5 PSI maximum. Includes a rubber padded mounting bracket and two heavy duty hose clamps. Rated 12V/5 amps. Overall length is 5-1/2" x 1-1/2" wide.



Fuel Pressure Regulator

ALL40290

Place regulator between fuel pump and carburetor to regulate fuel pressure when using mechanical and electric performance fuel pumps. Two-piece aluminum body has a single 3/8" NPT inlet port on the bottom and two 3/8" NPT side outlet ports. "Dead Head" style regulator does not require a return line back to fuel tank or cell. 1/8" NPT port for mounting a fuel pressure gauge or sender line. Regulator also includes steel mounting bracket. Regulator is gasoline, ethanol, and E85 compatible. Use with 4.5 to 14 PSI systems. Not methanol compatible.



Replacement Part

ALL99430..... Rebuild Kit

Primer Bottle **ALL40090**

Durable plastic squeeze bottle is ideal for priming alcohol engines. Cap has an angled filler tube, with tapered tip that fits easily into the vent tube of carburetor fuel bowl. 16.9 ounce capacity.



Shockproof Pressure Gauges



ALL80200



ALL80210



ALL80220

1-1/2" diameter gauges are constructed using reliable brass internal parts and have a 1/8" NPT male fitting on the backside of the gauge. Dry gauges feature a chrome plated steel housing, while glycerin-filled gauges feature a stainless steel housing helping to dampen the effect of pulsation and pressure spikes of the gauge needle.

Description	Glycerine Filled		Engine Turned
	Dry Type		
0-15 PSI	ALL80200	ALL80210	ALL80220
0-30 PSI	ALL80202	-	ALL80222
0-60 PSI	ALL80204	ALL80214	ALL80224
0-100 PSI	ALL80206	ALL80216	ALL80226
0-1,500 PSI	ALL80208 (NOS)	ALL80218	-

Sprint Fuel Pressure Gauge

ALL40330

Fuel pressure indicator gauge allows pre-adjustment of the high speed secondary and main valve opening pressures using a compressed air source. Gauge can be mounted directly to the wall or tool box. 4-1/2" diameter dial has a 0-160 PSI range.



Inline Aluminum Fuel Filters

Black anodized, high flow inline filters are available with no element or with a stainless or paper element. Choose correct bracket and mount to chassis tubing along fuel line. Filter elements are 8" long and fit in a 9" housing. Overall length is 12" and outside diameter is 2". Filter flows enough fuel for any race car. Stainless elements are compatible with E-85 fuels.




Black Anodized Fuel Filters

Fitting Size	With Paper Element	With Stainless Element	Without Element
-6AN Ends	ALL40238 [†]	ALL40239*	ALL40243
-8AN Ends	ALL40216	ALL40218*	ALL40244
-10AN Ends	ALL40217	ALL40219*	ALL40245
-12AN Ends	ALL40240	ALL40242*	ALL40246

Replacement Parts

- ALL40220..... Paper Element (10 Micron)
- ALL40222* ... Stainless Element (63 Micron)
- ALL40223..... -6AN End Cap
- ALL40224..... -8AN End Cap
- ALL40226..... -10AN End Cap
- ALL40225..... -12AN End Cap
- ALL40236..... Spring
- ALL40237..... O-Ring 2-Pack

*Compatible with E-85 fuels




Filter Fact: Filter element must be installed with the closed end and the spring toward the INLET end of housing. The open end faces the OUTLET.

Fuel Filter Brackets

Brackets mount Allstar inline aluminum fuel filters to round or square tubing and flat surfaces. Flush mount bracket fastens to flat panels like a frame rail or firewall. A locking set screw holds filter in place. Brackets for round and square tubing clamp with caps secured by Allen head screws. Sold each.



Part No.	Tubing Size	Tubing Shape
ALL40229	1-1/4"	Round
ALL40227	1-3/8"	Round
ALL40228	1-1/2"	Round
ALL40230	1-3/4"	Round
ALL40232	2" x 2"	Square
ALL40235	Flush Mount	-



Hi-Flow Chrome Fuel Filter

ALL40250

Canister-type filter has 3/8" NPT inlet and outlet, a replaceable 10 micron element, and 90 GPH flow.



Replacement Part

ALL40251 Replacement Element And Seals

Fuel Line

Premium fuel line is reinforced to help prevent kinking and is rated up to 50 PSI for use with carbureted applications. Fuel line has many other uses, including connecting PCV valves, coolant overflow tanks, and vent lines for transmissions and differentials. Line is compatible with gasoline, E-85, diesel and biodiesel. Size indicated is I.D. of hose.

- ALL40350..... 1/4", 3' Long
- ALL40351 1/4", 25' Long
- ALL40353 5/16", 3' Long
- ALL40354 5/16", 25' Long
- ALL40356 3/8", 3' Long
- ALL40357 3/8", 25' Long



Vacuum Line

Premium vacuum line resists kinking and is pliable for easy routing. Often used when connecting sensors, vacuum advance units, windshield washers or replacing existing cracked, leaking vacuum lines. Size indicated is I.D. of hose.


- ALL40340..... 5/32", 5' Long
- ALL40341 5/32", 50' Long
- ALL40342..... 7/32", 5' Long
- ALL40343..... 7/32", 50' Long



Coiled Tubing

Coiled tubing works great for building one-piece custom fuel lines without unions. Stainless steel tubing is 304 grade and double annealed for easy flaring and bending. Tubing does not include flare nuts (sold separately).

- ALL48327.. 5/16" Standard Zinc, 25'
- ALL48320.. 5/16" Stainless, 20'
- ALL48328.. 3/8" Standard Zinc, 25'
- ALL48322.. 3/8" Stainless, 20'



Inverted Flare Nuts

Flare nuts are used for building custom length lines.

Part No.	Size	Material	Qty.
Flare Nuts for 5/16" Fuel Line			
ALL50140	1/2"-20	Zinc Plated	10-Pack
ALL50141	1/2"-20	Stainless	4-Pack
Flare Nuts for 3/8" Fuel Line			
ALL50142	5/8"-18	Zinc Plated	10-Pack
ALL50143	5/8"-18	Stainless	4Pack



Aluminum Fuel Line

Aluminum fuel line is seamless and available in three diameters. 25' coil.

- ALL40180 3/8" O.D.
- ALL40185 1/2" O.D.
- ALL40186 5/8" O.D.



Heat Sleeve

High temperature silicone coated fiberglass sleeving is non-flammable and resists temperatures up to 500°F. An excellent choice for protection of fuel lines, wiring, cables and various similar uses. Sleeving is resistant to gasoline and many other chemicals. Sold in 3' lengths. Size referenced is sleeve I.D. or O.D. of hose to be covered.



Color	1/4"	1/2"	3/4"	7/8"	1"
Orange	ALL34280	ALL34282	ALL34284	ALL34285	ALL34286
Black	ALL34290	ALL34292	ALL34294	ALL34295	ALL34296



Adjustable Fuel Logs

Adjustable fuel logs feature over 4" of adjustment to work with a variety of dual inlet carburetors. Black anodized aluminum log has a -8AN fuel inlet and a 3/8" NPT plug in rear port that can be removed to install a return line or fuel pressure regulator.

- ALL26150 Fuel Log With 7/8"-20 Fitting (Standard Holley)
- ALL26151 Fuel Log With 3/4"-16 ORB Fitting (Holley Ultra HP)



Fuel Logs

Fuel logs efficiently provide fuel to most 4150 series Holley style carburetors with 7/8"-20 inlet threads and standard metering blocks. Choose log with a -8AN male inlet fitting or -8 barbed inlet fitting for use with push lock hose. Logs have 1/2" NPT and 1/8" NPT plugs that can be removed to install a return line or fuel pressure gauge.

- ALL26152 Fuel Log With -8 Barbed Inlet Fitting
- ALL26153 Fuel Log With -8AN Male Inlet Fitting



Aluminum Carb Fittings

Convert Holley carburetors with 7/8"-20 threads, Holley Ultra HP with 3/4"-16 ORB threads or BG/Demon style with 9/16"-24 threads to an AN style connection. Anodized aluminum fittings simplify plumbing fuel systems and building custom fuel lines. Fittings sold each.



Fittings With:	Blue	Black
Female -6AN End Holley (7/8"-20)	ALL50890	ALL50892
Male -6AN End Holley (7/8"-20) Short	ALL50894	ALL50896
Female -8AN End Holley (7/8"-20)	ALL50900	ALL50902
Female -8AN End Holley HP (3/4"-16 ORB)	-	ALL50907
Female -8AN End BG/Demon (9/16"-24)	ALL50901	-
Male -8AN End Holley (7/8"-20) Short	ALL50904	ALL50906
Male -8AN End Holley (7/8"-20)	ALL50905	-

Replacement Part

- ALL50910 Sealing Washer for 7/8" Fittings, 10-Pack



Fuel Line Kits

Dual feed fuel line kits include the correct fittings and hoses to properly plumb single carburetor applications when connecting to AN style fitting. Line kits also include a capped -4AN fitting which can be easily connected to a fuel pressure gauge. Kits are offered with -6AN or -8AN lines and fittings.




Application	C To C	Carb Thread	Red/Blue	Black
-6 Holley (4150 Series)	9-5/16"	7/8"-20	ALL26154	ALL26164
-8 Holley (4150 Series)	9-5/16"	7/8"-20	ALL26156	ALL26166
-8 Holley (4150 Series)*	9-5/8"	7/8"-20	ALL26159	ALL26169
-8 Holley Ultra HP (4150 Series)	9-5/8"	3/4"-16	-	ALL26165
-8 Holley Dominator (4500 Series)	11-5/8"	7/8"-20	ALL26158	ALL26168
-8 BG Demon	9-5/8"	9/16"-24	ALL26157	ALL26167

*Designed for carburetors with custom metering block including Willy's and KB.

GM T.P.I. Fuel Injection Fittings

Special tube O-ring fittings convert GM Tuned Port Injection fuel systems to -6AN fittings.



- ALL50950 TPI Return Fitting, 14mm-1.50
- ALL50951 TPI Inlet Fitting, 16mm-1.50

Down Nozzle Filters

Down nozzle filters optimize spray and eliminate dirt and debris.



- ALL40325 Down Nozzle Filters, 8-Pack
- ALL40326 Down Nozzle Filter, Each

Down Nozzle Plugs ALL40327

Plug off ports in down nozzle filters. 1/2"-20 thread seals with included O-ring, 8-pack.



Nitrous Bottle Warmer

ALL76428

Nitrous bottle warmers are the right way to safely obtain correct pressure in colder weather. Wrap around design evenly distributes heat on the bottle, eliminating hot spots. 12-16 volt warmers are designed to work with ALL76197 and ALL76198 pressure control kits. Bottle warmer measures 19" x 6" and includes adjustable straps to fit most 5, 10 and 15 lb. bottles.



Nitrous Pressure Control Kits

Kit simplifies installation of a bottle warmer and helps maintain a consistent pressure when using a bottle warmer. 12V kit includes an adjustable pressure switch which controls the bottle warmer.



- ALL76197 Kit With -4AN Line Adapter
- ALL76198 Kit With -6AN Line Adapter

Burst Panel Components



Burst panel is designed to blow open or release excessive manifold pressure in the event of an internal engine explosion, helping to prevent costly supercharger and body damage. Panel meets SFI 23.1 specifications and is commonly used on supercharged, alcohol injected engines, mounting directly to the intake manifold or supercharger (screw type only). Outer frame deflectors will direct force away from car.

- ALL26310 Burst Panel, Large (3-1/8" x 6-1/8")
- ALL26311 Outer Burst Panel Frame
- ALL26314 Outer Burst Panel Frame With Deflector
- ALL26313 Inner Burst Panel Frame (Used when manifold has an open plenum without burst panel support)
- ALL26315 Fastener Kit 10-24 x 3/4", 24-Pack (For use with panel and outer frame or deflector.)
- ALL26316 Fastener Kit 10-24 x 1", 24-Pack (For use with panel, inner frame and outer frame or deflector.)

Carb Hats

Carburetor hats are ideal to cover open carbs and prevent debris from falling into the engine while working in garage or pit area while the air cleaner is removed. 2-1/2" tall carb hats are designed to fit most carbs or throttle bodies with a 5-1/8" diameter neck.



- ALL26040 Plastic Carb Hat
- ALL26042 Plastic Carb Hat With Screen, Use When Adjusting Valves
- ALL26043 Aluminum Carb Hat, Standard Spun Aluminum
- ALL26044 Aluminum Carb Hat, Deluxe Machined Aluminum With Sealing O-Ring

Note: Hats will not clear choke linkage or shaft on Holley style carbs but will clear choke horn with choke linkage and shaft removed.

Dominator Carb Hat

ALL26041

Plastic carb hat is 2-3/8" tall and fits over the 7-1/4" air cleaner opening of Holley Dominator carburetors to prevent water or debris from entering the engine. Solid cover may be drilled when an air cleaner stud is used.



Drag Hi-Flow Carburetor Spacers

Specially designed for drag race applications to isolate carburetor from manifold, spacers prevent horsepower-robbing heat transfer and increase the distance from the bottom of the carburetor to the manifold plenum for better air flow. Spacers are CNC-machined in the U.S. from a polymer compound able to withstand temperatures up to 400°F. Available in open or four hole versions for 4150 and 4500 series Holley and Holley style carburetors in 1/2", 1" and 2" thicknesses. Tapered four-hole spacers have specially contoured holes to increase air velocity under the carburetor. **Not intended or recommended for street or circle track use.**



Part No.	Description	Part No.	Description
4150 Series		4500 Series	
ALL25980	Open, 1/2"	ALL25990	Open, 1/2"
ALL25981	Open, 1"	ALL25991	Open, 1"
ALL25982	Open, 2"	ALL25992	Open, 2"
ALL25983	4-Hole, 1/2"	ALL25993	4-Hole, 1/2"
ALL25984	4-Hole, 1"	ALL25994	4-Hole, 1"
ALL25985	4-Hole, 2"	ALL25995	4-Hole, 2"
ALL25986	Tapered 4-Hole, 1"	ALL25996	Tapered 4-Hole, 1"
ALL25987	Tapered 4-Hole, 2"	ALL25997	Tapered 4-Hole, 2"

Carb Shear Plates


Carb plates with built-in shear design help maximize performance on race engines with a large amount of cam overlap by creating a dam under the throttle plates, helping to build low pressure while improving vacuum signal to the carb. 1/2" tall plates are machined from 6061-T6 aluminum and clear anodized to protect against corrosion.



- ALL25970 4150, 1-3/4" Bore
- ALL25972 4500, 2" Bore
- ALL25973 4500, 2-1/8" Bore

Carburetor Gaskets

- ALL87200 4150 Open
- ALL87202 4150 4-Hole
- ALL87204 4412 2-Hole, 2bbl.
- ALL87206 4500 Open, Dominator



Carburetor Hold Down Nuts

Easily remove these hold down nuts with a 1/4" extension. The spring ball on your extension holds the nut in place, no wrench or socket needed! Package of 4.



- ALL26324 5/16"-18 Coarse Thread Nuts
- ALL26326 5/16"-24 Fine Thread Nuts



Angled Carb Spacer

ALL25975

For Dirt Late Models and Modifieds, spacer is angled downward, toward left front, to correct hesitation caused by poor fuel distribution as car "rocks up". Four-hole design enhances carb signal to improve throttle response and increase torque.



Angled Restrictor Plate


ALL25977

Four-hole aluminum spacer angles the carburetor left and to the rear so the carb is closer to level when in race attitude. Spacer accepts 1/2" or 1" tapered inserts which can be changed quickly by removing the carb. Inserts restrict air/fuel entry and reduce power slightly to prevent wheel spin and range in size from 0.950" to 1.400" for custom tailoring and quicker lap times. Spacer works with most Holley 4bbl. 4150/4160 series carburetors. Inserts sold separately.



Restrictor Plates

The "Governor" is a four-hole aluminum spacer that accepts tapered inserts which can be changed quickly by removing the carb. Inserts restrict air/fuel entry and reduce power slightly to prevent wheel spin and range in size from 0.950" to 1.400" for custom tailoring and quicker lap times. Spacer works with most Holley 4bbl. 4150/4160 series carburetors. Inserts sold separately.



ALL26180

ALL26180 1/2" Restrictor Plate
ALL26060 1" Restrictor Plate

Restrictor Plate Inserts

Tapered inserts are machined to be within .002" for precise tuning. Inserts feature a step to simply drop into spacers and have sizes engraved on each insert for easy identification. Sold in a set of 4.



For 1/2" Restrictor Plate	
Part No.	Size
ALL26181	0.950"
ALL26182	1.000"
ALL26179	1.050"
ALL26183	1.100"
ALL26184	1.150"
ALL26185	1.200"
ALL26186	1.250"
ALL26187	1.300"
ALL26188	1.350"
ALL26189	1.400"

For 1" Restrictor Plate	
Part No.	Size
ALL26061	0.950"
ALL26062	1.000"
ALL26059	1.050"
ALL26063	1.100"
ALL26064	1.150"
ALL26065	1.200"
ALL26066	1.250"
ALL26067	1.300"
ALL26068	1.350"
ALL26069	1.400"

Full Throttle Non-Restricting Inserts

ALL26190

NEW!

Inserts are used in place of restricting inserts allowing full throttle operation without restriction, commonly used when qualifying or when track conditions allow for more power. Insert design provides a smooth transition over simply removing the restrictor inserts. Sold in a set of 4.



Circle Track Throttle Return Spring Brackets

Black anodized aluminum bracket fastens to the carburetor mounting studs and features a larger opening specifically designed for use with mechanical linkage found on many circle track cars. The larger opening allows throttle linkage to be routed from underneath to help prevent clearance or interference issues. Dual return springs are connected to a universal return spring bracket to work with most carburetors. Brackets include a built-in adjustable throttle stop to help prevent damage to carburetor.

ALL54185 Bracket For 4150 Series 4bbl.
ALL54186 Bracket For 4412 Series 2bbl.




ALL54185



Throttle Return Spring Brackets

Billet aluminum bracket can be used with cable or mechanical linkage. Bracket fastens to carb mounting studs and includes dual stainless steel return springs which are adjustable for tension. A specially designed return spring arm attaches to the carb for simplified installation and smooth operation. Low profile design clears most air cleaner assemblies.




ALL54201

Carb Size	Clear	Black
4150/Edelbrock	ALL54200	ALL54202
4500	ALL54201	ALL54203

Note: Longer carburetor studs will be required to accommodate bracket.

Adjustable Throttle Brackets With Return Springs

Billet aluminum throttle bracket securely mounts and holds throttle cable in place. Bracket fastens to carb mounting studs and includes dual stainless steel return springs which are adjustable for tension. Specially designed return spring arm attaches to the carb for simple installation and smooth operation. Low profile design clears most air cleaner assemblies. Optional transmission kickdown brackets mount to the underside of throttle cable brackets.



ALL54211

Carb Size	Cable Style	Clear	Black
4150/Edelbrock	GM	ALL54210	ALL54211
4150/Edelbrock	Lokar	ALL54214	ALL54215
4150/Edelbrock	Morse	ALL54218	ALL54219
4150/Edelbrock	Ford	ALL54222	ALL54223
4150/Edelbrock	Mopar	ALL54224	ALL54225
4500	GM	ALL54226	ALL54227
4500	Lokar	ALL54230	ALL54231
4500	Morse	ALL54234	ALL54235
4500	Ford	ALL54238	ALL54239
4500	Mopar	ALL54240	ALL54241

Note: Longer carburetor studs will be required to accommodate bracket.

Throttle Bracket Replacement Ends

Throttle bracket replacement ends allow throttle cable assemblies to be changed without having to purchase a whole new kit.



ALL54260

Cable Style	Clear	Black
GM	ALL54260	ALL54261
Lokar	ALL54264	ALL54265
Morse	ALL54268	ALL54269
Ford	ALL54272	ALL54273

Nitrous Solenoid Mounts

Billet aluminum nitrous brackets securely mount and hold single stage nitrous and fuel solenoids. Brackets fasten to the carb mounting studs.



ALL54206

ALL54204..... 4150 And Edelbrock Carbs, Clear
 ALL54205..... 4500 Carbs, Clear
 ALL54206..... 4150 And Edelbrock Carbs, Black
 ALL54207..... 4500 Carbs, Black

Note: Longer carburetor studs will be required to accommodate bracket.

Fuel Regulator Brackets

Billet aluminum brackets will mount four different style regulators. Hardware included. Silver in color.



ALL54280

Regulator	4150 Carb	4500 Carb
Aeromotive	ALL54280	ALL54282
Holley	ALL54284	ALL54286
Magnafuel	ALL54288	ALL54290
Mallory	ALL54292	ALL54294

Adjustable Throttle Bracket With Nitrous Solenoid Mounts

Kit includes an all-in-one billet aluminum nitrous/fuel throttle bracket to hold throttle cable in place and an additional bracket for mounting a nitrous/fuel solenoid. Both brackets fasten to carb mounting studs. The throttle bracket includes dual stainless steel return springs which are adjustable for tension. Specially designed return spring arm attaches to the carb for simple installation and smooth operation. Low profile design clears most air cleaner assemblies. Optional transmission kickdown brackets mount to the underside of throttle cable brackets.



Carb Size	Cable Style	Clear	Black
4150/Edelbrock	GM	ALL54212	ALL54213
4150/Edelbrock	Lokar	ALL54216	ALL54217
4150/Edelbrock	Morse	ALL54220	ALL54221
4150/Edelbrock	Ford	ALL54244	ALL54245
4150/Edelbrock	Mopar	ALL54256	ALL54257
4500	GM	ALL54228	ALL54229
4500	Lokar	ALL54232	ALL54233
4500	Morse	ALL54236	ALL54237
4500	Ford	ALL54248	ALL54249
4500	Mopar	ALL54258	ALL54259

Note: Longer carburetor studs will be required to accommodate bracket.

Scoop Tray Mounts

Scoop tray mounts offer an all-in-one solution to mount a scoop tray, throttle, and nitrous solenoid. Mounts provide a clean look, eliminating the need to use multiple brackets, mounts and gaskets. CNC machined from 6061 aluminum.



ALL54304

ALL54308

ALL54302..... 4150
 ALL54304..... 4500
 ALL54306..... 4150 With Nitrous Mount
 ALL54308..... 4500 With Nitrous Mount

Return Spring Brackets

Kits are replacement hardware found on Allstar throttle brackets or may be used when building custom return spring brackets.



ALL54195

ALL54194 4150, Clear ALL54198.... Lokar, Clear
 ALL54195 4150, Black ALL54199.... Lokar, Black
 ALL54196 4500, Clear ALL54193.... Return Springs Only, (2)
 ALL54197 4500, Black


Carb Stud Spacers **ALL99388**

Spacers provide added clearance between throttle brackets and carburetors when needed. Spacers are 5/16" tall with 11/16" I.D. Package of 2.



Transmission Kickdown Brackets

Kickdown bracket attaches to the bottom of Allstar's adjustable throttle brackets. Fully adjustable to achieve correct cable setting.

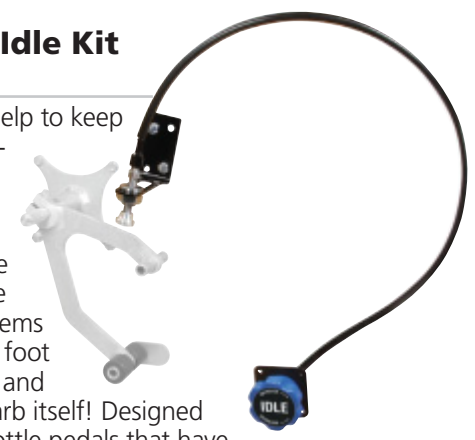


ALL54276

ALL54276..... GM Style, Clear
 ALL54277..... GM Style, Black
 ALL54278..... Lokar Style, Clear
 ALL54279..... Lokar Style, Black

Adjustable Idle Kit **ALL54154**

Need cold start help to keep your race car running and get it warmed up? This kit allows you to adjust your idle speed from inside the cockpit! All items mount inside the foot box to stay clean and away from the carb itself! Designed to work with throttle pedals that have a flat surface on the arm, like Allstar ALL54098, bracket bolts to the foot box and adjusts against the top arm of the throttle pedal. Once your car is started, simply turn the adjustment knob to the desired idle setting. Kit is complete with adjustment knob, 5' cable assembly, mounting bracket and hardware. Throttle pedal sold separately.



Aluminum Carb Linkage With Return Spring Kit

ALL54158

Linkage kit includes a 24" linkage with 1/4" rod ends for

smooth operation and a return spring kit for 2300 2bbl./4150 4bbl. Holley style carburetors. Return spring kit includes correct stepped bushings, mounting hardware, heavy and light rate return springs. Throttle rod is easily formed to fit many applications and may be shortened and rethreaded using a 1/4"-28 tap.



Replacement Parts

ALL54159 Carb Linkage Only
ALL54168 Return Spring Kit

Steel Carb Linkage



ALL54170



ALL54171

26" steel linkage kits with quick disconnects speed up carb changes and servicing. ALL54170 includes one 1/4"-28 LH rod end and one quick disconnect. ALL54171 includes two quick disconnects.

ALL54170 One Quick Disconnect And One 1/4"-28LH Rod End

ALL54171 Two Quick Disconnects

Replacement Parts

ALL54172 Throttle Ball
ALL54173 RH Quick Disconnect
ALL54174 LH Quick Disconnect
ALL54175 24" Throttle Rod


Throttle/Shift Cables

Cables have many uses including use as a throttle cable or as a shifter cable for many applications.

Cables have 7/16" mounting threads, #10-32 RH cable ends and 3" of travel. Cables are listed as overall length.

ALL54142 43"

ALL54145 60"



Morse Cable Half Clamp

ALL18325

Aluminum clamp fits over groove in non-threaded Morse style cables with a 3/8" housing to secure cable in place. Clamps feature a #10 (3/16") mounting hole. Sold each.



Quick Release Throttle Cable Ends

Quick release ends are used when a throttle connection needs to be removed and installed often. Steel constructed housing has a spring loaded release to keep housing secure to pivot ball.

ALL54147 #10-32 With #10-32 And 1/4"-28 Studs

ALL54149 1/4"-28 With 1/4"-28 Stud




Throttle Bell Cranks

Designed for Sprint car applications, each bell crank is fitted with a pressed .250" I.D. bearing for smooth throttle operation and has optional locations for connecting push rods of various lengths. Typically two are required to complete an application. Push rod holes on each crank are .188" and spaced 3/8" apart.

ALL54150 Arms Set 75° Apart, 35 Grams

ALL54152 Arms Set 70° Apart, 40 Grams



Carb Mount Return Spring Kit

ALL54168

Kit includes chrome plated steel bracket, springs, bushings and hardware to fit a variety of applications.



Universal Return Spring Bracket ALL54167

Chrome plated steel bracket provides mounting location for return spring.

Universal Return Spring Kit ALL54166

Kit includes two springs and mounting bracket.



Return Springs ALL54163

Universal springs for carburetor are 11-1/2" long unextended. Package of 2.



Throttle Bushing Kit ALL54164

Aluminum bushings are stepped for clearance and adapt from 1/2" to 1/4" holes.



Wide Open Throttle Microswitch Brackets

Black anodized microswitch brackets are made from lightweight billet aluminum and fit Holley 4150 and 4500 carburetors for precise activation of the microswitch. Brackets work with the standard secondary arm as well as a throttle adjustment-screw secondary arm. Each kit includes a bracket, microswitch and stainless steel hardware securing microswitch to the bracket. ALL54180 includes stainless hardware for mounting bracket to carburetor. ALL54181 mounts to an existing carb stud.



ALL54180 WOT Microswitch And Bracket For 4150 Carbs*
 ALL54181 WOT Microswitch And Bracket For 4500 Carbs
 ALL54182 Microswitch Only

*Some model carbs may require mounting bosses be 8-32 tapped for installation.

Throttle Pedal Assembly

ALL54106

Rugged aluminum pedal may be mounted to the floor pan or lower frame rail for smooth, safe throttle control. Includes return spring bracket and fasteners.



Sprint Car Throttle Pedals




Pedals fit most sprint chassis with pivot spud welded on frame rail.

ALL54094 Titanium
 ALL54095..... 4130 Chrome Moly

Heel Riser

Aluminum heel risers are drilled for easy mounting and include a non-skid pad. 4-1/2" wide.

ALL54090 1" Tall Riser
 ALL54091..... 1-1/2" Tall Riser



Heel Riser Rest **ALL54092**

Aluminum bracket is 1" tall and rivets to heel risers to help keep foot in place on the riser.



Floor Mounted Throttle Pedal Kit

Floor mount pedal offers a smooth, natural feel to maximize throttle control and comfort. Complete kit includes a pedal with a



NEW!

built-in return spring and throttle stop, universal firewall bell crank assembly and two 24" throttle rods with rod ends and mounting hardware.

Firewall bell crank assembly requires welding to match the firewall angle and throttle rods will need to be cut and threaded to your specific lengths.

ALL54102 Complete Kit
 ALL54104 Pedal Only
 ALL54159 Linkage Rod Only

Gas Pedals



Gas pedals can be pulled back if throttle binds or return spring fails. Side mount pedals are available as standard or roller design for smoother throttle control. Firewall mount pedal is used on race cars with flat or stock type firewalls.

ALL54100 Standard
 ALL54101 Roller
 ALL54107 Firewall Mount

Adjustable Gas Pedals

Fully adjustable aluminum gas pedals are available for straight or angled foot box panels. Bronze bushings and nylon rollers provide smooth operation. Linkage arm has 1/4" holes spaced every 1/2" for adjustment of throttle linkage.

ALL54098 Straight
 ALL54099..... Angled



ALL54099

Fuel Cell Cap And Bolt-In Bung Kits

Billet aluminum neck looks good and provides a positive seal. The filler neck is raised to help prevent dirt and debris from falling into cell, causing fuel system contamination, while the large 3" opening helps when refueling. Kit includes mounting hardware.

- ALL40133 12-Bolt JAZ/RCI w/Red Cap
- ALL40134 6-Bolt JAZ w/Red Cap
- ALL40136 12-Bolt JAZ/RCI w/Black Cap
- ALL40137 6-Bolt JAZ w/Black Cap



Quick Fill Can ALL10100

Aluminum fill cans have an 11 gallon capacity and are ideal for quick pit stops. 45° neck eliminates unnecessary elbows and assures quick flow.



Fuel Cell Mounting Bracket

ALL60063

Steel bracket is radiused to fit 1-1/2" tubing and has (8) 3/8" holes on 1/2" centers. Bracket is .085" thick and 1-1/2" wide x 4-3/4" tall.



Redhead Dry Break Valves

Safe and effective method for refueling prevents fluid loss. Spring loaded female receptacle mounts in a variety of locations and automatically closes when male dry break is removed. Female dry break accepts 2-1/2" fuel hose. Male dry break accepts 2-1/4" fuel hose.



ALL40213



ALL40215

- ALL40213 Female
- ALL40215 Male

Replacement Parts

- ALL99028..... Seal Kit For ALL40213
- ALL99029..... Seal Kit For ALL40215

Fuel Cell Mounting Brackets

Steel brackets are .125" thick, 1-3/4" wide and available in three lengths. All have 3/8" holes.

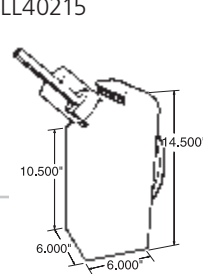
- ALL60060..... 2" Long
- ALL60061 3" Long
- ALL60062..... 4-3/4" Long



Fuel Overflow Catch Can

ALL10102

Aluminum can will catch overflow when refueling. Includes 6" rod for use with check valve and clear hose splash guard. 1.5 gallon capacity.



Drum/Barrel Pump

ALL40114

Hand siphon drum pump dispenses or transfers low viscosity fluids from a 55-gallon drum. Self priming bulb delivers up to 5 gallons per minute. Compatible with gasoline, methanol and nitro methane.



Overflow Check Valves

Valves are 9-3/4" long and available in two styles. Use with ALL10102 overflow catch can.

- ALL40200..... 1" Flapper Style
- ALL40201 1-1/4" Flapper Style
- ALL40203..... 1-1/4" Spring-Loaded



ALL40200



ALL40202

Funnels

Heavy duty plastic funnels are perfect for topping off fuel or other liquids. Available in several sizes.



- ALL40100..... 6 Qt. Funnel With Brass Screen, Most Common Fuel Funnel
- ALL40102 2 Qt. Funnel With Brass Screen
- ALL40104..... 1 Pint Funnel With Brass Screen

Fuel Cell Hose

Clear vent and filler hose is ideal for circle track cars. Sold in pre-cut lengths of 5', 10' and 20'.



Description	5'	10'	20'
1" I.D. Vent Hose	ALL40160-5	ALL40160-10	ALL40160-20
1-1/4" I.D. Vent Hose	ALL40161-5	ALL40161-10	ALL40161-20
1-1/2" I.D. Vent Hose	ALL40162-5	ALL40162-10	ALL40162-20
2-1/4" I.D. Filler Hose	ALL40168-5	ALL40168-10	ALL40168-20
2-1/2" I.D. Filler Hose	ALL40170-5	ALL40170-10	ALL40170-20

Wheel Bearing Kits

Kits contain inner bearing, outer bearing and seal.

- ALL72300..... Wide 5 Kit, Wilwood, Winters
- ALL72311*..... Wide 5 Low Drag Kit, Wilwood, Winters
- ALL72301..... Wide 5 Kit, Howe (Contender Hub Only)
- ALL72302..... 5x5 Kit, 2" Pin
- ALL72303..... 5x5 Kit, 2-1/2" Pin

*Kit includes REM finished bearings and low drag lip style seal.



Timken Wheel Bearing Grease



- ALL78240..... 14 Oz. Cartridge Standard
- ALL78241..... 16 Oz. Tub Standard
- ALL78242..... 14 Oz. Cartridge High Temp. Synthetic

Timken Wide 5 Wheel Bearing Kit

ALL72310

This wheel bearing and seal kit is designed to fit most Wide 5 hubs. The complete kit will update one hub and includes inner and outer wheel bearings, inner and outer races and a low drag hub seal.



Wheel Bearings And Races

Tapered roller wheel bearings and bearing races are direct replacements for many popular applications. REM finished bearings and races feature a special polished finish for reduced drag over standard bearing/race combinations.



Description	Inner Bearing	Inner Race	Outer Bearing	Outer Race
Standard				
Wide 5	ALL72215	ALL72230	ALL72245	ALL72255
5x5 2" Pin, Allstar, Howe, PCR	ALL72200	ALL72260	ALL72200	ALL72260
5x5 2-1/2" Pin, GN, AFCO, Winters, SCP	ALL72210	ALL72225	ALL72210	ALL72225
Ford Granada, Mustang II, Hybrid	ALL72270	-	ALL72274	-
GM Metric 1979-81 Monte Carlo, etc.	ALL72275	-	ALL72277	-
GM Metric 1982-88 Monte Carlo, etc.	ALL72275	-	ALL72278	-
Timken				
Wide 5	ALL72217	-	ALL72247	-
5x5 2" Pin, Allstar, Howe, PCR	ALL72202	-	ALL72202	-
5x5 2-1/2" Pin, GN, AFCO, Winters, SCP	ALL72212	-	ALL72212	-
REM Finished				
All Wide 5	ALL72216	ALL72231	ALL72246	ALL72256
5x5 2.5" Pin	ALL72290		ALL72290	
Ford Granada, Mustang II, Hybrid	ALL72291		ALL72292	
GM Metric 1979-81	ALL72293		ALL72294'	

Master Wheel Bearing And Seal Kits

Kits contain all components to install one brake rotor/hub assembly including hub seal, inner bearing, outer bearing, locknut kit and dust cap.

- ALL72305[†]..... GM Intermediate Metric, 1979-81
- ALL72306[†]..... GM Intermediate Metric, 1982-88
- ALL72308..... Ford Granada, Mustang II
- ALL72309..... Hybrid

[†]Bearing For Race Or Cup With A 1.97" O.D.

[‡]Bearing For Race Or Cup With A 1.78" O.D.



Jake Hopwood

Photo: RW Motorsports

Bearing Spacers

Spacers fit between inner and outer bearings. Prevent overtightening and consistently set bearing pre-load while reducing bearing drag. US Patent No. 6,312,162.



- ALL72320 Wide 5
- ALL72323 5x5 With 2" Pin
- ALL72324 5x5 With 2-1/2" Pin
- ALL72322 Pinto Spindle Hybrid Hub
- ALL72325 Metric GM (Monte Carlo)

Standard And Low Drag Hub Seals

Hub seals keep grease in the hub and on the wheel bearings. Available for 5x5 and Wide 5 hubs. Low drag seals reduce drag for improved performance.



Description	Standard Hub Seal	Low Drag Hub Seal
Wide 5 (Except Howe)	ALL72120	ALL72121
Wide 5 (Except Howe) O-Ring Style	-	ALL72122
Wide 5 Howe	ALL72124	ALL72125
5x5 2" Pin, Allstar, Howe	ALL72124	ALL72125
5x5 2-1/2" Pin Winters, AFCO, Allstar, SCP	ALL72114	ALL72115
5x5 2-1/2" Pin Winters, AFCO, Allstar, SCP O-Ring Style	-	ALL72123
Ford Granada, Mustang II, Hybrid	ALL72126	-
GM Metric (Monte Carlo) 1978-88 (Front)	ALL72128	-



Tyler Roahrig

Photo: RW Motorsports



Tyler Roahrig

Photo: RW Motorsports

Spindle Nut Kits

Spindle nut kits include all required hardware to retain hub and rotor to spindle or axle tube.

2" Pin Kit (Wide 5 And 5x5 Hubs)

2" pin kit for Allstar, Howe, PCR 5x5 and most Wide 5 hubs include a retaining nut, tabbed washer and a tabbed locking ring with locking screws. Retaining nut has 1-13/16"-16 RH threads.



- ALL44130 Steel Spindle Nut Kit
- ALL44131 Aluminum Spindle Nut Kit
- ALL10110 Spindle Nut Socket For ALL44130 And ALL44131
- ALL44132 Locking Screws For ALL44130, 4-Pack
- ALL99172 Locking Screws For ALL44131, 4-Pack

2-1/2" Pin Kit (5x5 Hubs)

2-1/2" pin kit for Allstar, AFCO and Winters 5x5 hubs include a retaining nut, tabbed washer and a tabbed locking ring with locking screws. Retaining nut has 2-3/8"-18 RH threads.



- ALL72173 Steel Spindle Nut Kit, RH
- ALL72174 Steel Spindle Nut Kit, LH
- ALL10115 Spindle Nut Socket For ALL72173
- ALL44132 Locking Screws For ALL72173, 4-Pack

GM Nut Kit ALL72160

Kit for 1978-88 Metric Chassis stock type spindles includes a 3/4"-20 retaining nut, tabbed washer and a cotter pin.



Mustang II Kit

ALL72161

Kit for most Mustang II stock type spindles includes a 13/16"-20 retaining nut, tabbed washer, crown washer and a cotter pin.



Front Hub Dust Caps

Stock replacement style dust caps.

- ALL72164 GM Metric Hub, 2-3/32" O.D.
- ALL72165 Ford Hub, 1-25/32" O.D.



Ford 9" Floater Housings

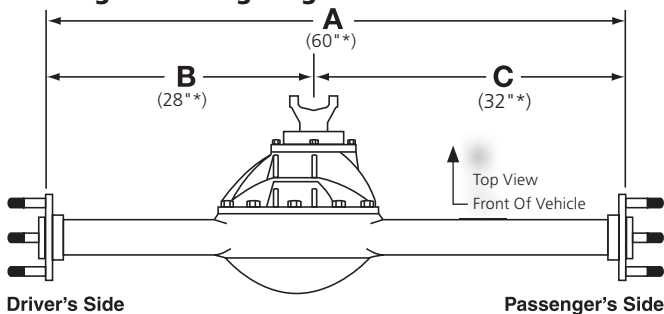


Housings are jig welded for correct alignment using a select used center section, new 3" O.D. x 3/16" wall axle tubes and include gear case mounting studs, fill and drain plugs. **Note:** Axles are sold separately.

Housing Width/Offset	2.0" Pin	2.5" Pin
58"/Centered	-	ALL68820
60"/Centered	ALL68700	ALL68822
60"/2" Offset	ALL68702	-
61"/Centered	ALL68703	-
62"/Centered	ALL68704	ALL68824
62"/2" Offset	ALL68706	-
63"/2" Offset	ALL68708	-
64"/Centered	ALL68709	-

TECH TIP

Housing Measuring Diagram



Example: Bare housing ALL68702 is 60" from hub face to hub face and the pinion is located 2" to the left of the housing centerline when viewed from rear of housing.*

Notes: Please measure and inspect housing before welding brackets or painting. Housing is non-returnable if modified or custom. Welding suspension brackets on rear end housings can cause warping. Check for straightness after welding. These housings use Allstar ALL72100 inner grease seals.

*Dimensions for example only.

Hot Rod Ford 9" Housings



Steel Hot Rod housings are built with all new components. The pumpkin section is centered, so the pinion yoke is offset approximately 1" to the right allowing for symmetric tube bracketry on each side. Includes vent, pumpkin studs and bearing retainer t-bolts. Tube diameter is 3" with 3/16" wall thickness and features large bearing late/Torino style ends. Axles sold separately. Width measurements are from axle flange to axle flange.

- ALL68830..... 56"
- ALL68832..... 58"
- ALL68834..... 60"

Custom Ford 9" Housings



Custom Ford 9" housings can be built to any width and pinion location with floating axle style pins or standard flanged axle ends. Floating axle style housings are available with most 5x5 or Wide 5 hub pins. Standard flanged axle housings can be ordered with Small Ford, Early Big Ford or Late/Torino Big Ford ends. All housings feature select used center sections, new 3" O.D. x 3/16" wall axle tubes installed and completely jig-welded for straightness. To order please call and request a special-order form then fill in all required information and return to us with a signature attached. Housings are non-returnable and offered on a special-order basis only.

ALL68710 Custom Housing Bare

ALL68711 Custom Housing w/GM Metric Mounts **NEW!**

Rear End Station Brackets ALL10178

Stand adapter brackets fasten to adjustable arms of most engine stands. Supports full size car and light truck rear axle housings when servicing or replacing differential gear sets. Position housing onto arms and secure into place with included retaining straps. (Engine stand sold separately).



Engine Stand Not Included

Pinion Centering Jig ALL68370

Pinion centering jig fastens to the rear end housing and locates the pinion centerline when building or narrowing housings. Machined slots are designed to retain most tape measure ends for accurate measurements. Applications include GM 12 and 14-Bolt, Dana 44 and 60, Chrysler 8-3/4", and Ford 8.8" and 9" housings.



Ford 9" Truss Support ALL68330

Weld-on support adds strength to rear axle housing and reduces unwanted flex during extreme torque. Constructed of 12 gauge (.108") steel. 36" L x 2" W.



9" Non Floater Housing Kit For GM Intermediate Metric Chassis



Housing kit fits the 1978-88 GM intermediate chassis. Replace a stock GM 7.5" rear-end with the much stronger Ford 9" style. Kit includes a select used center section, new axle tubes with large bearing late Ford/Torino style-ends, 31-spline axles with bearings and seals installed, drilled for studs with 5 on 4-1/2" or 5 on 4-3/4" bolt circles. Choose from two widths, 58" and 60" axle flange to axle flange.

- ALL68758..... Ford 9" Housing Kit 58" With GM Mounts
- ALL68756..... Ford 9" Housing Kit 58" Without GM Mounts
- ALL68759..... Ford 9" Housing Kit 60" With GM Mounts
- ALL68757..... Ford 9" Housing Kit 60" Without GM Mounts

Ford 9" Cut To Fit Flanged Axles

Cut to fit 31-spline axles for Ford 9" rear ends are a great alternative to custom axles for street, drag racing and circle track use. Axles are drilled for .687" press-in style wheel studs and have multiple wheel bolt patterns for 5 on 4-1/2", 4-3/4" and 5" bolt circles. Axles have .470" thick flanges with a 5.94" outer diameter and a 3.06" hub register to center most rotors and drums. Axles with bearings have a 3.150" O.D. bearing installed for housings with large bearing ends, a press-on sleeve to retain bearing to the axle and an axle retainer for large bearing late/Torino style housing end. Wheel studs sold separately.

- ALL67500..... Axle, 29-1/2" Long (With 10" Of Spline)
- ALL67501..... Axle With Bearing, 29-1/2" Long (With 10" Of Spline)
- ALL67502..... Axle, 33" Long (With 9" Of Spline)
- ALL67503..... Axle With Bearing, 33" Long (With 9" Of Spline)

Note: Axle includes a spacer which allows axle to be a replacement for 2.36" or 2.50" offset axles. Spacer is pre-installed between axle flange and bearing assembly for 2.50" offset.

Related Items

- ALL44111..... 1/2"-20 Wheel Studs, 5-Pack
- ALL44117..... 5/8"-18 Wheel Studs, 5-Pack
- ALL72315..... Replacement Axle Bearing

Ford 9" Housing Ends

Housing ends are welded into 3/16" wall x 3" O.D. axle tubes when building a custom width housing or converting to larger axles. Ends feature a stepped design with a beveled welding flange to help position flange in tube for easier installation.



- ALL68308..... Large Bearing, Late/Torino Style
- ALL68309..... Large Bearing, Early Model

Ford 9" Axle Bearing Assembly ALL72315

Replacement rear axle bearing used in many Ford car and truck rear ends. Bearing measures 3.150" O.D. to fit into Big Ford (New Style) housing ends and has an I.D. of 1.565". A seal and press-on retaining sleeve are included.



Ford 9" Axle Spacer Plates

Spacer plate takes the place of drum brake backing plate and properly preloads the tapered style axle bearing. Spacers fit large bearing Ford 9" housing ends. Sold each.



- ALL72318..... Late Torino Style
- ALL72319..... Early Style

Ford 9" Axle Retainers

Retainers bolt to the housing ends to retain the axle/bearing into large bearing Ford 9" housings. Steel retainers are 3/16" thick and designed to fit over axles, eliminating the need to remove bearing from axle, making them ideal for use with Allstar Performance cut to fit axles.



- ALL72316..... Late Torino Style
- ALL72317..... Early Style Ford

Backing Plate T-Bolts

ALL72042

Unique 3/8"-24 x 1-1/4" T-head bolts are required to mount backing plates and brackets to late model Torino 9" housing ends. Package of 8.



Tony Grzelakowski

Ford 9" Axle Housing Seals

Internal seals prevent gear lube from leaking into axle tube to eliminate premature rear end failure. Seal housings are O-ring type with spring-loaded seals. For use with 3" O.D. axle tubes and most 31-spline axles. Measure I.D. of tube for proper fit.



ALL72100* ... 2.625" O.D. Fits 3/16" Wall, 3" Tube, Red
 ALL72102 2.562" O.D. Fits 7/32" Wall, 3" Tube, Blue
 ALL72104 2.500" O.D. Fits 1/4" Wall, 3" Tube, Gold

Replacement Parts

ALL72101 O-Rings For ALL72100, 3-Pack
 ALL72103 O-Rings For ALL72102, 3-Pack
 ALL72105 O-Rings For ALL72104, 3-Pack
 ALL72108 Inner Seal

*Use with Allstar steel and aluminum axle tubes.


Universal Ford 9" Axle Housing Seal ALL72099

Place seal inside the axle tube near the center section to keep rear end lube in the center section area of most floating axle style rear end housings. Universal seal works with most 3" O.D. axle tubes, regardless of wall thickness. Internal seal diameter of .975" works with most 28- and 31-spline axles.



Inner Axle Snout Seal ALL72142

Seal is pressed into the outer end of a 5x5 axle tube snout (2.5") to help prevent differential lube from entering the outer wheel bearing area and contaminating the wheel bearing grease. Seal has an outer diameter of 1.875" and an inner diameter of approximately 1.325".



T-Handle Axle Puller ALL66115

All-in-one T-handle puller threads into axle for easy installation or removal. Tool includes adapters to fit 3/8"-16 coarse or 3/8"-24 fine thread solid axles, and 3/4"-16 fine thread gun-drilled axles.



Todd Sherman

Photo: Marcus Berglund

Axles

Allstar Axles fit most quick change and Ford 9" rears. Available in solid 28- or 31-spline or lightweight, gun-drilled 31-spline styles. Use with 24-spline drive flanges.

Length	28-Spline Solid	31-Spline Gun-Drilled	31-Spline Solid
26-1/2"	-	ALL66265	ALL66266
27"	-	ALL66270	ALL66271
27-1/2"	ALL67276	ALL66275	ALL66276
28"	ALL67281	ALL66280	ALL66281
28-1/2"	ALL67286	ALL66285	ALL66286
29"	ALL67291	ALL66290	ALL66291
29-1/2"	ALL67296	ALL66295	ALL66296
30"	ALL67301	ALL66300	ALL66301
30-1/2"	ALL67306	ALL66305	ALL66306
31"	ALL67311	ALL66310	ALL66311
31-1/2"	ALL67316	ALL66315	ALL66316
32"	ALL67321	ALL66320	ALL66321
32-1/2"	ALL67326	ALL66325	ALL66326
33"	ALL67331	ALL66330	ALL66331
33-1/2"	ALL67336	ALL66335	ALL66336
34"	-	ALL66340	ALL66341
34-1/2"	-	ALL66345	ALL66346
35"	-	ALL66350	ALL66351
35-1/2"	-	ALL66355	ALL66356
36"	-	ALL66360	ALL66361
36-1/2"	-	ALL66365	ALL66366
37"	-	ALL66370	ALL66371
37-1/2"	-	ALL66375	ALL66376
38"	-	ALL66380	ALL66381
38-1/2"	-	ALL66385	ALL66386
39"	-	ALL66390	ALL66391
39-1/2"	-	ALL66395	ALL66396
40"	-	ALL66400	ALL66401

Axle Spline Tool ALL66104

Tool clamps in a vise to hold 31-spline axles for maintenance or installation of axle plugs. Assures perfect spline alignment when installing lock-up plugs used with locker style differentials.



Aluminum Axle Plug ALL66100

Axle plug threads into the end of a gun-drilled Allstar, Ford 9", or quick change axle to keep rear end lube out of the axles. 3/8"-24 internal thread for correct axle spacing.



Extreme Pressure Lube ALL78246

Originally used throughout the tool and die industry, this lube provides superior durability and wear protection, taking the place of anti-seize in many applications. Recommended for spline-to-spline contact, threaded adjusters and engine fasteners. 4 ounce tube.





Steel Axle Tubes

Steel axle tubes have a 3" O.D., a 2-5/8" I.D. and may be shortened.



Part No.	Overall Tube Length	Tube Length To Inner Bearing	Axle Length
Wide 5			
ALL68216	25"	19-1/2"	31"
ALL68218	26"	20-1/2"	32"
ALL68220	27"	21-1/2"	33"
ALL68222	28"	22-1/2"	34"
ALL68224	29"	23-1/2"	35"
ALL68226	30"	24-1/2"	36"
ALL68228	31"	25-1/2"	37"
ALL68230	32"	26-1/2"	38"
ALL68231	32-1/2"	27"	38-1/2"
ALL68232	33"	27-1/2"	39"
ALL68234	34"	28-1/2"	40"
ALL68235	35"	29-1/2"	41"
5x5, 2-1/2" Pin, Allstar, Winters, AFco			
ALL68240	22"	19-1/2"	28-1/2"
ALL68244	24"	21-1/2"	30-1/2"
ALL68246	25"	22-1/2"	31-1/2"
ALL68248	26"	23-1/2"	32-1/2"
ALL68252	28"	25-1/2"	34-1/2"
ALL68256	30"	27-1/2"	36-1/2"
ALL68258	31"	28-1/2"	37-1/2"
ALL68260	32"	29-1/2"	38-1/2"
5x5, 2" Pin, Allstar, Howe, Port City			
ALL68264	24"	20-1/2"	30"
ALL68266	25"	21-1/2"	31"
ALL68268	26"	22-1/2"	32"
ALL68270	27"	23-1/2"	33"
ALL68272	28"	24-1/2"	34"
ALL68274	29"	25-1/2"	35"
ALL68276	30"	26-1/2"	36-1/2"
ALL68278	31"	27.75"	37-1/2"
ALL68280	32"	28.75"	38-1/2"

Wide 5 Aluminum Axle Tubes

3" O.D. x 2.500" I.D. axle tubes are built from 7075-T6 aluminum and are machined for pool seal ALL72140.

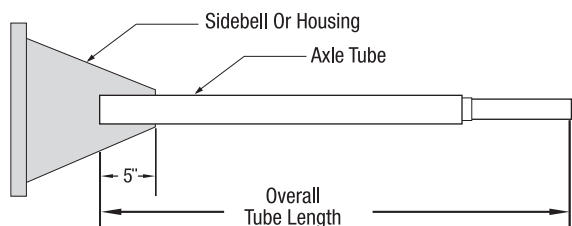


Part No.	Overall Tube Length	Tube Length To Inner Bearing	Axle Length
ALL68200	25"	19-1/2"	31"
ALL68201	25-5/8"	20-1/8"	31-1/2"
ALL68202	26"	20-1/2"	32"
ALL68203	26-5/8"	21-1/8"	32-1/2"
ALL68204	27"	21-1/2"	33"
ALL68206	28"	22-1/2"	34"
ALL68208	29"	23-1/2"	35"
ALL68210	30"	24-1/2"	36"
ALL68212	32"	26-1/2"	38"
ALL68213	35"	29-1/2"	41"

TECH TIP


How To Measure Axle Tube Length

Tube should extend 5" into side bell or aluminum housing.



Quick Change Tube Install/Removal Tool ALL11350

Finally an easy and correct way to install and remove quick change axle tubes. Secure support tool into a vice or to a workbench with optional brackets. Components are included to remove and install tubes with the turn of a wrench. An adapter for tubes with Wide 5 or 5 on 5" hubs is also included.



Related Parts

- ALL11355..... Installation End Cap For Bolt-On and 2-7/8" Pin Wide 5 Tubes
- ALL11351..... Mounting Bracket Kit For Quick Change Tube Install/Removal Tool



Bench Yoke

ALL11360

Bench yoke mounts to a workbench to hold transmissions, rear ends, differentials and many other items for assembly or servicing. Yoke rotates 360° and features two 10" long pivoting arms that are 1" wide by 1/2" thick. Tool is unpainted so it can be modified as needed.



Weld-On Snouts

Weld-on snouts may be used for repairing existing axle tubes or custom building new tubes. Three hub styles are available.



- ALL68300..... Wide 5
- ALL68302..... 5x5 2" Pin, Allstar, Howe, PCR
- ALL68304..... 5x5 2-1/2" Pin, RH Thread, Allstar, Afco, Winters



Brian Shirley

Photo: Ken Kelly

"Rapid Install"

Quick Change Gear Cover

The ultimate quick change gear cover! Speed up gear changes and never again waste time due to cover nuts! Unique design holds nuts directly on the billet 6061-T6 aluminum cover.

ALL72064..... Frankland And Winters, Standard Bearing
ALL72066..... DMI Bulldog Rear End



Related Parts

ALL72068..... Cover Nuts, Black Aluminum, 2-Pack
ALL72069..... Cover Nut Retainers With Allen Bolt, 2-Pack

Quick Change Gear Case

ALL14355


Sturdy composite storage case protects and holds up to 8 sets of quick change gears. Case has molded in carrying handles and metal hinges. 5" x 8" x 15-1/2" overall when closed.



Aluminum Quick Change Drain Pan

ALL14166

Aluminum drain pan is handy when changing quick change gears. Built-in perforated shelf holds gears and allows lube to drain into pan. Pan is 10-1/4" wide, 12" long and 3-3/4" deep.



Quick Change Cover Nuts ALL72060

Aluminum nuts are pre-drilled for safety wire to prevent nuts from working loose and causing leaks. Nuts have 3/8"-16 threads. Package of 10.



Plastic Quick Change Drain Pan ALL14356

Tapered top drain pan, combined with an open flow corner, allow quick change gear changes to happen even faster. Plastic low profile, 2-piece pan includes a stainless steel filter screen molded into the top tray.



Quick Change Cover Gaskets


ALL72050..... Paper, Single
ALL72050-10..... Paper, 10-Pack
ALL72052..... Thick With Steel Core, Single
ALL72052-10..... Thick With Steel Core, 10-Pack



ALL72052

Quick Change Side Bell O-Ring ALL72054

Replacement O-ring for Winters quick change.



Quick Change Jack Post Brackets

Brackets bolt to quick change rear end, providing a location to jack the car.

ALL68346..... Steel Bracket
ALL68347..... Aluminum Bracket



ALL68346



ALL68347

Axle Tube Oil Seal ALL72140

Also called a spool seal, it fits Frankland, Winters, and other quick change rear ends. Seal is pressed into side bell or axle tube and seats against the bearing flange of the spool to prevent lube from leaking into axle tubes. Seal has a 1-15/16" I.D. and a 2-5/8" O.D.



QC Axle Tube Support Brackets

Brackets provide mounting points for a strut rod assembly to help eliminate flex found in quick change rear ends. ALL68320 attaches to the side bell bolts on most quick change rear ends. ALL68322 has tabs with 1/2" holes and mounts directly onto a 3" axle tube.

ALL68320..... Center Section Mount
ALL68322..... Axle Tube Mount



ALL68320

ALL68322



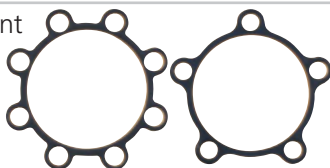
Suspension Tubes
See Page 208

ALL68320
ALL68322

Drive Flange Gaskets

Steel core gaskets help prevent leaking issues commonly found with standard paper gaskets. Package of 2.

ALL72074..... 8-Bolt
ALL72075..... 5-Bolt



ALL72074

ALL72075



Quick Change Gear Totes



Durable plastic quick change gear tote organizes extra gear sets and keeps them clean. Lid snaps shut to hold gears in place. 8"L x 5"W x 2"H.

Description	Single	10-Pack
White	ALL14350	ALL14350-10
Black	ALL14351	ALL14351-10
Yellow, 6-Spline (Midget) Gear Set	ALL14352	ALL14352-10

Gear Tote Tray

ALL12269

Neatly organize up to 10 quick change gear tote boxes vertically. Tray is 21" long x 5-1/2" deep with a 4" tall front edge making them perfectly sized for Allstar gear tote boxes.




Ring And Pinion Installation Kits

Allstar ring and pinion installation kits are available with or without bearings. Kits contain all the hard-to-find individual parts for a quick, trouble-free installation.

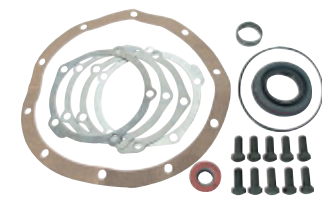
Bearing Kits Include:*

- Pinion And Side (Carrier) Bearings
- Pinion Seal
- Pinion Depth Shims
- Adjustable Side (Carrier) Shims
- Crush Sleeve Or Solid Spacer
- Pinion Nut
- One Ounce Tube Of Silicone Or Gasket
- Gear Marking Compound
- Ring Gear Bolts



Shim Kits Include:*

- Pinion Seal
- Pinion Depth Shims
- Adjustable Side (Carrier) Shims, Two (If Applicable)
- Crush Sleeve Or Solid Spacer
- Pinion Nut
- One Ounce Tube Of Silicone Or Gasket
- Gear Marking Compound
- Ring Gear Bolts



*Kit components shown for reference only, specific components will vary depending on application.

Bearing Kit	Shim Kit	Carrier Type	Application
General Motors			
ALL68515	ALL68615	10-Bolt	7.5", Passenger And Light Truck 5-10 1982-1998
-	ALL68616	10-Bolt	7.5", Passenger, Except Monza 1977-1981
-	ALL68622	10-Bolt	8.2", Chevy Passenger And G-10 Van, 30-Spline Pinion
ALL68521	ALL68621	10-Bolt	8.5", 30-Spline Pinion Passenger And Light Truck
ALL68518	ALL68618	12-Bolt	8.875", Chevy And GMC Truck And Blazer, 1.438" Pinion
ALL68519	ALL68619	12-Bolt	8.875", Chevy Hi-Performance Passenger Axle, 1.625" Pinion
Chrysler			
ALL68532	ALL68631	8-3/4"	489 Casting With 2.000" I.D. Carrier Bearings (Large #9 On Side Of Casting)
ALL68531	ALL68631	8-3/4"	489 Casting With 1.796" I.D. Carrier Bearings (Large #9 On Side Of Casting)
ALL68537	ALL68637	8-3/4"	742 Casting With 1.796" I.D. Carrier Bearings (Large #2 On Side Of Casting)
Ford Motor Company			
-	ALL68639	8"	"Pig" Type, 25-Spline Pinion
ALL68513	ALL68613	8.8"	Salisbury Type With 10-Bolt Cover, 30-Spline Pinion
ALL68510	ALL68610	9"	2.893" Carrier Bearing, Stock 28-Spline Pinion Support, Solid Spacer
ALL68511	ALL68611	9"	2.893" Carrier Bearing, Stock 28-Spline Pinion Support, Crush Sleeve
ALL68509	ALL68610	9"	3.062" Carrier Bearing, Stock 28-Spline Pinion Support, Solid Spacer
ALL68512	ALL68611	9"	3.062" Carrier Bearing, Stock 28-Spline Pinion Support, Crush Sleeve
ALL68539	ALL68610	9"	3.062" Carrier Bearing, Daytona 28-Spline Pinion Support, Solid Spacer
ALL68538	ALL68611	9"	3.062" Carrier Bearing, Daytona 28-Spline Pinion Support, Crush Sleeve
ALL68543	ALL68610	9"	3.250" Carrier Bearing, Daytona 28-Spline Pinion Support, Solid Spacer
ALL68542	ALL68611	9"	3.250" Carrier Bearing, Daytona 28-Spline Pinion Support, Crush Sleeve
ALL68540	-	9"	3.250" Carrier Bearing, MW or Strange 28-Spline Pinion Support, No Spacer Or Crush Sleeve
ALL68541	-	9"	3.250" Carrier Bearing, MW or Strange 35-Spline Pinion Support, No Spacer Or Crush Sleeve
Dana			
ALL68533	ALL68633	-	Model 44/1967-1997
ALL68534	ALL68634	-	Model 60 And 61/1966-1998

Dial Indicator With Magnetic Base

ALL96414

Dial indicator with magnetic base is a necessity when degreasing a camshaft, checking crankshaft end play, deck heights, dome heights, transmission end play or ring and pinion backlash. Universal magnetic base may be mounted anywhere. Shockproof dial indicator has 1" of travel in .001" increments. Base and dial indicator may also be purchased separately.

ALL96415 Dial Indicator Only
 ALL96416 Magnetic Base Only



Digital Calipers 0-6" With Case

ALL96411

Measure inside, outside and depth dimensions with easy to read Metric or SAE LCD display, in .001" increments up to 6". On/off switch conserves battery and zero setting assures accurate readings. Plastic case provides additional battery storage.



Dial Caliper

ALL96410

Quality hardened stainless steel dial caliper is shockproof and capable of measuring items from .001" to 6" in increments of .001". Includes protective carrying case.



Andy Bozell

Photo: RW Motorsports



Phil Bozell

Photo: RW Motorsports

Ring And Pinion Gear Sets

Quality differential components are suitable for race, street and off-road use. Lapped in matched sets for quiet operation.



GM 7.5"

Sets fit 10-bolt with 7.5" ring gear, 1.438" diameter pinion stem and 27-spline pinion.

Part No.	Ratio	Tooth	Part No.	Ratio	Tooth
ALL70110*	3.23	42-13	ALL70115†	3.73	41-11
ALL70112*	3.42	41-12	ALL70116*	4.10	41-10
ALL70113†	3.42	41-12	ALL70117†	4.10	41-10
ALL70114*	3.73	41-11	ALL70118*	4.56	41-9

*Set includes standard width ring gear for use with 3.23 and numerically higher ratio carriers or when using 3.08 and numerically lower ratio carriers and ALL70100 spacer.

†Set includes thick ring gear for use with 3.08 and numerically lower ratio carriers.

GM 8.5"

Sets fit 10-bolt with 8.5" ring gear, 1.625" diameter pinion stem and 30-spline pinion.

Part No.	Ratio	Tooth	Part No.	Ratio	Tooth
ALL70120	3.08	40-13	ALL70126	4.10	41-10
ALL70122	3.42	41-12	ALL70128	4.56	41-9
ALL70124	3.73	41-11			

Ford 9"

Sets fit 10-bolt with 9" ring gear, 1.313" diameter pinion stem and 28-spline pinion.

Part No.	Ratio	Tooth	Part No.	Ratio	Tooth
ALL70010	3.50	35-10	ALL70028	5.14	36-7
ALL70012	3.70	37-10	ALL70030	5.29	37-7
ALL70014	3.89	35-9	ALL70032	5.43	38-7
ALL70016	4.11	37-9	ALL70034	5.67	34-6
ALL70018	4.30	39-9	ALL70036	5.83	35-6
ALL70020	4.56	41-9	ALL70038	6.00	30-5
ALL70022	4.71	33-7	ALL70040	6.20	31-5
ALL70024	4.86	34-7	ALL70042	6.33	38-6
ALL70026	5.00	30-6	ALL70044	6.50	39-6

GM 7.5" Ring Gear Spacer

ALL70100

Spacer allows installation of 3.23 and numerically higher ratio gear sets with standard thickness ring gears into 3.08 and numerically lower carriers. Steel spacer is .3125" thick and includes ten 7/16"-20 x 1-1/4" UHL LH bolts.



Gear Marking Compound Kit

ALL78250

Gear marking compound kit is a good way to identify correct gear contact area when installing or adjusting ring and pinion gear sets. Kit includes gear marking compound and application brush.

NEW!



Spools

Replace a troublesome positive traction unit with a high quality Allstar spool. Substantially lighter than conventional carriers, spools deliver equal power to both rear wheels. Ultra-lite steel spools have more lightening holes and a narrower ring gear flange than standard units.



ALL68060

Ford 9" Steel Spools

- ALL68060..... 28-Spline, Scalloped, 7.5 Lbs.
- ALL68062..... 28-Spline, Ultra-Lite, 6.3 Lbs.
- ALL68063..... 28-Spline, Ultra-Lite Scalloped, 6.0 Lbs.
- ALL68064 31-Spline, Scalloped, 7.6 Lbs.
- ALL68066..... 31-Spline, Ultra-Lite, 6.1 Lbs.
- ALL68067..... 31-Spline, Ultra-Lite Scalloped, 5.8 Lbs.
- ALL68070..... 35-Spline, For 3.250" Case, 7.6 Lbs.
- ALL68072..... 35-Spline, For 2.893" Or 3.062" Case, 7.9 Lbs.
- ALL68074 40-Spline, For 3.250" Case, 6.7 Lbs.

Aluminum Spools

- ALL68114 Quick Change Winters, 31-Spline, 2.030" Bearings
- ALL68115 Quick Change D.M.I., Frankland, Tiger And Richmond, 31-Spline, 2" Bearings

Mini Spools

Mini spool assemblies replace the OE side and spider gears in open style carriers to provide equal traction to both axles. Mini spools are precisely machined for proper fit and heat treated for durability.



ALL68122

ALL68164

- 1957-87 Ford 9" Rear Ends With 3/4" Cross Pin
- 1981-94 Ford 8.8" Rear Ends With 28-Spline Axles
- 1976-88 GM 7.5" With 7.5" Or 7.625" Ring Gear, 26-Spline Axles
- 1964-72 GM 10-Bolt With 8.2" Dia. Ring Gear, 28-Spline Axles
- 1970-76 GM 10-Bolt With 8.5" Dia. Ring Gear, 28-Spline Axles
- 1965-76 GM 12-Bolt With 8.875" Dia. Ring Gear, 30-Spline Axles

- ALL68121 Ford 9", (Lightweight) 28-Spline
- ALL68122 Ford 9", (Lightweight) 31-Spline
- ALL68168..... Ford 8.8", 28-Spline
- ALL68166*.... GM (7.5" Ring Gear), 26-Spline
- ALL68162..... GM 10-Bolt (8.2" Ring Gear), 28-Spline
- ALL68160..... GM 10-Bolt (8.5" Ring Gear), 28-Spline
- ALL68164..... GM 12-Bolt (8.875" Ring Gear), 30-Spline

*There are at least three different 7.5" GM cases available, shimming may be required between the case and side gear of the spool to eliminate space between blocks

Cross Pins



ALL68120

- ALL68120 Ford 8.8" And 9" (3/4")
- ALL68167 GM 10-Bolt (7.5" Ring Gear)
- ALL68163 GM 10-Bolt (8.2" Ring Gear)
- ALL68161 GM 10-Bolt (8.5" Ring Gear)
- ALL68165 GM 12-Bolt (8.875" Ring Gear)

GM Axle C-Clips

Replacement C-clips for popular GM 10- and 12-bolt axles.

- ALL66120 7.5" 10-Bolt, 2-Pack
- ALL66121 8.5" 10-Bolt And 8.875" 12-Bolt, 2-Pack



Ford 9" Housing Studs

ALL72040


Studs secure the center section to the housing and are installed by pulling through with a nut for a press fit. 3/8"-24 threads. Package of 10.



Ford 9" Gaskets

Gaskets are precision die-cut to ensure a leak free seal.

- ALL72044..... Paper
- ALL72045..... Composite With Steel Core
- ALL72046..... Composite With Steel Core Non-Stick



ALL72046

Nitrile Gloves

Nitrile gloves protect against dirt and grime and help prevent oil and harsh chemicals from contacting the skin. Gloves are latex and powder free to keep from irritating skin. General purpose gloves are great for light duty uses that are not exposed to chemicals. Chemical resistant gloves work well for general purpose as well as jobs that involve oil, fuel, brake fluid and most cleaning chemicals such as brake and carb cleaners. Package of 100.

General Purpose (Blue)

- ALL12020 Medium
- ALL12021..... Large
- ALL12022 X-Large



Chemical Resistant (Black)


- ALL12024..... Medium
- ALL12025..... Large
- ALL12026..... X-Large
- ALL12027 XX-Large



Absorbent Mats

A must for the work shop and trailer. These handy absorbent mats have bonded layers, allowing fluid to spread quickly through material.

- ALL12030... 15" x 60" Roll (Perforated Every 10") Universal For All Fluid Types (Oil, Coolant, Water)
- ALL12031 ... 15" x 60" Roll (Perforated Every 10") For Oil Only
- ALL12032 ... 100-Pack (15" x 10" Individual Sheets) Universal For All Fluid Types (Oil, Coolant, Water)
- ALL12033 ... 100-Pack (15" x 10" Individual Sheets) For Oil Only



Ford 9"

Pinion Support **ALL68396**

"Daytona" forged aluminum pinion support replaces original equipment cast iron support. Support is furnished with races installed and is for use with 28-spline pinion gears.



Pinion Seals

Replace leaking or damaged seals in most popular differentials.



- ALL72145 Quick Change 5/16" Wide
- ALL72144 Quick Change 1/2" Wide
- ALL72143 Quick Change 3/4" Wide
- ALL72146 Ford 9" Standard, 28-Spline, 3" O.D.
- ALL72147 7.5" GM
- ALL72148 8.5" GM

Pinion Yokes



Part No.	Spline	U-Joint	Width	Cap Dia.	Material	Length
Ford 9" Yokes						
ALL68384	28	1310	3-1/4"	1.062"	Aluminum	Standard
ALL68375 [†]	28	1310	3-1/4"	1.062"	Cast Steel	Standard
ALL68376 [†]	28	1330	3-5/8"	1.062"	Cast Steel	Standard
ALL68377 [†]	28	1330	3-5/8"	1.062"	Cast Steel	1" Longer
ALL68380	28	1350	3-5/8"	1.187"	Forged Steel	Standard
ALL68382	35	1350	3-5/8"	1.187"	Forged Steel	Standard
Quick Change Yokes						
ALL68385 [†]	10	1310	3-1/4"	1.062"	Cast Steel	Standard
ALL68386 [†]	10	1310	3-1/4"	1.062"	Cast Steel	1" Longer

NEW!

Billet Quick Change Pinion Yokes

Billet steel pinion yokes offer superior strength while the longer unit gives you an option to use a shorter driveshaft. For use with 1310 series 3-1/4" wide U-joint.

NEW!



- ALL68387 Standard Length
- ALL68388 1" Longer

Pinion Nuts

Replace original worn or damaged nuts each time a gear set is changed. Nut secures driveshaft yoke to pinion gear.



- ALL72155 Ford 8.8" And Standard 9"
- ALL72156 GM 7.5 And 8.5

Pinion Yoke Wrench **ALL68372**

Wrench fastens to most popular pinion flanges and companion flanges to hold when setting bearing pre-load and tightening retaining bolt or nut.



U-Joints

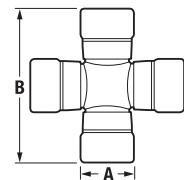
Performance U-joints are greasable and fit a variety of driveshaft combinations.



- 1310 Series:** 3.218" Wide with 1.062" Diameter Caps
- 1330 Series:** 3.622" Wide with 1.062" Diameter Caps
- 1350 Series:** 3.622" Wide with 1.187" Diameter Caps

U-Joints With Same Cross Width

- ALL69030 1310 Series
- ALL69031 1330 Series
- ALL69032 1350 Series



Width = B, Caps = A

U-Joints With Different Cross Widths

- ALL69034 1310 to 1330
- ALL69037* ... 1310 to 1330
- ALL69035 1310 to 1350
- ALL69036 1330 to 1350

*Standard 1330 spread with larger 1.125" diameter caps.

U-Bolt Kits

U-bolt kits for 1310, 1330 and 1350 series U-joints secure drive-shaft to pinion yoke. Sold in pairs with nuts and lock washers.



	U-Bolt	U-Joint Series	Cap	Thread	"A"	Stud CTC "B"
Std.	ALL69015	1310/1330	1-1/16"	5/16"-24	1-3/4"	1.400"
X-Long	ALL69017	1310/1330	1-1/16"	5/16"-24	2"	1.400"
Std.	ALL69018	1330 [†]	1-1/8"	5/16"-24	1-7/8"	1.575"
Std.	ALL69016	1350	1-3/16"	3/8"-24	2"	1.625"

[†]1330 with big caps (1.125")

GM U-Joint Strap Kit

ALL69014

Replacement O.E. style U-joint strap kit fits popular GM pinion yokes including 7.5", 8.2", 8.5" 10-bolt and other popular rear ends. Kit is designed for 1-1/8" (1.125") diameter caps and includes (2) 5/8" wide steel straps with 1-7/8" CTC holes and (4) 1-1/2" long 5/16"-24 grade eight bolts.



Ford 9"

U-Joint Girdle Kit

ALL69025

Aluminum U-joint girdles replace standard steel U-bolts and provide more surface clamping area for 1310 and 1330 (1-1/16") U-joint caps. Girdle design helps prevent over-tightening and includes mounting hardware.



Steel Driveshafts



Driveshafts are built from 2-1/2" O.D. x .065" wall, D.O.M. steel tubing, balanced, painted white and completely assembled with greaseable 1310 series (3-1/4") U-joints. Driveshafts also include a popular 27-spline slip yoke to work with Powerglide, TH350, Bert, Brinn and many other transmissions. Yoke measures 5.50" from U-joint centerline to end with 3.50" of slip length. Dimensions listed are from center to center of U-joints.

- ALL69019 29.5"
- ALL69020 30.5"
- ALL69022 31.5"
- ALL69023 32"
- ALL69024 32.5"

Related Parts

- ALL69015 U-Bolt Kit
- ALL69030 1310 U-Joint

Slip Yokes

Slip yokes provide an important link in today's driveline and chassis combinations. Yokes are available in standard length for most street applications with minimal suspension travel to extra-long for racing suspensions that have a radical amount of travel. 27-spline yokes accept 1310 style U-joints and are for use in many popular transmissions including TH350, TH700R4, Muncie and Saginaw 3 and 4 speeds, Bert and Brinn non-ball spline.

- ALL69040 6"
- ALL69042 6-3/4"
- ALL69044 7-1/2"
- ALL69046 8"
- ALL69048 8" (Extra Clearance)

Hardened

- ALL69043 6-3/4"
- ALL69045 7-1/2"
- ALL69047 8"

Tailshaft Seal And Bushing

The tailshaft bushing is a regular wear item, located inside the transmission tailshaft housing. It should be replaced when replacing the tailshaft seal or when a driveshaft failure has occurred. A worn bushing will cause excessive side-to-side movement of the slip yoke and create a vibration or leak. Replacement bushing and seal fits GM Powerglide, Turbo 350, Saginaw, Muncie, Bert and Brinn transmissions.

- ALL72150 Seal
- ALL72152 Seal With Bushing



Universal Driveshaft Loop ALL69000

Universal driveshaft loop contains the driveshaft if a yoke or U-joint fails. Loop is 1/4" thick x 2" wide mild steel and fully adjustable to fit most cars.




Driveshaft Loop For 1979-2004 Mustangs ALL69006

Driveshaft safety loop bolts-on to help retain the front of the driveshaft in the event of a U-joint or other drivetrain component breakage. Black epoxy coated, all steel loop includes mounting hardware and complete instructions. Loop is designed to fit inside factory tunnel and work with most driveshafts up to 4" in diameter.



Unwelded Driveshaft Loop ALL69004

Made from 3/16" flat steel, loop is 9-1/2" tall, 5-1/2" wide with a 16" wide mounting strap that can be cut and welded for each installation.



180° Driveshaft Loop ALL69002

Pre-bent 1" diameter x .083" wall mild steel tubing is designed for chassis style cars to help retain the driveshaft in the event of a U-joint failure. Loop is 10" tall overall and has a 5" I.D.



Torque Tube Belt ALL10181

Universal strap keeps torque tube stabilized and centered in case of coupler or tube failure. Black 3" wide belt fits all torque tube and chassis combinations.



Torque Ball Safety Blanket ALL55220

Fire resistant safety blanket designed by Jason Meyers Racing protects drivers legs and feet in the event of a U-joint failure. Ballistic nylon covered blanket weighs just 1-1/2 lbs. and has quick release adjustable straps that allow blanket to be removed easily for servicing torque ball and U-joint. Blanket includes two mounting brackets, mounting studs, nuts and installation instructions.



Replacement Parts

- ALL55224 3/8" Mounting Stud Kit
- ALL55226 Mounting Tabs, 1-Pair


Drain Pan ALL40112

Round drain pan has molded in handles and pour spout. Made from chemical and solvent resistant plastic. 13-1/2" x 11" x 4", 7 quart capacity.



Shop Towels ALL12006

Shop towels are much heavier than standard paper towels and work great for numerous tasks around the shop or track. Rolls contain 60 individually perforated 11" x 9-1/2" disposable sheets.



Drain Pan ALL14171


Drain pan with built-in pump holds and refills fluids when changing rear end gears. Molded plastic basin and lid slide together to prevent spilling of fluid. A crank handle is included for hand operation along with a length of straight hex shaft for use with an electric drill. 16" square x 7" tall. 14 quart capacity.



Aluminum Quick Change

Drain Pan ALL14166

Aluminum drain pan is handy when changing quick change gears. Built-in perforated shelf holds gears and allows lube to drain into pan. Pan is 10-1/4" wide, 12" long and 3-3/4" deep.



Plastic Quick Change

Drain Pan ALL14356

Tapered top drain pan, combined with an open flow corner, allow quick change gear changes to happen even faster. Plastic low profile, 2-piece pan includes a stainless steel filter screen molded into the top tray.



Drain Plug Kits

Drain plug kits include a machined weld-on bung that has a step added to fit inside a drilled hole for easy installation. Kits are perfect when adding drain plugs to oil pans, rear end housings, dry sump tanks, etc.



Size	Aluminum Bung	Steel Bung
3/8" NPT	ALL50732	ALL50733
1/2" NPT	ALL50734	ALL50735

Combo Remote Fill Tank

ALL36134

Aluminum fill tank features a pre-drilled 4-1/2" square mounting flange for securing tank to the underside of deck panel, providing an easy-access fill location for rear end/differential, transmission, power steering, or dry sump tank. Tank has a raised non-vented cap and a -10AN male lower hose fitting. Tank also has a 3/8" NPT side port for a return or vent, and a separate 3/8" NPT fitting with an integrated foam filter for an additional vent.



Remote Fill Tanks

Aluminum tanks feature a 5-3/8" mounting flange to mount in a deck panel or other flat horizontal panel, providing an easy access fill location for rear end/differentials, transmissions or dry sump tanks. Tanks have a raised, vented twist on cap and a -10AN male hose connection. Overall tank height is 9" x 3" in diameter.



Screw-In Fitting ALL36113 One-Piece Flange ALL36113 Weld-In Fitting ALL36110 ALL36111 Weld-On Flange ALL36110 ALL36111

- ALL36113 Fill Tank, Economy
- ALL36110 Fill Tank
- ALL36111 Fill Tank With 3/8" NPT Bung
- ALL36124 Replacement Cap

Mini Breather Tanks

Small capacity spun aluminum tanks can be used to vent transmission or rear end to prevent lubricant from being forced out. Tanks are complete with 1/4" NPT bung at bottom and bracket for mounting to chassis tubing.



- ALL36140 Tank For 1-1/2" Dia. Tubing
- ALL36141 Tank For To 1-3/4" Dia. Tubing
- ALL36142 Tank With Flat Mount **NEW!**

Mini Breather ALL36145

Compact breather mounts in a deck or bracket with a 7/16" hole and has a -4AN male end making it ideal for venting transmissions or rear ends.



Clamp-On Mini Breathers

Breathers mount easily to either 1-1/2" or 1-3/4" tubing. Breathers are 1" tall and 1-3/8" in diameter. Great for use on transmissions, differentials, etc. Bottom fitting is 1/4" NPT. Black anodized finish.



- ALL36106 Breather For 1-1/2" Tubing
- ALL36107 Breather For 1-3/4" Tubing
- ALL36103 Replacement Filter Only

Roll Bar Padding

Closed-cell foam does not absorb moisture, but progressively absorbs shock (gets more dense as it is compressed). Offset inside diameter

allows easy installation, with thicker padding toward driver. Available in 3' lengths.

ALL14100..... Black	ALL14104 Yellow
ALL14101..... Red	ALL14105 Gray
ALL14102..... Blue	ALL14106 Purple
ALL14103..... Orange	



SFI Mini Roll Bar Padding ALL14112

Mini roll bar padding is ideal for tight areas in a race car when standard padding is too large. Unique, compact design

provides driver protection to a specific area. Peel- and-stick backing for easy installation on 1-1/4" to 1-3/4" tubing. Meets SFI 45.1 specifications. Sold in 3' lengths, black only.



SFI Roll Bar Padding

Provides 180° coverage where space concerns are not a problem. Peel-and-stick backing for easy installation. Meets SFI 45.1 specifications.

Choose from two sizes, each 3' long, black only.

ALL14110..... 1-1/8" To 1-1/2" O.D. Tubing

ALL14111 1-5/8" To 2" O.D. Tubing



Door Bar Padding

ALL14115

Closed cell padding adds protection from hard surfaces inside a race car. Cover door bars, seat supports, or increase padding in seat for comfort. Sold in 36" x 48" sheets, 3/4" thick.



Door Bar Clamp ALL14198

Clamp fastens around a 1-1/2" door bar, allowing a steel door plate to be mounted to the outside of the door bar area. Clamp eliminates the need to weld mounting tabs or door plate directly to a finished chassis. Sold each and includes 1/2" mounting hardware.



Related Items

ALL54070..... 18" x 26" Steel Plate

ALL54071 24" x 24" Steel Plate

ALL54072 24" x 36" Steel Plate



Sprint Knee Guard ALL55230

Ultra light aluminum knee guard designed by Jason Meyers Racing works great for protecting knees from banging against 1/2 box steering gears and provides a comfortable leg support when throttling through corners.

Fire retardant, high-impact, dense rubber padding is covered with self-extinguishing cloth for added safety. Guard fastens to the half box mount (not the box) by drilling and bolting or riveting and is held in place with safety wire or a wire tie.



Window Net Installation Kits

Latch Type Round Tube ALL10217

Lever latch release has a 3/8" round upper support rod for use with border and loop style nets. Mounting brackets are included.



Latch Type Flat Bar ALL10218

Lever latch release has a 1" x 1/8" x 29" flat steel bar to securely anchor the window net, and mounting brackets. Use with loop style nets. Will not work with most border type nets.



Replacement Part

ALL99070..... Replacement Mounting Tabs

Spring Loaded Round Tube ALL10219



Spring-loaded tube eliminates the latch release and provides easy entry and exit. Pushing against the handle allows the spring loaded rod to compress approximately 3/4" to release or fasten window net. Kit includes a 26-1/2" long x 9/16" diameter spring loaded top tube, 3/4" flat aluminum strap for securing the bottom of the net, mounting hardware, handle and instructions. Designed for most border and loop style nets.

Replacement Part

ALL99071 Replacement Mounting Tabs

Clamp-On Kits

Clamp-on kit eliminates welding tabs to chassis. Clamps have .600" holes designed to install ALL10219 window net installation kit to chassis tubing.

ALL10221 1-1/2" Kit

ALL10222 1-3/4" Kit

Replacement Parts

ALL99160..... 1-1/2" Clamp-On Bracket, Fixed

ALL99161 1-1/2" Clamp-On Bracket, Swivel

ALL99162 1-3/4" Clamp-On Bracket, Fixed

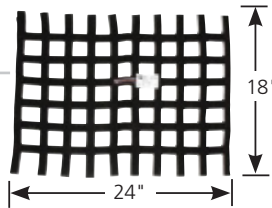
ALL99163 1-3/4" Clamp-On Bracket, Swivel



Loop Style Ribbon Window Nets

Durable polypropylene nets are ideal for a variety of full bodied cars. Webbing is double stitched with heavy nylon thread. All nets meet SFI 27.1 specifications and are appropriately tagged. Loop design net has loops sewn in top and bottom of net to accept most round tube and flat bar window net installation kits.

- ALL10290 18" x 18" Black
- ALL10295 18" x 24" Black




Mesh Window Nets

Durable, lightweight, black polyester mesh nets increase driver vision and stop smaller debris better than conventional ribbon or string nets. Mesh style net has large built-in sleeves in top and bottom of net to accept most round tube and flat bar window net installation kits. SFI Rated (27.1)

NEW SIZE!



ALL10294



ALL10211

Non-SFI

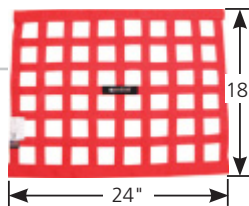
- ALL10294 18"H x 18"W **NEW!**
- ALL10298 18"H x 22"W
- ALL10299 18"H x 27"W x 22"W (Angled)

SFI Rated (27.1)

- ALL10211 18"H x 22"W
- ALL10214 18"H x 27"W x 22"W (Angled)

Border Style Ribbon Window Nets

Durable polypropylene nets are available in a variety of sizes and offer additional safety to the driver. Webbing is double stitched with heavy nylon thread. Border style net has built-in sleeves in top and bottom of net to accept most round tube window net installation kits including ALL10217 and ALL10219. SFI certified nets meet SFI 27.1 specifications and are appropriately tagged.



ALL10287

Non-SFI

- ALL10248 10"H x 18"W Black
- ALL10249 14"H x 18"W Black

SFI Rated (27.1)

- ALL10280 18"H x 18"W Black
- ALL10285 18"H x 24"W Black
- ALL10286 18"H x 24"W Blue
- ALL10287 18"H x 24"W Red

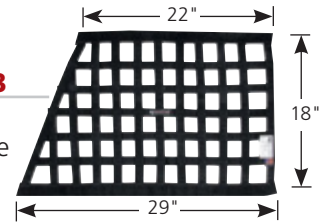
Window Net Protector ALL10225

A simple way to keep your window net tight against an interior panel. Slot is 21" long for use with 18" wide nets.



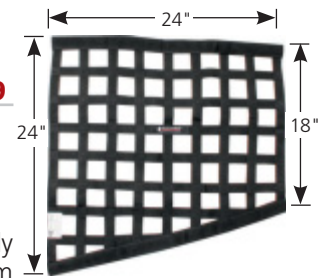
Angled Window Net ALL10288

Angled net with border style mounting encloses more of the driver side window opening for additional protection. Net meets SFI 27.1 specification and is appropriately tagged. Net has built-in top and bottom sleeves to accept most round tube window net installation kits including ALL10217 and ALL10219.



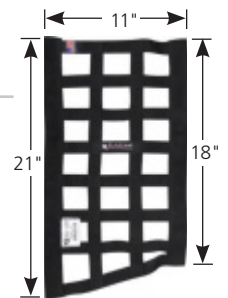
Drag Window Net ALL10289

Drag window net with border style mounting attaches to the diagonal door bar of most drag cars. Net meets SFI 27.1 specification and is appropriately tagged. Net has top and bottom built-in sleeves to accept most round tube window net installation kits including ALL10217 and ALL10219.



Funny Car Style Window Net ALL10291

Border style window net has built-in vertical sleeves for installing mounting rods to attach net to the chassis. Net is ideal for cages that have been fitted with or updated to funny car style bars around the driver. Net is SFI 27.1 certified.



Triangle Window Net ALL10246

Triangle net originally designed for Sprints and Midgets also works well on Dirt Late Models and Modifieds when wrap-around ends are needed. Net includes quick release buckle and meets SFI 37.1 specs.



Border Style Triangle Window Net ALL10247

Triangle window net has a border style top for use with most round tube installation kits. Lower portion of net secures around a lower bar.



Molded Steering Wheel Pad ALL52322

Molded pad fits flat or dished 3-spoke steering wheels. Velcro straps are permanently secured to pad for quick installation.



Steering Wheel Pad ALL52320

Black vinyl covered pad fastens to most three spoke racing steering wheels with three hook/loop straps. 5-3/4" diameter foam pad is 2" thick.

Two Point Non-Retractable Seat Belts

Two-point, non-retractable lap belt is manually tightened and mounts to two points on the vehicle floor. Belts feature an easy push-button release and are sold individually. Installation hardware kits sold separately.



ALL98110 Black
ALL98111 Gray
ALL98112 Charcoal
ALL98113 Tan



Related Parts

ALL98120 Anchor Plates, 1-Pair
ALL98121 Installation Hardware Kit

Three Point Retractable Seat Belts

Three-point retractable system has three anchoring points, two on the vehicle floor and one on the B-pillar. Belts feature an easy push-button release and are sold each. Installation hardware kits sold separately.



ALL98115 Black
ALL98116 Gray
ALL98117 Charcoal
ALL98118 Tan

Related Parts

ALL98120 Anchor Plates, 1-Pair
ALL98121 Installation Hardware Kit



Seat Belt Anchors **ALL98120**

Anchor plates reinforce stock type floor pan when mounting seat belts. Plates are 1/8" thick and have a 9/16" mounting hole. Package of 2.



Seat Track Assembly

ALL98100

Mount aftermarket seats quickly and easily. Includes two seat tracks, adjustment handle and hardware.



Bolt-In Lower Seat Mount Brackets

ALL98130

Seat brackets are constructed of 3/16" aluminum and designed to fasten an aluminum racing seat to a reinforced stock style floor pan. Additional floor reinforcements recommended as required per sanctioning body rules.



NEW!

Tear Off Machine



Electric Tear Off machine will quickly provide clear vision with the simple push of a button. Lightweight unit mounts to your shield and includes two clear rolls of 50 foot film (equal to 65 standard tear offs), sealed aluminum motor housing, quick disconnects, and velcro. Works with 12 and 16 volt systems. Choose Installation kit with steering wheel or dash mount button, sold separately.

ALL13104 Electric Tear Off Machine
ALL13106 Install Kit, Vehicle Harness & Steering Wheel Button
ALL13107 Install Kit, Vehicle Harness & Dash Mount Button
ALL13108 Replacement Rolls Of Film (2-Pack)
ALL13109 Replacement Vehicle Harness

Locking Tear Off Post Kit

ALL13100

Unique aluminum tear off posts have a second set-screw locking the posts to the shield so they don't continually come loose. No need to remove shield just to tighten the tear off post! Package of 2.



Safety Glasses

ALL10258

Comfortable, lightweight, general purpose safety glasses have a clear wrap around lens for maximum visibility. ANSI-Z87.1 rated.



Reusable Corded Earplugs

ALL12000

Corded earplugs fit instantly without rolling or squeezing. Made of a soft material that cleans up easily in warm, soapy water.



Helmet Hooks

Lightweight aluminum hook clamps on roll cage tubing and provides an anchor for attaching helmet strap.

ALL10228 1-1/2"
ALL10229 1-3/4"
ALL10445 Reducer Bushing 1-3/4" To 1-5/8"



Universal Helmet Hook **ALL10223**

Lightweight, steel universal helmet hook is 1/8" thick and has a radius mount for attaching to round tubing. Hook may be welded on or clamped to tube with a standard hose clamp.

Inside Air Blower Motor

ALL13000

Inside air unit is commonly mounted inside the cockpit or decking to provide forced, filtered air to the driver for cooling and to help prevent shield fogging. Spun aluminum cover prevents damage to filter assembly. Motor has two speeds and is recommended for 12 volt systems.



Replacement Parts

ALL13014..... Filter
ALL99022..... Top

Outside Air Blower Motor

ALL13001

Outside air unit is commonly mounted inside the driver compartment on vehicles with windows or closed compartment to provide forced, filtered air to the driver for cooling and to help prevent shield fogging. Intake top can be used with 1-1/4" helmet hose or trimmed to accept larger 3" hose, such as ALL42150, routed to the motor from outside of the car or fastened to a plastic duct, such as ALL42143, for fresh air. Motor has two speeds and is recommended for 12 volt systems.



Replacement Parts

ALL13014..... Filter
ALL99023..... Top

Helmet Fan ALL13011

Compact inline blower fan connects to 1-1/4" helmet hose and forces air inside driver's helmets equipped with an air inlet to help prevent shield fogging and provide air movement. Fan produces 20+ cfm of air flow when used on a 12V system, drawing only 1.3 amps. Two wire pigtail easily connects to a switched 12V power source and a suitable chassis ground.



Helmet Vent Hose

Hose is 4' long and used to complete the connection between a driver air system and helmets equipped with a 1-1/4" barbed intake port. Two styles are available: ALL13004 is gray and constructed from a denser material to resist crushing and abrasions from rocks and debris; ALL13021 is black and constructed of a thinner more pliable material which is less restrictive to the driver.

ALL13004..... Gray
ALL13021..... Black



Helmet Vent ALL13025

High-impact, screened ABS vent minimizes the chance of rocks and other debris from entering helmet hose. Vent has a 1/2" wide mounting flange and a centered outlet that accepts most 1-1/4" helmet hoses.



Helmet Blower System ALL13020

Remote mount breather system directs filtered, forced air to the driver's helmet for added comfort and safety. Motor assembly has a mounting bracket for easy mounting to chassis or seat back. 4' helmet hose connects to most helmet fresh air intakes with standard 1-1/4" connector. The 9' extension lead can be easily connected to a switched 12-16 volt source. This system weighs 2-1/4 lbs, and draws 3.5 amps at 13.6 volts, and produces about 90 CFM of air to the driver, providing more than enough air to keep the driver cool and shield clear.



Replacement Parts

ALL36202..... Filter
ALL36203..... Filter With Shield
ALL99021..... Wire Harness

Mini Helmet Air System ALL13012

Self-contained, 12-volt fan with reusable filter moves approximately 40-60 CFM of air depending on system voltage. An RF connector allows easy, unrestricted helmet removal. A 14" wire is permanently attached to the fan and accepts the 24" pigtail (included). Pigtail has simple red (+) and black (-) wire hook-ups.



Hose Adapter ALL13007

Adapter fits most helmet hoses with 1-1/4" ends and has a 2-3/4" O.D. to fit inside 3" duct style hose or inside some NACA ducts. Adapter may also be mounted in a window opening to funnel air directly to the driver via helmet hose.



Helmet Dryer ALL13018

Dryer is a table top unit that circulates **NEW!** air throughout the inside of a helmet removing moisture that commonly leads to dangerous mold and bacteria growth. Dryer base measures 11" x 13" and includes a removable clip to fasten a dryer sheet to help freshen the inside of the helmet. Unit connects to a 110V power source and features a cord mounted on/off switch.




Allstar Race Suit

The Allstar Performance Nomex race suit has style, comfort and is affordable! Suit is 1-piece double layer, box quilted and SFI 3.2A/5 certified. Features include: side pockets, an adjustable belt, elastic wrist cuffs, hidden ankle cuffs, elastic back panel, adjustable neck strap, a sturdy waist length zipper and a black nylon storage bag.

ALL99850..... Medium
 ALL99851..... Large
 ALL99849..... X-Large (Short)
 ALL99852..... X-Large
 ALL99853..... XX-Large
 ALL99862*... Custom Size

*Completion of an Allstar custom racing suit order form is required. Custom racing suits are available in red, blue or black.



Radio Boxes



ALL10441
ALL10443

ALL10440
ALL10442

ALL10439

Aluminum radio boxes have a removable padded insert to absorb vibration.

Small Box – 5" Tall x 3-3/4" Wide x 2-1/2" Deep

ALL10439..... Flat Mount
 ALL10441..... 1-3/4" Mount
 ALL10443..... 1-1/2" Mount

Large Box – 7" Tall x 4" Wide x 2-1/2" Deep

ALL10440..... 1-3/4" Mount
 ALL10442..... 1-1/2" Mount

Reducer Bushing

1-3/4" To 1-5/8" ALL10445

Reducer works with most clamp-on style brackets or accessories with 1/4" thick mounts including Allstar radio boxes, drink bottle kits, helmet hooks and universal brackets.



Drink Bottle Kit


Mount the drink bottle within driver's reach for a convenient spot to keep a drink. Great for circle track drivers during pit stops or yellow flags. Lightweight aluminum holder comes with replaceable insulated bottle.

ALL10475..... 1-1/2"
 ALL10480..... 1-3/4"
 ALL10481..... Flat
 ALL10445..... Reducer Bushing
 1-3/4" To 1-5/8"
 ALL10482..... Replacement Bottle



Convex Mirrors

Convex mirrors have a curved face to view a wider area which is ideal for keeping an eye on the competition. Mirrors have built-in mounting tabs with 1/4"-20 threaded inserts for convenient mounting. Universal brackets ALL10452-10454 are commonly used when mounting mirrors to round tubing such as roll cages. ALL76406..... 14" x 2-1/2"
 ALL76407..... 17" x 3"



Panel Mirrors



Panel mirrors offer greater viewing capabilities than standard mirrors to help eliminate blind spots. Durable ABS construction makes these mirrors suitable for many types of motorsports. Mounting brackets and hardware included.

ALL76404..... Four Panel, 27-3/4" Long
 ALL76405..... Five Panel, 34-3/4" Long



Side View Mirror

Aerodynamic 3" diameter mirror quickly and easily mounts to roll cage tubing and includes a 1-1/2" stainless clamp. High strength ABS plastic housing with a scratch resistant polycarbonate lens makes this mirror suitable for a variety of motorsports, but most commonly used on Asphalt Late Models. Adjustable mirror lens pivots in the housing for optimum driver visibility.

ALL76408..... Non-Adjustable
 ALL76409..... Adjustable



ALL76409

Swan Neck Mirrors

ALL76400

Beautiful exterior rear view mirrors have a 4" diameter stainless steel head and a 5" long chrome arm. Mounting is blind with one bolt. Sold in pairs.



4" Peep Mirrors ALL76401

Chrome Peep mirrors have a 4" stainless steel head and can be slipped over the top edge of driver and passenger side doors and secured with Allen head screws. Arm pivots 360° to any position and has a crowned end to lock in the desired position. Includes protective rubber pads. Sold in pairs.



Fire Extinguishers

Hand held dry chemical fire extinguishers are perfect for race car, trailer or garage use and include steel mounting bracket and strap, aluminum nozzle and hairpin safety pin. ABC rated, mono-ammonium phosphate based extinguishers are effective against electrical, liquid, grease, wood or paper fires. USCG approved when used with included mounting bracket and retaining strap to secure extinguisher to bracket.



ALL10500 ALL10502

ALL10500 2.5 Lb., (3-3/8" dia. x 14-1/2" Tall)
 ALL10502 5 Lb., (4-3/8" dia. x 17-1/2" Tall)

Quick Release Fire Extinguisher Bracket

ALL10510

Bracket keeps fire extinguisher secure and allows quick access by pulling pin. Bracket mounts most 2-1/2 lb. extinguishers with an O.D. up to 3-1/2" to round tubing with supplied clamps or fastens to a flat panel including trailer or shop walls.



Quick Release NHRA Fire Extinguisher Brackets

NHRA approved bracket keeps fire extinguisher secure and allows quick access by pulling pin. Bracket mounts most 2-1/2 lb. extinguishers to 1-1/2" - 1-3/4" round tubing with supplied 3/4" wide stainless t-bolt bands or fastens to a flat panel.

NEW SIZE!



ALL10513

AL10512 Bracket For 3" O.D. Extinguisher
 AL10513 Bracket For 3-3/8" O.D. Extinguisher **NEW!**

Shifter Boot **ALL54130**


Fire resistant, black, thermal boot helps prevent fire from entering driver compartment. Boot is 7" tall with Velcro strap closure at top. Base is 6" x 7". Used by many top Cup, xfinity, Truck, CRA and Late Model teams.



Sprint Drag Link Tether

ALL10252

Keeps drag link tethered to the chassis if it becomes disconnected. Tethering of drag link is required by most sanctioning bodies. 24" L x 1" W, woven nylon.



Torque Tube Belt

ALL10181

Universal strap keeps torque tube stabilized and centered in case of coupler or tube failure. Black, 3" wide belt fits all torque tube and chassis combinations.



Torque Ball Safety Blanket

ALL55220

Fire resistant safety blanket designed by Jason Meyers Racing protects drivers legs and feet in the event of a U-joint failure. Ballistic nylon covered blanket weighs just 1-1/2 lbs. and has quick release adjustable straps that allow blanket to be removed easily for servicing torque ball and U-joint. Blanket includes two mounting brackets, mounting studs, nuts and installation instructions.



Replacement Parts

ALL55224 3/8" Mounting Stud Kit
 ALL55226 Mounting Tabs, 1-Pair

Engine Diaper

ALL69011

Engine diaper will help contain engine oil and fragments if an engine failure occurs. Increase safety and reduce the chance of control loss due to debris on the racing surface. Diaper wraps around oil pan and secures to header bolts. Diaper is NHRA approved but is not designed for vehicles that require SFI approved diapers. Diaper features a sewn-in, non-replaceable oil absorbent pad and is 23" long x 12-1/2" high x 12" wide.



Replacement Parts

ALL99043 Replacement Tabs, 4-Pack
 ALL99347 Replacement Buckle, 1 Set
 ALL69013 Engine Diaper Pad, 22" x 30"

Transmission Blanket **ALL69010**



Contains transmission explosions on high horsepower race cars with stock firewall/floor pan or where a transmission shield isn't practical. NHRA and IHRA approved blanket measures 12" x 47" and meets SFI 4.1 specifications. Includes straps to secure it to most transmissions.



Radiator ALL30028

Aluminum radiator with furnace brazed tanks provides superior cooling in sprint applications. Features machined filler neck, 1-1/2" RH bottom outlet and (4) female top outlet ports for use with -10AN O-ring fittings. Radiator uses a smaller diameter cap (not included) such as ALL30124 or ALL30125. 20" wide x 22" tall x 2" thick. 9.7 lbs.



Cross Flow Radiator (Chassis Mount) ALL30030

Aluminum radiator with a unique black thermal coating provides superior cooling! Built-in mounting brackets enable the radiator to be quick-turn fastened directly to frame tabs. Radiator with -10AN O-Ring inlets and 1-1/2" outlet is 20-1/2" wide x 18-1/2" tall (including outlet neck) x 2-3/8" thick core. Recommended radiator cap is ALL30126 (28-32 lbs.) sold separately. Approximate weight, 8.5 lbs.



Wall Mount Radiator Holder Kit ALL12216

Brackets fasten to trailer wall and hold radiator safely in place during transport to avoid damage. Kit includes two 29" long aluminum brackets with adjustment holes at 2" increments and arms to fit radiator cores up to 2-1/4" wide. Adjustable arms are slotted for quick adjustment with included thumbscrew knobs to fit a variety of radiator heights.



Radiator Air Scoop For Sprint Car

Scoop fastens around a tube or the front crossmember of most chassis to maximize airflow through the radiator, increase cooling efficiency and at the same time, create downforce. Black plastic scoop is a universal design that will fit a variety of cars and the aluminum scoop is designed for most raised rail cars. Scoop is commonly fastened to the chassis with quick turn fasteners.



ALL23224..... Plastic 22" x 11"
ALL23225..... Aluminum 22" x 13"


Flat Front Air Box ALL23226

Box fits most sprint cars with 1" raised rail and is fabricated from .080" aluminum. Box measures 9-3/4" left side to 10-3/4" right side, with a total weight of 2.127 lbs.



Radiator Honeycomb


Honeycomb screen mounts to front of radiator to protect from rocks and debris. Secure directly to radiator using ALL30085 mounting kit, sold separately. 19" x 26".



ALL30158..... 1/2" Thick
ALL30159..... 1" Thick

Sprint Car Radiator Rock Screen ALL30163

Aluminum rock screen helps to protect radiators from heavy rocks and mud. Mounting tabs are integrated into the frame for quick and easy installation to a front air box. Measures 20-1/2" wide x 12" tall and weighs just under 1 lb. Quick turn springs are included.



Aluminum Sprint Motor Plates



Front motor plates for SB Chevy are offered in one- and two-piece designs. One-piece versions mount using the lower front mounting holes. Two-piece sets use the lower front mount holes and the water pump mounting holes. All plates have 19-1/2" center-to-center chassis mounting holes. ALL38128 and ALL38145 plates come with bushings to allow for engine flex and help with weight transfer.

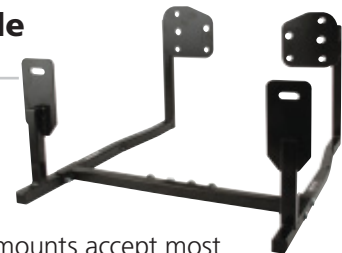


Part No.	Description	Finish	Thickness
ALL38118	1-Piece Solid Plate	Plain	3/8"
ALL38119	1-Piece Solid Plate	Black	3/8"
ALL38128	1-Piece Plate With Bushings*	Black	3/8"
ALL38145	2-Piece Plate With Bushings†	Black	3/8"
ALL38130	Universal Mount	Plain	1/4"

*Has built-in mount for Saldana tank mount bracket OTMB-1.
†Designed to work with ALL36092 and ALL36093 tank mounts.

Sprint Engine Cradle ALL10159

Cradle bolts to most stock type and aftermarket SB Chevy blocks, including narrow pattern lightweight and standard bell housing bolt patterns. Slotted front mounts accept most frame width engine mounts. Provisions for standard wheel kits are positioned to support complete engines with attached radiators.



Bellhousing Dowel Pins

Steel dowel pins are approximately 1/2" longer than stock pins and are required when running an engine mid-plate, rear motor mounts or an aftermarket bellhousing. These extended length pins also help with alignment when installing an engine. Pins fit most GM blocks and are sold in pairs.



ALL38152

ALL38150 Solid Pins
ALL38152 Hollow Pins

Sprint Rear Motor Plate

ALL38126

CNC-machined aluminum rear motor plate fits standard and raised cam engines, standard and raised rail cars as well as newer style lightweight blocks. Multiple holes are drilled and tapped for mounting pumps and torque ball shield directly to motor plate instead of the housing. The top trailing edge of motor plate is grooved to eliminate obstruction with dash. 3/8" thick plate weighs 7.25 lbs.



Torque Ball

Safety Blanket ALL55220

Fire resistant safety blanket designed by Jason Meyers Racing protects drivers legs and feet in the event of a U-joint failure. Ballistic nylon covered blanket weighs just 1-1/2 lbs. and has quick release adjustable straps that allow blanket to be removed easily for servicing torque ball and U-joint. Blanket includes two mounting brackets, mounting studs, nuts and installation instructions.



Replacement Parts

ALL55224 3/8" Mounting Stud Kit
ALL55226 Mounting Tabs, 1-Pair

Torque Tube Belt ALL10181

Universal strap keeps torque tube stabilized and centered in case of coupler or tube failure. Black, 3" wide belt fits all torque tube and chassis combinations.



Justin Grant

Photo: JohnnyB Imagery

Positive Cam Lock Shifter

ALL54135

CNC-machined billet aluminum shifter clamps to the frame on driver's right. Designed for use with live axle shifter quick change. Shifter includes all steel hardware, heavy duty cable, and quick release end.



Replacement Part

ALL54142 43" Long Cable

SB Chevy Gear Drive Assembly

Aluminum gear drive provides accurate cam timing and the ability to adjust valve timing without removing the oil pan. Aluminum frame features a built-in front oil pan gasket retainer and an idler gear cradle for accurate cam timing throughout the RPM range. Gear drive are complete with cam, crankshaft and idler gears, needle bearing thrust kits, offset degree bushing kit, extra-long dowel pins and installation instructions. Gear drives are commonly used with ALL90080 and ALL90081 Billet Timing Covers or may be used with most stock-type covers such as the ALL90010 with slight modification.



NEW Raised Cam Version!

ALL90000 Standard Cam Gear Drive
ALL90100 Raised Cam Gear Drive (+.391") **NEW!**

Replacement Parts

ALL90001 ...Cam Gear | ALL90004...Cam Plate Shims, 10-Pk.
ALL90002...Crank Gear | ALL90005...Cam Degree Bushing Set
ALL90003...Idler Gear | ALL90007...Thrust Washer Set

Billet Timing Covers

Machined billet aluminum timing cover is lightweight, durable and weighs over 1 lb. less than cast aluminum covers. Fits major brand oil pumps. Mounting hardware included.

ALL90080 Standard Cam
ALL90081 Raised Cam



Aluminum Cam Seal Plates

Aluminum cam seal plate provides a reliable seal and tight fit.



Part No.	Size	Color	Application
ALL90085	2.103"	Black	GM Small Block
ALL90086	2.253"	Gold	Rodeck Block w/1.875 Roller Cam Bearing
ALL90087	2.310"	Blue	Most Blocks w/50mm Roller Cam Bearing
ALL90088	2.382"	Silver	Dart Small Block, Aluminum
ALL90089	-	-	Replacement Cam Plate Seal



Sprint Car Dry Sump Tank Mounting Brackets

Mounting brackets are designed to mount 6" diameter tanks to the left front corner of standard small block Chevy engines. Commonly mounted with ALL38145 sprint motor plate, the upper bracket utilizes the water pump mounting holes and the lower bracket fastens to the early front engine mount mounting hole.



ALL36092..... Upper Tank Mount
 ALL36093..... Lower Tank Mount

Heating Pads

High temperature silicone heating pads externally preheat oil in wet sump oil pans, dry sump tanks and automatic transmission pans reducing overall warm up time and improving lubrication during initial start up. 3" cord, 120-volt operation.



ALL76420..... 2"x15", Self Adhesive Pad, 200W
 ALL76422..... 5"x7", Self Adhesive Pad, 375W
 ALL76424..... 6"x12", Velcro Strapped Pad For 6" O.D. Tanks, 435W

WARNING! Do not plug heater in without being installed on tank or metallic surface to absorb heat. Element heats up quickly and damage will result.

Immersion Heaters

Immersion style heater preheats oil in wet sump oil pan or dry sump tanks to reduce overall warm up time and improve lubrication during initial start up. 5/8" diameter stainless steel sleeve inserts into pan or tank and secures with a welded on 1/2" NPT brass screw-in fitting. 120-volt operation.



ALL76415..... 4-3/4" Long Heater Element w/3' Long Cord, 400 W
 ALL76416..... 7-1/2" Long Heater Element w/12" Long Cord, 250 W

WARNING! Do not plug heater in without being installed in tank and submersed in liquid, element heats up quickly and damage will result.



Tyler Courtney

Photo: JohnnyB Imagery

Sprint Car Wash Plug Set

Aluminum plugs have O-rings for a watertight seal and will keep dirt out of injectors while cleaning sprint car. 4-piece set comes with a nylon storage pouch.



Part No.	Size	Wash Plug Dia.	Stack Dia.
Kinsler			
ALL26072	2-1/4"	2.328"	2.335"
ALL26073	2-11/16"	2.762"	2.790"
ALL26074	2-3/4"	2.848"	2.875"
ALL26075	2-13/16"	2.921"	2.950"
ALL26076	2.90"	2.973"	3.00"
Engler			
ALL26033	2-1/2"	2.632"	2.650"
ALL26035	2-13/16"	2.885"	2.905"
ALL26036	2.90"	2.973"	3.00"
ALL26038	3"	3.073"	3.10"
Hilborn			
ALL26032	2-7/16"	2.483"	2.50"

Compact Electric Fuel Pump

ALL40320

High flow, low pressure electric fuel pump equipped with a 5/16" inlet/outlet. The pump flows 18 gph at 4.0 psi, 5.5 psi maximum. Includes a rubber padded mounting bracket and two heavy duty hose clamps. Rated 12V/5 amps. Overall length is 5-1/2" x 1-1/2" wide.



Fuel Pressure Gauge

ALL40330

Fuel pressure indicator gauge allows pre-adjustment of the high speed secondary and main valve opening pressures using a compressed air source. Gauge can be mounted directly to the wall or tool box. 4-1/2" diameter dial has a 0-160 PSI range.



Down Nozzle Filters

Down nozzle filters optimize spray and eliminate dirt and debris.

ALL40325..... Down Nozzle Filters, 8-Pack
 ALL40326..... Down Nozzle Filter, Each



Down Nozzle Plugs ALL40327

Plug off ports in down nozzle filters. 1/2"-20 thread seals with included O-ring. Package of 8.



Inline Fuel Filter Without Element

ALL40246

Black anodized, high flow inline filter has -12AN ends. Choose correct bracket and mount to chassis tubing along fuel line. Overall length is 12" and outside diameter is 2". Filter flows enough fuel for any race car. Filter element sold separately.



Related Part

ALL40222..... Stainless Element (63 Micron)

Filter Fact: Filter element must be installed with the closed end and the spring toward the INLET end of housing. The open end faces the OUTLET.

Fuel Filter Brackets

Brackets mount Allstar inline aluminum fuel filters to round tubing and flat surfaces. Flush mount bracket fastens to flat panels like a frame rail or firewall. A locking set screw holds filter in place. Sold each.



ALL40229..... Fits 1-1/4" Tubing
 ALL40227..... Fits 1-3/8" Tubing
 ALL40235..... Flush Mount

Adjustable Fuel Cell Mounts **ALL55112**

Slotted mounts replace fixed weld-on brackets and clamp directly to 1-3/8" cross tube. Mounts have 1-1/4" long slots, allowing adjustment often needed to reach insert locations of flexed, ever changing fuel cell shapes and can be rotated for easy fuel cell mounting. Machined aluminum, black anodized mounts weigh .35 lbs. each. Package of 2.



Sprint Car Aero Fuel Tank Cover

Aerodynamically designed covers remove the dead air pocket from behind the driver, allowing cleaner air through the driver's compartment. Covers also provide protection to fill plate and plate mounted bypasses. Mounting tabs for Fuel Safe and ATL fuel cells included.



ALL23055..... Carbon Fiber
 ALL23056..... Fiberglass, Black
 ALL23057..... Fiberglass, White

Replacement Part

ALL99349..... Brackets With Springs And Rivets



Titanium Fastener Kit For Fuel Tank Top Plate **ALL17008**

Kit includes twelve 1/4"-28 x 7/8" button style socket head fasteners to replace the standard bolts securing the top plate to the bladder on most Fuel Safe and ATL sprint fuel cells. Kit weighs less than 45 grams.



Body Reinforcing Plates

Plates help protect fiberglass and aluminum panels from cracking when using 7/16" quick turn fasteners. Stainless steel plates are precision stamped with a strengthening border, attach with 1/8" rivets and measure 2" wide x 1" tall.



ALL18985 Clear Finish, 10-Pack
 ALL18985-50..... Clear Finish, 50-Pack
 ALL18986 Black Finish, 10-Pack
 ALL18986-50..... Black Finish, 50-Pack

Coated Braided Steel Lines

Black coated braided steel lines have black aluminum ends. Choose #2 or #3 line in straight/straight or straight/90° configurations. Lengths stated are overall, end-to-end.



	#2 Line	#3 Line	#3 Line -3 90° And -3 Straight
Length	Two -3 Straight	Two -3 Straight	
6"	ALL48385	ALL48387	ALL48413
9"	ALL48386	ALL48388	ALL48414
12"	ALL48371	ALL48361	ALL48415
15"	ALL48372	ALL48362	ALL48416
18"	ALL48373	ALL48363	ALL48417
21"	ALL48374	ALL48364	ALL48418
24"	ALL48375	ALL48365	ALL48419
30"	ALL48376	ALL48366	ALL48420
36"	ALL48378	ALL48368	ALL48422
48"	ALL48379	ALL48369	ALL48423
60"	ALL48380	ALL48370	ALL48424
73"	ALL48383	ALL48382	ALL48425

Quick Disconnect Couplings

2-piece couplings allow lines to be separated without loss of fluid or requiring bleeding. Commonly used on brake systems when changing front or rear axle assembly, hydraulic wing cylinders, a hydraulic clutch system using a hydraulic throw out bearing or when servicing a transmission with an internal hydraulic clutch.



ALL50215 Steel Coupling With 1/8"NPT Female Threads
 ALL50212 Alum. Coupling With -3AN Male Threads
 ALL50213 Alum. Coupling With -4AN Male Threads
 ALL50209 Premium Coupling Fitting With -3AN Male Threads



Adjustable Nose Wing Posts

Clamp-on style angled aluminum mounts fasten around 1-1/2" torsion bar tubes, providing adjustability to front wing posts.



Part No.	Description	Material
ALL55100	Aero Post LH	Steel
ALL55101	Aero Post RH	Steel
ALL55106	Post Straight, 13" Long	Aluminum
ALL55102	Mount For ALL55100 Aero Post LH	Aluminum
ALL55103	Mount For ALL 55101 Aero Post RH	Aluminum
ALL55107	Mount For ALL55106 Post	Aluminum

Fixed Nose Wing Posts

Fixed posts have a 1" O.D. to fit into pinch clamp spuds welded to torsion bar tubes on most chassis. Bent tubes are angled forward to mount the front wing forward, adding increased down force.



Part No.	Description	Material
ALL55108	Bent, Aero With Round Tube	Steel
ALL55105	Bent	Aluminum
ALL55125	Bent	Titanium
ALL55109	Straight, Aero With Round Tube	Steel
ALL55106	Straight	Aluminum
ALL55126	Straight	Titanium
ALL55110	LH Sideboard Mount	Stainless Steel
ALL55111	RH Sideboard Mount	Stainless Steel

Nose Wing Rear Strap

4130 chrome moly tubular strap mounts from the shock tower to the nose wing side board and will not disrupt air flow. Non-adjustable strap measures 10-3/4" center-to-center with a 5" offset. Sold each.


- ALL55115..... Plated
- ALL55116..... Black



Rock Screens

Steel screen mounts to chassis, providing driver added protection from rocks and debris. Black powder coated screen is 7-1/2" tall with 2" wide slots. Approximately 1.60 lbs.

- ALL30165..... Sprint Car, 25" Long
- ALL30166..... Mini Sprint, 23-3/4" Long



Sprint Stacked Front Bumper

ALL22300

Stacked front bumper for improved front end protection is precision bent from steel or aluminum tubing, 1" O.D. steel tubing, 6" tall x 8" long overall x 19-1/4" wide on center. Weighs less than 4 lbs.



Titanium Bolt Kit For Nerf Bars And Bumpers

Kit includes twelve 10-32 x 1-1/2" bolts with nylon locking half nuts. Kit includes enough fasteners for bumpers and side nerf bars. Kit weighs less than 50 grams.



Mud-X Cleaner

Cleans and shines plastic, polycarbonate, chrome, fiberglass, paint, vinyl and leather and leaves an invisible coating that protects surfaces and repels dirt, dust, fingerprints, smudges and bugs. Spray it on and wipe it off. Excellent anti-fog coating for helmet shields. 14 oz. can.



Ground Shipment Only

Mud-X Concentrate

ALL78230

Mix concentrate with up to ten quarts of water to produce a coating that prevents mud, dirt, oil, rubber and exhaust residue from sticking to body panels. Safe for metal, plastic, rubber, and painted surfaces. One quart container.



Pressurized Sprayers

Sprayers are great for applying bulk cleaners, degreasers, solvents, penetrating oils and other lubricants. Sprayer has a capacity of 32 ounces and includes a versatile nozzle adjustable from mist to a fine stream.

- ALL10516..... Black
- ALL10518..... Chrome



Tool Tray

Tool tray measures 12" x 18" x 3", with hooks on one side to fasten to race car nose or sprint/midget front wing and 6" stands on the opposite side so tray will sit level. Tray has 16 holes for spark plug and nozzle holder use.



Nose Wing Wall Mount Brackets

ALL12214

Brackets attach to the side of trailer wall to hold a spare sprint car front nose wing safely in place. Powder coated aluminum brackets feature slotted arms that are fully adjustable to accommodate a variety of nose wing shapes and sizes. Sold in pairs with retention straps to keep wing secure.



Wing Caps



Prevent rock and debris from damaging the leading edge of many popular sprint car wings with a protective cap.
 ALL23220..... Top Wing Cap, 60" Long, High Impact Plastic
 ALL23222..... Front Wing Cap, 36" Long, High Impact Plastic
 ALL23221..... Top Wing, 60" Long, Carbon Fiber
 ALL23223..... Front Wing, 36" Long, Carbon Fiber

Manual Wing Adjuster **ALL48004**



Manual wing adjuster is for sprint car top wings when rules do not permit the use of hydraulic cylinders. Aluminum slider includes 3/8"-24 steel rod ends and is adjustable from 20" to 32" center-to-center in 1" increments with included 1/4" locking pin. Weighs less than 1 lb.

Hydraulic Wing Cylinders



Strong hydraulic wing cylinders have an aluminum body which houses a steel piston and pushrod assembly. Available in 10" and 12" length.

ALL48000 10"
 ALL48002..... 12"

Titanium Studs For Wing Cylinders

Single stud used to mount the wing cylinder to the chassis or wing tree. Stud has 3/8"-24 threads for mounting most cylinders. Mounting nuts not included. Sold each.

ALL17036 5/16"-24 x 3/8"-24 x 1.640" Stud
 ALL17038 3/8"-24 x 3/8"-24 x 1.600" Stud



ALL17036



ALL17038

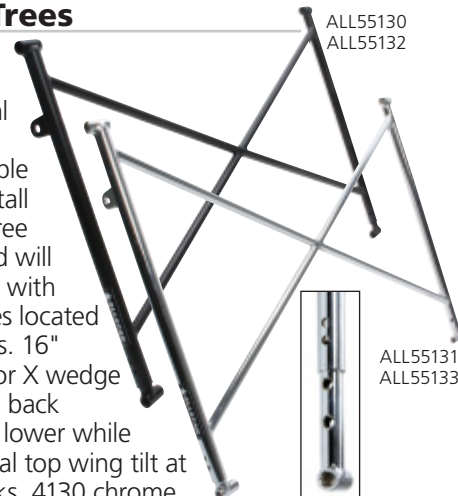
Sprint Wing Line Kit **ALL48006**

Kit includes light-weight, coated stainless steel braided lines and aluminum fittings to help simplify plumbing of KSE Gen2 steering gear and wing cylinder. Kit includes (2) #4 slider lines (22" long and 36" long), (2) #4 pressure and return lines (18" long), (4) 45° 4AN to 1/8" NPT valve fittings, (2) 90° 4AN to 1/8" NPT cylinder fittings and (2) high-flow -3 ORB to -4AN fittings.



Top Wing Trees

Wing trees have an "X" design for lateral and horizontal strength. Available in 16" and 18" tall versions, each tree is adjustable and will extend up to 6" with adjustment holes located at 1" increments. 16" trees are ideal for X wedge cars to keep the back of the top wing lower while providing optimal top wing tilt at high speed tracks. 4130 chrome moly 3/4" x .060" tube construction. Wing trees are 26" wide at the top and have a min/max bottom width of 25-3/4" to 26-1/2". Adjuster pins not included.



Part No.	Height	Finish
ALL55130	16" (Extends To 22")	Black
ALL55131	16" (Extends To 22")	Plated
ALL55132	18" (Extends To 24")	Black
ALL55133	18" (Extends To 24")	Plated

Related Parts

ALL17028..... Titanium Adjuster Pins, (1-Pair)
 ALL55134 Top Wing Tree Slider, Black
 ALL55135 Top Wing Tree Slider, Plated

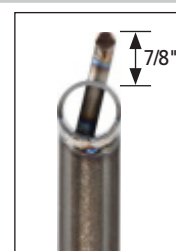
Titanium Top Wing Pin Kit **ALL17028**

Kit includes two pins with locking clips for adjusting wing tree height.



Top Wing Titanium Posts **ALL55128**

Top posts are 12" long overall and have a 5/16" diameter T-bar to fit a wide range of wings. Position of T-bar is set at 75°, providing additional wing angle. Posts are built from strong 1" x .150" wall titanium tube, sold as a pair.



Tel-Tac Mount ALL81332

Aluminum mount accepts Tel-Tac digital tachometers and recesses into a dash for clean, finished look. Mount attaches to backside of dash with quick turn fasteners (buttons sold separately) for simple tachometer removal and installation.



MSD/FAST Ignition Box Mount ALL81330

Box mount provides a quick release method for replacing MSD or FAST ignition boxes with 7-1/2" x 3-1/2" or 4-1/8" x 6-1/2" center to center mounting dimensions. Kit includes aluminum box mount, (4) quick turn fasteners, springs and 1/8" aluminum rivets.



Heel Riser

Aluminum heel risers are pre-drilled for easy mounting and include a non-skid pad. 4-1/2" wide.

ALL54090 1" Tall Riser
ALL54091 1-1/2" Tall Riser



Heel Riser Rest ALL54092

Aluminum bracket is 1" tall and rivets to heel risers to help keep foot in place on the riser.



Throttle Pedal Assembly ALL54106

Rugged aluminum pedal may be mounted to the floor pan or lower frame rail for smooth, safe throttle control. Includes return spring bracket and fasteners.



Sprint Car Throttle Pedals



ALL54094



ALL54095

Pedals fit most sprint chassis with pivot spud welded on frame rail.

ALL54094 Titanium
ALL54095..... 4130 Chrome Moly

Throttle Bell Cranks

Designed for Sprint car applications, each bell crank is fitted with a pressed .250" I.D. bearing for smooth throttle operation and has optional locations for connecting push rods of various lengths. Typically two are required to complete an application. Option holes on each crank are .188" and spaced 3/8" apart.

ALL54150 Arms Set 75° Apart, 35 Grams
ALL54152 Arms Set 70° Apart, 40 Grams



ALL54150

ALL54152

Quick Release Throttle Cable Ends

Quick release ends are used when a throttle connection needs to be removed and installed often. Steel housing has a spring loaded release to keep housing secure to pivot ball.

ALL54147 #10-32 With #10-32 And 1/4"-28 Studs
ALL54149 1/4"-28 With 1/4"-28 Stud



Chrome Moly Brake Pedal ALL41033

Lightweight sprint car brake pedal is fabricated from 1" O.D. x .040" 4130 chrome moly tubing then black powder coated. Pedals provide optimal feel due to a knurled no slip, extra grip foot rest. Universal fit pedal works with most sprint car raised rail chassis. 1-1/2" heel block is recommended for proper heel to pedal spacing.



Titanium Brake Pedals

High strength titanium brake pedal is manufactured from 1" diameter tubing. Knurled pattern on 5" wide pedal helps keep foot in place. Approximately .55 lbs.

ALL41031 Standard Rail, 17" Long Overall
ALL41032 Raised Rail, 16" Long Overall

Left Front Caliper Mount

Machined aluminum mount keeps the caliper true and straight for maximum braking power. Bolts included.

ALL55070 Mount For 10-7/8" Rotor, Plain
ALL55071 Mount For 10-7/8" Rotor, Black
ALL55072 Mount For 10-1/8" Rotor, Plain
ALL55073 Mount For 10-1/8" Rotor, Black



Sprint Knee Guard

ALL55230

Ultra light aluminum knee guard designed by Jason Meyers Racing works great for protecting knees from banging against half box steering gears and provides a comfortable leg support when throttling through corners. Fire retardant, high-impact, dense rubber padding is covered with self-extinguishing cloth for added safety. Guard fastens to the half box mount (not the box) by drilling and bolting or riveting and is held in place with safety wire or a wire tie.



Knee Guard Mount

ALL55232

Aluminum mount with 2" I.D. fastens around KSE sprint steering box tube to help secure most popular knee guards. Sold each.



Pitman Arms

Pitman arms for popular 48-spline boxes are manufactured from 2024 aluminum and feature two drag link mounting points with 1/2"-20 threads. Angle broached arms provide the extra offset needed on today's short steering boxes for header clearance.

- ALL55030..... Black Angle Broach, 15°
- ALL55031 Clear Angle Broach, 15°
- ALL55032 Black Straight
- ALL55033 Clear Straight

ALL55030

Front Axles

Lightweight .095" wall 4130 chrome moly front axles measure 50" x 2-1/2" with 9° and 12° kingpin angles for excellent driver feel and are precision built for quality and accuracy. Axle king pin bosses are shipped factory reamed for easy installation and also feature threaded Panhard bar stud and shock mounts. Available in black powder coat or chrome plated.

- ALL55170 Black
- ALL55171 Chrome



Aluminum Steering Arms



ALL55058

ALL55060

ALL55062

Arms are strong and solid for rough tracks and fit 3-1/4" spindles. Combo arm has a 1" lead.

Description	Black Finish	Clear Finish
Steering Arm RH	ALL55062	-
Combo Steering Arm LH, Solid	ALL55060	-
Combo Steering Arm LH	ALL55058	ALL55059

Drag Link/Tie Rod

1-1/8" sprint car steering rods are made from 4130 chrome moly .065" wall tubing. Rods have 5/8" threads and a tapered threaded end.



Length	Black Powder Coated	Plated
46"	ALL55932-46	ALL55933-46
47"	ALL55932-47	ALL55933-47
48"	ALL55932-48	ALL55933-48
49"	ALL55932-49	ALL55933-49
50"	ALL55932-50	ALL55933-50
51"	ALL55932-51	ALL55933-51

Drag Link Tether

ALL10252

Keeps drag link tethered to the chassis if it becomes disconnected. Tethering of drag link is required by most sanctioning bodies. 24" L x 1" W, woven nylon.



Titanium Steering Stud Kit ALL17026

Kit includes four studs with nylon locking half nuts that thread into steering and pitman arms with 1/2"-20 threads for properly mounting steering links.



CJ Leary

Photo: JohnnyB Imagery



Aluminum Steering Box Mounts

Steering mounts are manufactured from 2024 aluminum. Black anodized finished, steering mounts are offered in three versions. Rigid design keeps steering gear in place.



ALL52114..... Mount With Fuel Shut Off For MPD Valves
 ALL52115..... Mount With Fuel Shut Off For Waterman Valves
 ALL52116 Long Mount

Half Box Steering Gear Mount

Mount is designed for quick installation and removal of the steering gear box. Three hex cut slots eliminate the need to remove snap ring and end cap and allow the steering box to slide easily into place. CNC-machined from 3/8" thick 2024 aluminum for strength, yet only weighs .60 lbs.



ALL52112..... Clear
 ALL52113..... Black

Power Steering Lines



ALL48260

Assembled lines for power steering have -6AN ends and are compatible with high pressure pumps found in today's sprint cars where standard hose and fittings cannot be used. Lines are lightweight yet strong, weighing less than a standard high pressure hose assembly. Plumbing is perfect for connection of KSE steering gear to pump. 13-1/2" long.

ALL48260..... Line With Steel Ends And Protective Wrap
 ALL48261 Line With Aluminum Ends

Power Steering Supply Line

ALL48262

Gen2 supply line has a 90° -10AN and a straight -10AN aluminum fitting for a precise fit to the KSE Gen2 steering gear. New style hose is very flexible, and will not collapse under suction. Total overall length including fittings 9".



Weld Bung For Sprint Car Seat Belts

ALL98125

Bung welds into tubing up to 1-3/8" to convert wrap around style seat belts to bolt-in ratchet style belts. Shoulder allows belt to pivot as needed and accepts 3/8" seat belt mounting hardware.



Sprint Aluminum Torsion Arms

Manufactured from 2024 aluminum. Arms are exceptionally strong and will not flex. Available with black or clear anodized finish. Hardware included.



Description	Black Finish	Clear Finish
Front		
Left	ALL55000	ALL55001
Left S-Bend*	ALL55002	ALL55003
Right Clear	ALL55004	ALL55006
Right Angle Broach	ALL55005	ALL55007
Rear		
Left	ALL55010	ALL55011
Right	ALL55012	ALL55013
XP Left	ALL55034	ALL55035
XP Right	ALL55036	ALL55037

*S-Bend Provides Added LF Tire Clearance.

HD Billet Rear Torsion Arms



Heavy duty, billet aluminum arms have a high resistance to twisting, ensuring a straight rear end while eliminating inconsistent spring rates. LR arms are appx. 3.05 lbs. RR arms are appx. 2.90 lbs. Pinch bolt included.

Description	Black	Clear
Left	ALL55014	ALL55015
Right	ALL55016	ALL55017

Titanium Pinch Bolt Kit For Torsion Arms And Pitman Arms ALL17032

Kit includes five bolts to replace standard 3/8"-24 x 1-7/8" hardware found in most torsion and pitman arms. Bolt kit weighs less than 90 grams.



Torsion Arm Stops

Stops are available in 1-3/4" or 2" split and are offered in aluminum, 4340 steel or titanium. Steel stops include a 9/16" bolt and nut. 2024 grade aluminum stops include a grade eight bolt with 5/8" head and an aluminum jam nut. Titanium stops include a titanium bolt with 5/8" head and an aluminum jam nut.



ALL55020

1-3/4" Split Stops

ALL55020 Aluminum, Black
 ALL55024 Titanium
 ALL55028 Steel, Black

2" Split Stops

ALL55022 Aluminum, Black
 ALL55025 Titanium



ALL55024

Related Parts

Titanium Torsion Arm Stop Bolts With Nut

ALL55026 7/16"-20 With 5/8" Head
 ALL55027 7/16"-20 With 9/16" Head



Titanium Torsion Arm Stop Adjuster Bolt Kit **ALL17034**

Kit includes four 7/16"-20 stop adjuster bolts with 9/16" heads to replace or upgrade standard hardware found in torsion arm stops. Kit weighs less than 80 grams.



Torsion Arm Stop Kit



Kits hold torsion arm and stop in place if pinch bolts loosen or breakage occurs.

ALL10730 Clear
 ALL10731 Black



Torsion Bar Bushings

Performance tested anti-friction nylon bushings are stepped to minimize binding of the torsion bar. Durable, lightweight material offers increased wear-resistance allowing for longer part life, decreased mating component wear and less down time!

ALL55140 Sprint 1-1/8" I.D. For .095" Wall Tubes, Each
 ALL55140-10... Sprint 1-1/8" I.D. For .095" Wall Tubes, 10-Pack
 ALL55150 Midget, Each
 ALL55150-10... Midget, 10-Pack
 ALL55160 Mini Sprint, Each
 ALL55160-10... Mini Sprint, 10-Pack



Shock Bump Rubbers

Conical shaped bump rubbers fit on most shock shafts up to 16mm to limit shock travel. Bump rubbers are 2-3/8" tall and have a 2" O.D. base. A letter designation is molded in the bottom to identify compound.

ALL64500 Soft (40 grams)
 ALL64501 Medium (50 grams)
 ALL64502 Hard (55 grams)



Shock Protectors

Shock protectors add extra protection from rocks and debris to your shock body. 11" tall plastic protector simply snaps onto your shock body. May need to be cut to length. Sold each.

ALL64202 2" Standard Body Shocks
 ALL64203 1-5/8" Small Body Shocks



Ride Height Blocks

Chassis set-up blocks are adjustable in 1/4" increments. A quick release pin holds block at desired height. Bottom surfaces of blocks are contoured to fit steel tubing or any flat surface and have magnets for holding block to chassis. Short blocks adjust 1.75"-4". Tall blocks adjust 3"-6". Package of 2.



ALL10720 Short
 ALL10721 Tall

Ride Height Block Adapters

ALL10722

Adapters replace the standard flat pad on Moose style set up blocks and are machined to cradle axle tubes during chassis set-up. Package of 2.



Live Axle Cradle Rollers

ALL10723

Adapters replace the standard flat pad on Moose style set up blocks and are machined to cradle axle tubes during chassis set-up. Package of 2.



Chassis Dollies **ALL10625**

Steel chassis dollies allow a car or chassis to be moved around the shop easily and safely. Each dolly measures 30" across the top with high density rubber pads and a single wheel brake to help prevent rolling. Dollies adjust from 13" to 19" high with a removable 1" block on one side for use on sprint cars with a raised rail chassis. Stands also collapse flat for storage in shop or trailer. Dollies are rated up to 2000 lbs. per set and sold as a pair.





Aluminum Birdcages

Single bearing design birdcages have replaceable components and are fitted with grade 8 hardware.

- ALL55040..... Left
- ALL55042..... Right



XP Aluminum Birdcages

Center pull birdcages are one of the most innovative cages. XP cages eliminate bind on the bearing and reduce drag, allowing for better weight and horsepower transfer. Must be used with XP rear torsion arms.

- ALL55038..... Left
- ALL55039..... Right



Related Parts

- ALL55034..... XP Torsion Arm Left Black
- ALL55035..... XP Torsion Arm Left Clear
- ALL55036..... XP Torsion Arm Right Black
- ALL55037..... XP Torsion Arm Right Clear

Non-Wing Aluminum Birdcages

Non-wing single bearing birdcages have lowered rear arm connection points, replaceable components and are fitted with grade 8 hardware.

- ALL55044..... Left
- ALL55046..... Right



XP, Standard And Non-Wing Birdcage Replacement Components

- ALL55050..... Brake Mount RR Steel
- ALL55051..... Flag
- ALL55052..... Spud
- ALL72336..... 28mm Bearing
- ALL55054..... Spirolox
- ALL55055..... Arm Bolt
- ALL55056..... XP Arm Bolt



Birdcage Bearings

Replacement bearings for Allstar birdcages and many other brands.

- ALL72336..... 28mm Wide
- ALL72338..... 32mm Wide



Runout Checker

ALL96440

Fixture provides an easy way to check for bent torque tubes, drive shafts, torsion bars or radius rods and measures 16-1/2" overall.



Rods Ends

Two-piece spherical rod ends have a pivoting steel ball and are sold each.



Bore x Thread	RH Male	LH Male	Strength
Pro Series Steel (Moly) - Black			
5/8" x 5/8"-18	ALL58060	ALL58070	18,000 Lbs
Aluminum - Black			
1/2" x 5/8"-18	ALL58089	ALL58099	15,000 Lbs

Thin OD Jam Nuts

Specialty jam nuts have smaller outside diameters, allowing smaller wrenches to be used when changing radius rod lengths. Package of 4.



Thread Size	Wrench Size	Steel Part No.	Alum. Part No.	Black Alum. Part No.
5/8"-18 RH	3/4"	ALL18292	ALL18296	ALL18286
5/8"-18 LH	3/4"	ALL18293	ALL18297	ALL18287

Steel Radius Rods

7/8" O.D. steel radius rods are .083" wall tubing and have 5/8"-18 threads.

- ALL57188..... 22"
- ALL57189..... 22-1/2"
- ALL57190..... 23"
- ALL57191..... 23-1/2"



Aluminum Radius Rods

1-1/8" diameter aluminum radius rods are built from .156" wall tubing and have 5/8" threads to fit most sprint cars and midgets.



Length	Black Anodized	Polished
18"	ALL56806-18	ALL56807-18
18-1/2"	ALL56806-185	ALL56807-185
19"	ALL56806-19	ALL56807-19
19-1/2"	ALL56806-195	ALL56807-195
20"	ALL56806-20	ALL56807-20
20-1/2"	ALL56806-205	ALL56807-205
21"	ALL56806-21	ALL56807-21
21-1/2"	ALL56806-215	ALL56807-215
22"	ALL56806-22	ALL56807-22
22-1/2"	ALL56806-225	ALL56807-225
23"	ALL56806-23	ALL56807-23
23-1/2"	ALL56806-235	ALL56807-235
24"	ALL56806-24	ALL56807-24
24-1/2"	ALL56806-245	ALL56807-245

Titanium Fastener Kits For Radius Rods

Choose from a kit using studs and nylon locking half nuts or bolts to secure radius rods to the chassis.


- ALL17020..... Stud Kit With Nuts (400 Grams)
- ALL17018..... Bolt Kit (275 Grams)



Chrome Moly Jacobs Ladders

Jacobs Ladder is constructed of 4130 chrome moly with aluminum straps. Grade 8 bolts, nyloc nuts, and AN flat washers are included. Approx. 2 lbs.

- ALL55080..... 13-1/4"
- ALL55081 13-5/8"
- ALL55082 14"
- ALL55084..... 12-1/4" Adjustable
- ALL55085..... 13-1/4" Adjustable
- ALL55086..... 13-5/8" Adjustable
- ALL55087 14" Adjustable



Replacement Part

ALL55090..... Strap

Titanium Jacobs Ladders

Titanium Jacobs Ladder is completely assembled with aluminum straps, titanium bolts, mechanical lock nuts, and AN flat washers.

Titanium ladders are 1/2 lb.+ lighter than 4130 steel ladders and weigh only 1-1/2 lbs.

- ALL55077 13-1/4" Small
- ALL55078..... 13-5/8" Medium
- ALL55079 14" Large



Replacement Part

ALL55090..... Strap

Carbon Fiber Jacobs Ladder Cover

Protect the rear axle from rock chips and other debris.

Real carbon fiber cover is strong yet lightweight and attaches to all Jacobs Ladders with existing bolt or pin (not included).

- ALL55091 3/8"
- ALL55092 1/2"



Jacobs Ladder Pin Kits

Pin kits offer a quick option for changing out a Jacobs Ladder. Kits include two 3/8" x 3-3/4" long strap pins, one 3/8" or 1/2" x 1-1/2" long pin for birdcage rod end, 3 clips and two springs that help keep the ladder free.

- ALL55093..... 3/8" Steel
- ALL55095..... 3/8" Titanium
- ALL55094* ... 1/2" Steel
- ALL55096* ... 1/2" Titanium

Replacement Parts

- ALL55097 3/8" Clip
- ALL55098..... 1/2" Clip
- ALL55099..... Spring

*Used with Allstar Jacobs Ladders

Jacobs Ladder Installation Kit

ALL17012

Installation kit includes a titanium pin kit and strap mounting hardware for quickly changing out a Jacobs Ladder. A 1/2" birdcage rod end pin for use with most popular Jacobs Ladders is also included.



Titanium Fastener Kit For Bead Lock **ALL17000**

Kit includes 16 pieces of 5/16"-18 x 1-1/4" long bolts to reduce rotating weight over standard fasteners. These bolts fit all wheels. Fasteners weigh a total of 130 grams.



Titanium Fastener Kit For Front Hub **ALL17004**

Kit includes five 3/8"-16 x 1-1/4" smooth head fasteners with a built-in hex for securing into hub and five shoulder nuts. Fasteners weigh a total of 90 grams.



Titanium Fastener Kit For Fuel Pump **ALL17006**

Kit includes three 1/4"-20 x 1/2" mounting fasteners and one 1/4"-20 x 1" long pinch bolt with an extended head for easy adjustments. Fastener kit fits most Waterman or Kinsler style pumps and weighs less than 15 grams.



Titanium Fastener Kit For Fuel Tank Top Plate **ALL17008**

Kit includes twelve 1/4"-28 x 7/8" button style socket head fasteners to replace the standard bolts securing the top plate to the bladder on most Fuel Safe and ATL sprint fuel cells. Kit weighs less than 45 grams.



Titanium Stud Kit For Headers **ALL17010**

Kit includes fourteen studs with 3/8"-24 thread on one end, 3/8"-16 thread on the opposite end and 12-point steel shoulder nuts to work with most headers. Overall stud length is appx. 1-1/4". Kit weighs a total of 185 grams.



Titanium Fastener Kit For Nerf Bars And Bumpers **ALL17016**

Kit includes twelve #10-32 x 1-1/2" bolts with nylon locking half nuts. Kit includes enough fasteners for bumpers and side nerf bars. Kit weighs less than 50 grams.



Titanium Fastener Kits For Radius Rods

Choose from a kit using studs and nylon locking half nuts or bolts to secure radius rods to the chassis.

- ALL17020..... Stud Kit With Nuts (400 Grams)
- ALL17020-1 .. Stud With Nut (Single)
- ALL17018..... Bolt Kit (275 Grams)





Titanium Shock Stud Kit For Frame Boss And Spuds



Shock stud kits include four studs and nylon locking half nuts to mount shock to chassis or front axle. ALL17022 studs have 1/2"-20 threads that thread directly into pre-threaded bungs. ALL17040 studs are used with ALL17042 14mm-1.5 tap to create threads in 1/2" through-bungs that would originally have through-bolts.

- ALL17022..... Stud Kit For 1/2"-20 Threaded Bungs
- ALL17022-1 Stud w/Nut (Single) For 1/2"-20 Threaded Bung
- ALL17040 Stud Kit For 14mm-1.5 Threaded Bungs
- ALL17040-1 Stud w/Nut (Single) For 14mm-1.5 Threaded Bung
- ALL17042..... Tap (14mm-1.5 To Thread 1/2" Non-Threaded Bungs)

Titanium Shock Studs For Rear Torsion Arms ALL17024



Shock stud kits include two studs with large support cones and four nylon locking half nuts to mount shock to most rear torsion arms. Studs and nuts weigh less than 50 grams.

Titanium Steering Stud Kit ALL17026



Kit includes four studs with nylon locking half nuts that thread into steering and pitman arms with 1/2"-20 threads for properly mounting steering links.

Black Half Nuts ALL17048



Black plated steel 1/2"-20 nylon lock nuts are grade 8 and a lightweight option to keep fasteners in place. Package of 10.

Titanium Pin Kit For Top Wing ALL17028



Kit includes two pins with locking clips for adjusting wing tree height.

Titanium Studs For Wing Cylinders

Single stud used to mount the wing cylinder to the chassis or wing tree. Stud has 3/8"-24 threads for mounting most cylinders. Mounting nuts not included. Sold each.



ALL17036



ALL17038

- ALL17036 5/16"-24 x 3/8"-24 x 1.640" Stud
- ALL17038 3/8"-24 x 3/8"-24 x 1.600" Stud

Titanium Stud Kit For Torque Tubes ALL17030



Kit includes six 3/8"-24 x 3/8"-16 studs with 12 point steel nuts to secure torque tube to rear end housing. Kit weighs about 100 grams.

Titanium Pinch Bolt Kit For Torsion Arms And Pitman Arms



ALL17032

Kit includes five bolts to replace standard 3/8"-24 x 1-7/8" hardware found in most torsion and pitman arms. Bolt kit weighs less than 90 grams.

Titanium Bolt Kit For Torsion Arm Stop Adjuster ALL17034



Kit includes four 7/16"-20 stop adjuster bolts with 9/16" heads to replace or upgrade standard hardware found in torsion arm stops. Kit weighs less than 80 grams.

See Page 114 For Additional Titanium Fasteners.

Quick Change Gear Totes



Durable plastic quick change gear tote organizes extra gear sets and keeps them clean. Lid snaps shut to hold gears in place. 8"L x 5"W x 2"H.

Description	Single	10-Pack
QC Gear Tote White	ALL14350	ALL14350-10
QC Gear Tote Black	ALL14351	ALL14351-10
QC Gear Tote Yellow	ALL14352	ALL14352-10
6-Spline (Midget) Gear Set		

Gear Tote Tray ALL12269



Neatly organize up to 10 quick change gear tote boxes vertically. Tray is 21" long x 5-1/2" deep with a 4" tall front edge, making them perfectly sized for Allstar gear tote boxes.

Quick Change Gear Case ALL14355



Sturdy composite storage case protects and holds up to 8 sets of quick change gears. Case has molded in carrying handles and metal hinges. 5" x 8" x 15-1/2" overall when closed.

Drain Pan

ALL40112

Round drain pan has molded-in handles and pour spout. 13-1/2" x 11" x 4", 7 quart capacity.



Plastic Quick Change Drain Pan **ALL14356**

Tapered top drain pan, combined with an open flow corner allow quick change gear changes to happen even faster. Plastic low profile, 2-piece pan includes a stainless steel filter screen molded into the top tray.



Aluminum Quick Change Drain Pan **ALL14166**

Aluminum drain pan is handy when changing quick-change gears. Built-in perforated shelf holds gears and allows lube to drain into pan. Pan is 10-1/4" wide, 12" long and 3-3/4" deep.




Drain Pan With Pump **ALL14171**

Drain pan with built-in pump holds and refills fluids when changing rear end gears. Molded plastic basin and lid slide together to prevent spilling of fluid. A crank handle is included for hand operation along with a length of straight hex shaft for use with an electric drill. 16" square x 7" tall. 14 quart capacity.



Absorbent Mats

A must for the workshop and trailer. These handy absorbent mats have bonded layers, allowing fluid to spread quickly through material.



- ALL12030 15" x 60" Roll (Perforated Every 10") Universal For All Fluid Types (Oil, Coolant, Water)
- ALL12031 15" x 60" Roll (Perforated Every 10") For Oil Only
- ALL12032 100-Pack (15" x 10" Individual Sheets) Universal For All Fluid Types (Oil, Coolant, Water)
- ALL12033 100-Pack (15" x 10" Individual Sheets) For Oil Only

"Rapid Install" Quick Change Gear Cover

The ultimate quick change gear cover! Speed up gear changes and never again waste time due to cover nuts! Unique design holds nuts directly on the billet 6061-T6 aluminum cover.



- ALL72064..... Frankland And Winters, Standard Bearing
- ALL72066..... DMI Bulldog Rear End

Related Parts

- ALL72068..... Cover Nuts, Black Aluminum, 2-Pack
- ALL72069..... Cover Nut Retainers With Allen Bolt, 2-Pack

Quick Change Cover Nuts **ALL72060**

Aluminum nuts are pre-drilled for safety wire to prevent nuts from working loose and causing leaks. Nuts have 3/8"-16 threads. Package of 10.



Quick Change Cover Gaskets

- ALL72050 Paper
- ALL72052 Thick With Steel Core



Wheel Cover **ALL44168**

Wheel cover fastens easily with three quick turn fasteners. For use with 15" Weld wheels. Mounting hardware included.



3-Fastener Bolt-On Universal Plastic Wheel Cover **ALL44242**

High impact plastic wheel cover features three 1/4"-20 fasteners for secure bolt-on mounting, eliminating the struggle associated with aligning quick turn fasteners during wheel cover installation. Slotted mounting holes allow the same cover to fit a variety of wheels including Weld, Basset and Aero. Easily convert quick turn style bead lock wheels with quick turn fasteners to a bolt-on style using the appropriate bolt-on conversion kit. Wheel rings are also available to fit non-bead lock wheels for attaching covers.



Sprint Wheel Cover Bolt Kits

Kit includes 5/16"-28 bolts, 1-3/8" spread aluminum insert plates with steel threaded inserts, e-clips to keep bolts on the wheel cover and rivets. Package of 3.

- ALL44265..... Stainless Steel
- ALL44266..... Titanium
- ALL99420..... Replacement E-Clips, 12-Pack





Tire Spoons



Steel tire spoons help to mount and dismount tires after bead has been broken. Various sizes are available to work with most tire/wheel combinations. Small tool works well to fit inside tire during removal while rounded ends help prevent damage to tire and wheel.


- ALL10103..... 24" Straight With Round End
- ALL10104 16" Curved With Flat End
- ALL44037..... 16" Curved With Round End
- ALL44036..... 9" Curved With Round End

Bead Breakers

Convenient tool makes quick work of breaking down even the most stubborn tire beads.



Durable steel construction with rubber hand grips. Standard and wide jaw breakers are for use with most 15" wheels. The adjustable arm version ALL44028, allows bead breaker to be used on most 10", 13" or 15" wheels simply by changing the length of the arm. Wide jaw bead breaker works well with soft sidewall tires, helping prevent damage to sidewall. Clamp the hook and inside jaw against the rim, while maintaining slight pressure on the outside handle, then press down on the inside handle, using the outer jaws to separate the tire from the rim, moving around the rim as needed.



- ALL10105 Standard-Jaw Bead Breaker
- ALL44028..... Standard-Jaw Bead Breaker w/Adjustable Arm
- ALL10106 Wide-Jaw Bead Breaker

Wheel Wrench ALL10655

Sprint car wheel wrench features a removable sleeve adapter to fit heavy duty and lightweight axles. Six-point socket fits 3" axle hex nuts. Black powder coated aluminum construction.



Wheel Disconnects

Fit 5/8" dia. valve stem hole for use with center reliefs and Schrader (Fill) valve (ALL44065).

- ALL44060 Plastic, 4-Pack
- ALL44061 Plastic, Each
- ALL44062..... Aluminum, 4-Pack
- ALL44063 Aluminum, Each



Replacement Parts

- ALL44066 Sealing Washer, 4-Pack
- ALL44067 Grommet, 4-Pack



"All-In-One" Heated Tire Groover ALL10770


Self-contained groover has built-in temperature controls, eliminating the additional cord and separate control box common with other groovers. Don't let the small package fool you--this groover has the ability to cut small, intricate grooves yet still handle removing material up to a 1/2". Tapered, razor sharp blade grooves fast and easy. To operate, insert a single blade into groover, set blade height with a tire depth gauge and set the power level. Place the cutting edge against the tire surface and obtain instant heat by simply pulling back on the trigger. Groover features a Hi/Low toggle switch and a temperature control dial in the handle for setting desired heat level. "All-In-One" groover requires "All-In-One" blades; do not use standard groover blades with this groover.



Flat Bottom Blades, 12-Pack		Round Bottom Blades, 12-Pack	
ALL10780	#3 Blades 3/32"	ALL10790	#1 Blades 1/32"
ALL10781	#4 Blades 4/32"	ALL10791	#2 Blades 2/32"
ALL10782	#5 Blades 5/32"	ALL10792	#3 Blades 3/32"
ALL10783	#6 Blades 6/32"	ALL10793	#4 Blades 4/32"
ALL10784	#8 Blades 8/32"	ALL10794	#5 Blades 5/32"
ALL10785	#10 Blades 10/32"	ALL10795	#6 Blades 6/32"
ALL10786	#12 Blades 12/32"	ALL10796	#8 Blades 8/32"
ALL10787	#14 Blades 14/32"	ALL10797	#10 Blades 10/32"
ALL10788	#16 Blades 16/32"	ALL10798	#12 Blades 12/32"

Heated Tire Siper ALL10266

Sipe tires quickly and effortlessly while maintaining precise control. Siping can greatly improve traction by allowing the tire to reach and maintain optimum temperature. A locking lever and blade clamping screw secures up to 13 blades in the head assembly. Blades can be easily positioned up or down to desired cutting depth. A built in blade rail holds blade strips in place while individual blades are snapped away. Tool heats in 10-15 minutes. 110V plug in operation only.



Replacement Parts

- ALL99104 Tension Lever Kit

Siping Blades ALL99108

Siping blades are designed to work in ALL10266 Heated Tire Siper and ALL10540 8-Blade Siping Head. Four strips contain six individual break-away blades that are easily removed or separated using needle nose pliers. Package of 24 blades.



SB Chevy Power Steering Kits

Kits include all the major components of a power steering system: power steering pump fitted with a lightweight aluminum pulley, power steering tank, tank mounting bracket, and choice of head or block mounted pump bracket.



ALL48240..... Head Mount Kit
ALL48242..... Block Mount Kit

Notes: Additional pulley or bracket shimming may be required on some applications. Head mount bracket may need to be modified to clear some water pumps.

Power Steering Pump With Pulley

Steel Type II style power steering pump with 6" diameter pulley provides smooth, consistent steering. Pump is rated at 3 gallons per minute and produces up to 1300 PSI at a recommended pump RPM range of 1500-6500. Pump features a -6AN pressure fitting and a -10AN return fitting.



ALL48250..... Pump With Pulley
ALL48252* ... Pump With Pulley For 1/2" Belt

Replacement Part

ALL48251..... Pulley For ALL48250
ALL48253..... Pulley For ALL48252
ALL99287..... -10AN Return Fitting
ALL99288..... -6AN Pressure Fitting

*Designed for use with 1/2" wide industrial grade belt used with ALL31094 and ALL31095 1:1 pulleys.

Power Steering Pump With Pulley And Reservoir ALL48245

Steel Type II style power steering pump with 6" diameter pulley and integral fluid reservoir provides smooth, consistent steering. Pump is rated at 3 gallons per minute and produces up to 1300 PSI at a recommended pump RPM range of 1500-6500. Pump features a -6AN pressure fitting and a -6AN return fitting.



Replacement Parts

ALL48246..... Cap
ALL48247..... Tank And Clips
ALL48251..... Pulley For ALL48245

V-Belts

Premium quality V-belts are perfect replacements for worn or cracked belts.

ALL86120..... 31.5" ALL86123..... 41"
ALL86121..... 34" ALL86124..... 42"
ALL86122..... 39" ALL86125..... 44"



SB Chevy Power Steering Pump Bracket Kits

Power steering bracket kit provides proper installation of the Type II style power steering pump to most SB Chevy applications with a short style water pump. Bracket kit also includes bracket-to-engine and pump-to-bracket mounting hardware. Head mount locates the pump to the driver's side cylinder head and the block mount locates the pump to the lower driver's side of the block.



ALL48500..... Head Mount Kit
ALL48502..... Block Mount Kit


Notes: Additional pulley or bracket shimming may be required on some applications. Head mount bracket may need to be modified to clear some water pumps.

Replacement Parts

ALL48505..... Bracket-To-Head Bolt Kit
ALL48506..... Bracket-To-Block Bolt Kit
ALL48507..... Pump-To-Bracket Bolt Kit
ALL48508..... Adjuster T-Nut

Economy SB Chevy Power Steering Pump Bracket Kits

Power steering bracket kit provides proper installation of the Type II style power steering pump to most SB Chevy applications with a short style water pump. Bracket kit also includes bracket-to-engine and pump-to-bracket mounting hardware. Head mount locates the pump to the driver's side cylinder head and the block mount locates the pump to the lower driver's side of the block.



ALL48501..... Head Mount Kit
ALL48503..... Block Mount Kit


Replacement Parts

ALL48505..... Bracket-To-Head Bolt Kit
ALL48506..... Bracket-To-Block Bolt Kit

Notes: Additional pulley or bracket shimming may be required on some applications. Head mount bracket may need to be modified to clear some water pumps.

Pulley Shim Kits

Use shim kits to properly align pulleys. Water pump shims have dual bolt hole pattern to fit most GM and Ford water pumps. Crank pulley spacers are for small block Chevys. Kits include three shims.



ALL31064..... Water Pump Shims, 1/16", 1/16", 1/8"
ALL31066..... Crankshaft Shims, 1/16", 5/64", 1/8"

Firewall Mount Power Steering Tanks

Aluminum tank measures 8" tall overall by 3" wide at the top and features welded-on mounting tabs with holes spaced 4-1/4" apart. Tank features an internal baffle between the -6AN return and the -10AN supply to help prevent cavitation and includes a twist off filler cap.

ALL36136 LH Inlet
ALL36137 RH Inlet



Economy Power Steering Tank With Bracket **ALL36130**

Aluminum tank has no internal baffles and is 8" tall overall by 3" in diameter with a -6AN return fitting on the side and a -10AN fitting on the bottom. A mounting bracket for 1-3/4" round tubing is included.

ALL36126 Tank And Cap Only
ALL36124 Replacement Cap
ALL36122 Round Tube Mounting Bracket



Power Steering Tank With Bracket

Aluminum tank is 8-1/2" tall overall by 3-1/2" in diameter with a -6AN return fitting on the side and a -10AN fitting on the bottom. A baffle in the return fitting prevents foaming and cavitation. A steel bracket for mounting tank is included.

ALL36120 Tank With 1-3/4" Round Tubing Bracket
ALL36132 Tank With 2-1/4" x 3-1/2" Flat Mount Bracket

ALL36121 Tank and Cap Only
ALL36124 Replacement Cap Only
ALL36122 Round Tube Mounting Bracket
ALL36125 Flat Mounting Bracket



Power Steering Tank Brackets



Brackets secure 3" or 3-1/2" diameter power steering tanks to round tubing, or flat surfaces such as firewalls. Tanks fasten to brackets with hose clamps or band clamps (not included).

ALL36122 Horizontal Mount (1-3/4" Tubing)
ALL36123* ... Horizontal Mount (Alum. Angle)
ALL36125 Flat Mount

*Bracket may be clamped to round tubing or bolted to the firewall.

Power Steering Hose Kits

Kits include hose and fittings to properly install a remote reservoir style power steering pump to most cars. Steering box fittings are sold separately.



ALL48200

**Front Mount Kits - O.E. Style Location
With Pump Mounted To Front Of Engine**
ALL48204 Kit For Stock Type Gear Box (Modified, Street Stock)
ALL48200 Kit For Rack And Pinion Steering

**Rear Mount Kits - Pump Mounted To Bell Housing
Mounted Dry Sump Pumps, Fuel Pumps, etc.**
ALL48201 Kit For Rack And Pinion
ALL48205 Kit For Steering Box

Power Steering Hose

The same quality hose included in

Allstar's power steering hose kits available in a variety of lengths for building custom power steering lines or making repairs. Hose is suitable for most steering applications.

-6AN Power Steering Hose

ALL48270-3 3' Long
ALL48270-6 6' Long
ALL48270-10 10' Long
ALL48270-15 15' Long
ALL48270-20 20' Long

-10AN Stainless Hose

ALL48275-3 3' Long
ALL48275-6 6' Long

Power Steering Hose Ends

The same quality hose ends included in Allstar's power steering hose kits for building custom power steering lines or making repairs. Fittings are suitable for most steering applications.



ALL48271



ALL48272



ALL48278

-6AN Hose Ends (Steel)

ALL48271 Straight
ALL48272 45°
ALL48273 90°

-10AN Hose Ends (Aluminum)

ALL48276 Straight
ALL48277 45°
ALL48278 90°
ALL48279 120°

In-Line Oil Cooler

Cool transmission or power steering fluid

by 30°. Easily mounts with two 1/4" bolts or tie wraps. Suitable for most classes of circle track or drag race cars and even the tow vehicle. Includes -6AN fittings. Cooler is 14-1/2" long and 1-3/4" in diameter.

ALL52100 Clear
ALL52102 Black



ALL52102

Sprint Power Steering Lines



Assembled lines for power steering have -6AN ends and are compatible with high pressure pumps found in today's sprint cars where standard hose and fittings cannot be used. Lines are lightweight yet strong, weighing less than a standard high pressure hose assembly. Plumbing is perfect for connection of KSE steering gear to pump. 13-1/2" long.

ALL48260..... Line With Steel Ends And Protective Wrap
ALL48261 Line With Aluminum Ends

Sprint Power Steering Supply Line

ALL48262

Gen2 supply line has a 90° -10AN and a straight -10AN aluminum fitting for a precise fit to the KSE Gen2 steering gear. New style hose is very flexible, and will not collapse under suction. Total overall length including fittings 9".



Power Steering Box Fittings

Allstar fittings convert most power steering boxes and racks to -6AN fitting.



O-Ring Style Fittings

ALL48210* ... -6AN Male To 16mm Fitting With O-Ring
ALL48211 -6AN Male To 14mm Fitting With O-Ring
ALL48212* ... -6AN Male To 18mm Fitting With O-Ring
ALL48214 -6AN Male To 9/16"-18 Fitting With O-Ring

Non O-Ring Style Fittings

ALL48215 -6AN Male To 5/8"-18 Fitting
ALL48217 -6AN Male To 11/16"-18 Fitting

*These are the two most common fittings when O-rings are needed.

Loading Couplers

Loading coupler is a combination U-joint and a non-locking steering coupler that slips over the splined end of the steering shaft for easier loading and unloading of cars in enclosed trailers through the use of a remote steering shaft. Coupler has a built-in U-joint that accepts 3/4" tubing.

ALL52306..... 19-Spline For Allstar/Sweet
ALL52307 20-Spline For Woodward



Related Parts

ALL52305..... 19-Spline End For Allstar/Sweet Disconnect



Steering Wheel Disconnects

Disconnects allow easy installation and removal of three bolt style steering wheels, often used to ease the entering and exiting of vehicles. Quick release aluminum steering wheel hub mates to a steel coupler, which is welded to a standard 3/4" steering shaft.

ALL52302 Hex Style (Pin Type)
ALL52300..... Spline Style (360° Flange)
ALL52304..... SFI Spline Style (360° Flange)



Replacement Parts

ATTENTION: Do not mix components with other manufacturer's disconnects!

ALL52303 Hex Coupler for ALL52302
ALL52301 Spline Coupler for ALL52300
ALL52305..... Spline Coupler for ALL52304 (2" of Spline Area)



Steering Wheel Extensions

Aluminum steering wheel extensions fit between steering wheel and quick disconnect so the distance between driver and steering wheel can be adjusted. Includes fasteners.

ALL52310 1/2"
ALL52312 1"
ALL52314 1-1/2"
ALL52316 2"



Angled Steering Wheel Adapter

ALL52325

Change the angle of your steering wheel! Unique adapter mounts between your steering wheel and disconnect, allowing you to change the angle for driver comfort. Dual mounting holes allow for specific steering wheel spoke location. Adapter is 1" thick at the widest area and includes fasteners.

NEW!



- Designed for use in quick steering race cars (late models, modifieds, road race). Not recommended for use with stock ratio steering box, slow steering applications.
- **Clearance Double Check:** After installation be sure you have sufficient driver and seat belt clearance, as the steering wheel will no longer spin in a single plane (it moves in and out, when spun completely around).

Molded Steering Wheel Pad

ALL52322

Molded pad fits flat or dished 3-spoke steering wheels. Velcro straps are permanently secured to pad for quick installation.



Steering Wheel Pad

ALL52320

Black vinyl covered pad fastens to most three spoke racing steering wheels with three hook/loop straps. 5-3/4" diameter foam pad is 2" thick.



Steering Shaft Tubing

Seamless D.O.M. tubing is 3/4" O.D. with .120" wall thickness, making this an excellent choice when building a steering assembly to connect steering wheel to steering box or rack and pinion. ALL52132 oversized rod end is commonly used to support steering shaft. Consult sanctioning rules to verify proper installation when building a steering assembly.

- ALL22190 5' Steering Shaft
- ALL22191 6' Steering Shaft



"Double D" Steering Shafts

Solid steel shaft has the appearance of two D's stacked back to back when viewed from the end or simply a 3/4" round shaft with flats on opposite sides. Often used with stock type couplers, this shaft can be used in assemblies without welding. Commonly connected to U-joints using a set screw, the shaft should be dimple drilled to help pilot set screws and help prevent the assembly from sliding apart. ALL52132 oversized rod end is commonly used to support steering shaft. Consult sanctioning rules to verify proper installation when building a steering assembly.

- ALL52175 24" Shaft
- ALL52176 30" Shaft
- ALL52177 36" Shaft
- ALL52178 60" Shaft
- ALL52179 72" Shaft



Shaft Collars

Aluminum, 2-piece shaft collars are used on sway bars and steering column assemblies.

- | | |
|--------------------------|-----------------------------|
| ALL52140 3/4" I.D. | ALL52145 1-1/16" I.D. |
| ALL52142 7/8" I.D. | ALL52146 1-1/8" I.D. |
| ALL52144 1" I.D. | ALL52148 1-1/4" I.D. |



Flange Bearing **ALL52130**

Self-aligning flange bearing has a .757" I.D. and installs in the firewall to accept the steering shaft. Includes locking collar. Bearing allows shaft to angle up to 40°.



Oversize Rod End Kit

ALL52132

Mounts to steering column bracket to hold steering shaft in place. Kit includes one rod end and two steel 3/4" RH jam nuts. Rod end is .757" I.D. (.007" oversized) to slide over a 3/4" O.D. shaft.




Steering Shaft Rod End Mounting Tab

ALL52133

Gusseted weld-on tab provides an excellent mounting point for the 3/4" oversized rod end (ALL52132) when building custom steering shaft assemblies. Tab is designed to cradle into round chassis tubing with built-in gussets, adding strength and reducing flex.



Collapsible Steering Shafts



Collapsible shaft is designed to be used in-line near the rack and pinion or steering box, allowing steering shaft compression. For proper installation, shaft should be extended when installed. The heavy wall, 1.140" diameter tubular steel shaft has 3/4"-20 splines on both ends. The durable rubber boot keeps the sliding mechanism free of dirt and debris.

Note: This shaft is NOT designed for directly attaching a steering wheel disconnect.

- ALL52170 Long Assembly 24-1/2", Collapses 7"
- ALL52171 Short Assembly 13-1/2", Collapses 3"
- ALL52172 Replacement Rubber Boot

Related Parts Coupler

- SWE301-30160.... 3/4"- 20 x 3/4" Smooth



U-Joints

- SWE401-50621 ... 3/4"-20 x 3/4" Smooth
- SWE401-51021 3/4"-20 x 3/4"-48 Sweet Spline
- SWE401-51121 3/4"-20 x 13/16"-36 Chevy Power
- SWE401-51221 3/4"-20 x 3/4"-36 Chevy Manual
- SWE401-51521 3/4"-20 x 3/4"-30 New-Chevy Power



Steering Column Brackets

Stamped-steel brackets weld to dash bars to create a mounting point for steering shaft when using a 3/4" oversized rod end. Brackets are 3-1/8" wide and available in a variety of lengths to fit most applications. 4" and longer brackets are pre-notched for 1-1/2" dash bars but are easily modified to fit other size bars.

- ALL52120 2-1/2" Long
- ALL52122 4" Long
- ALL52124 8" Long
- ALL52126 10" Long



Clamp-On Steering Column Bracket **ALL52128**

Aluminum bracket clamps to 1-3/4" tubing and is 7-1/2" center-to-center. Mounting bolts face the seat, so the driver can easily adjust the column up and down while sitting in the seat. An oversize rod end (sold separately, ALL52132) mounts horizontally through a 3/4" hole, allowing some left to right adjustment without moving the bracket or notching the interior panel.



Steering Quickener Bracket **ALL60028**

Mounts all popular steering quickeners including AFCO, Coleman and Howe. Bracket has two holes spaced 1-3/4" apart, and may be welded to 1-1/2" or 1-3/4" diameter tubing.



Power Steering Box


ALL56352

Popular GM 800 series style box is used on most 1964-88 GM passenger cars. Remanufactured by one of the top steering gear companies in the industry, this steering box is an excellent replacement for leaking or worn power steering boxes and used in many classes of racing including Sportsman, Modifieds, Street Stocks and also suitable for daily driven vehicles. Boxes have a 16:1 ratio, a .185" valve for smooth, easy operation, -6AN adapter fittings and a 3/4"-30 splined input shaft. Each unit is quality tested and ready to be installed. Commonly used with ALL56354 pitman arm and SWE401-50615 U-joint (3/4"-30 x 3/4" Smooth).



Pitman Arms

Replacement GM pitman arms.



A-Body (Chevelle)

ALL56354..... '68-72, Use w/800 Series Power Box
 ALL56355..... '68-72, Use w/Manual And 605 Small Power Box

G-Body Intermediate Metric (Monte Carlo)

ALL56357..... '78-88, Use w/800 Series Power Box
 ALL56356..... '78-88, Use w/Manual And 605 Small Power Box

Pitman Arm Nut And Lock Washer, 7/8"-14 Thread **ALL56358**

Idler Arms

OE replacement parts.

Allstar	Moog	Application
ALL56344	K5143	'68-72 Chevelle, '70-72 Monte Carlo
ALL56345	K6187	1978-88 Monte Carlo
ALL56346	K6164	1977-85 Full Size Metric
ALL56347	K6186	1970-81 Camaro, 1975-79 Nova



GM Metric Adjustable Idler Arm

ALL56341

Adjustable arm for 1978-88 GM Metric G-body cars features a threaded assembly which aids in correcting bump steer problems by lowering the arm up to 3/4" compared to OE style arm. Arm is constructed of forged steel components so there are no plastic parts or springs to wear out like OEM style arms. Not legal in all sanction bodies.




Centerlinks



Centerlinks are brand new and fit GM applications. Mounting hardware included.

Allstar	Moog	Description	Year
ALL56310	DS749	Buick Special, Skylark, Grand Sport	'68-72
		Chevrolet Chevelle, El Camino, Monte Carlo Oldsmobile Cutlass, Hurst, 442	
ALL56311	DS808	Buick Century, Regal	'73-77
		Chevrolet Chevelle, El Camino, Monte Carlo Oldsmobile Cutlass, Hurst, 442	
ALL56312	DS909	Buick Century, Regal, GN, GNX	'78-81
		Chevrolet Malibu, El Camino, Monte Carlo	'78-88
		Pontiac Bonneville Pontiac Grand Prix	'82-86 '78-87
ALL56313	DS899	Cadillac Fleetwood, Brougham, Deville	'77-84
		Chevrolet Caprice, Impala, Impala SS	'77-96
		Oldsmobile Delta 88	'77-85
		Pontiac Bonneville, Catalina Pontiac Parisienne	'77-81 '83-86
ALL56314	DS829	Chevrolet Camaro (1970-73 With Power Steering, All 1974-79, 1980-81 V8)	'70-81
		Pontiac Firebird And Trans Am (V8)	'80-81

Adjustable Centerlinks



Centerlinks add strength and adjustability. Correct bump steer with specially designed inserts (available separately or in kits). Insert kits include one each of four different offsets. Lower center design adds engine oil pan clearance. OEM frame cross member must be modified.

ALL56330..... Centerlink, Metric GM '78-88
 ALL56331..... Centerlink, Camaro '70-81

Note: some applications may require early style (shorter) Pitman arms.

Replacement Parts

ALL99084 Stud For ALL56330 Pitman End (Long)
 ALL99085..... Stud For ALL56330 Idler End (Short)
 ALL99086 Stud For ALL56331 Pitman End (Long)
 ALL99087..... Stud For ALL56331 Idler End (Short)
 ALL99088 Centerlink Shims, 12-Pack (6 each .030"/.060")

Inserts For Adjustable Centerlinks



Adjustable centerlink inserts have tapered or straight-through designs. Tapered inserts have a 1-1/2" per foot taper and are commonly used with stock type inner tie rods, while straight-through design are for use with a 5/8" bolt and rod end.

Description	Tapered Inserts	Straight-Through Inserts
Insert Kit (Centered, 1/8", 1/4" and 3/8")	ALL56334	ALL57334
Centered	ALL56335	ALL57335
1/8" Offset	ALL56336	ALL57336
1/4" Offset	ALL56337	ALL57337
3/8" Offset	ALL56338	ALL57338

Tie Rod Ends

OE replacement parts.



ALL55904

Allstar	Moog	Description	Size (Thread And Length)	Application
ALL55900	ES323R	Inner Tie Rod	5/8"-18 RH Thread x 4" Long	1963-82 Corvette, 1963-64 GMC Truck
ALL55901	ES323L	Inner Tie Rod	5/8"-18 LH Thread x 4" Long	1963-82 Corvette, 1963-64 GMC Truck
ALL55902	ES370R	Inner Tie Rod	5/8"-18 RH Thread x 7-1/4" Long	1965-68 Impala, 1965-70 Chevrolet P/U
ALL55903	ES2034RLT	Inner Tie Rod	5/8"-18 LH Thread x 8-1/2" Long	1978-88 Monte Carlo (G-Body)
ALL55920	ES2033RLT	Outer Tie Rod	5/8"-18 RH Thread x 8-1/2" Long	1978-88 Monte Carlo (G-Body)
ALL55921	ES333RL	Outer Tie Rod	5/8"-18 RH Thread x 8-1/2" Long	1964-70 Chevelle
ALL55904	ES681N	Inner Tie Rod	5/8"-18 LH Thread x 9" Long	1968-70 Chevelle/Malibu
ALL55910	ES2020RLT	Inner Tie Rod	11/16"-18 LH Thread x 9" Long	1973-77 Chevelle, 1977-96 Impala
ALL55911	ES442L	Inner Tie Rod	11/16"-18 LH Thread x 9" Long	1975-81 Camaro, Left
ALL55912	ES443L	Inner Tie Rod	11/16"-18 LH Thread x 9" Long	1975-81 Camaro, Right
ALL55922	ES2019RLT	Outer Tie Rod	11/16"-18 RH Thread x 9" Long	1977-96 Impala

Steel Tie Rod Tubes

Steel tubes are built from 7/8" O.D., .083" wall D.O.M tubing and swaged to accept 5/8" rod ends or O.E. style tie rod ends with 5/8-18 threads. Tubes are threaded LH on one end and RH on the other end for easy adjustments.



- | | |
|------------------------|------------------------|
| ALL57160 8" | ALL57172 14" |
| ALL57161 8-1/2" | ALL57173 14-1/2" |
| ALL57162 9" | ALL57174 15" |
| ALL57164 10" | ALL57175 15-1/2" |
| ALL57166 11" | ALL57176 16" |
| ALL57167 11-1/2" | ALL57178 17" |
| ALL57168 12" | ALL57180 18" |
| ALL57169 12-1/2" | ALL57182 19" |
| ALL57170 13" | ALL57184 20" |
| ALL57171 13-1/2" | |

Dropped Steel Tie Rod Tubes

Dropped steel tie rod tubes are popular on Modifieds and Street Stocks providing additional clearance on the right front tie rod assembly. Tube is .156" wall, 7/8" O.D., with 5/8"-18RH threads located on the inside/center link end and 5/8"-18LH threads on the outer/spindle end.



- ALL57040-10..... 10" Tube
 ALL57040-15..... 15" Tube
 ALL57040-16..... 16" Tube

Steel Tie Rod Tubes, With 5/8" RH And 11/16" LH

Swaged D.O.M. steel tube has a 1" O.D. and is commonly used with an O.E. style 11/16"-18 LH inner tie rod end and a 5/8" RH rod end.



- | | |
|--------------------|-------------------|
| ALL57302 9" | ALL57310..... 13" |
| ALL57304 10" | ALL57312..... 14" |
| ALL57306 11" | ALL57314..... 15" |
| ALL57308 12" | ALL57316..... 16" |

5/8" Bent Steel Tie Rod Tubes

Bent tie rod tube or adjusting sleeve is commonly used on Modifieds and Stock Cars to provide additional clearance on the right front tie rod link. Bent design tube helps prevent the chassis from hitting steering components when the suspension rolls over onto the right front. Typically used with factory style inner tie rod end and a rod end style outer. Tube is constructed of .160" wall 7/8" O.D. steel tubing with 5/8"-18LH threads on the straight end and 5/8"-18RH threads on the curved end.



- | | |
|-----------------------------|----------------------------|
| ALL57008..... 10" Long | ALL57018..... 15" Long |
| ALL57010 11" Long | ALL57019..... 15-1/2" Long |
| ALL57012 12" Long | ALL57020..... 16" Long |
| ALL57013 12-1/2" Long | ALL57021..... 16-1/2" Long |
| ALL57014 13" Long | ALL57022..... 17" Long |
| ALL57015 13-1/2" Long | ALL57024..... 18" Long |
| ALL57016 14" Long | ALL57026..... 19" Long |
| ALL57017 14-1/2" Long | ALL57028..... 20" Long |

Tie Rod Adjusting Sleeves

O.E. style replacement sleeves fit many applications and have LH and RH threads for easily adjusting the toe setting.



Allstar	Moog	Size (Thread And Length)
ALL55930	ES2032S	5/8"-18 x 4-1/2" Long
ALL55931	ES2004S	11/16"-18 x 4-3/4" Long

Taper Reamers

Repair or enlarge tapered holes to accept tie rod ends or ball joints. Reamer may be used in a drill with a 1/2" chuck by removing the T-handle.

- ALL11170 1-1/2" Per Ft. 7.15°
 ALL11172 2" Per Ft. 9.56°



Taper Reamer Specifications For Ball Joints

Ball Joint	Taper Specs	Ball Joint	Taper Specs
ALL56204	1-1/2" Per Ft.	ALL56217	1-1/2" Per Ft.
ALL56206	2" Per Ft.	ALL56218	2" Per Ft.
ALL56208	2" Per Ft.	ALL56220	2" Per Ft.
ALL56210	1-1/2" Per Ft.	ALL56280	1-1/2" Per Ft.
ALL56212	2" Per Ft.	ALL56284	1-1/2" Per Ft.
ALL56214	1-1/2" Per Ft.	ALL56286	1-1/2" Per Ft.
ALL56216	1-1/2" Per Ft.	-	-

Inner Tie Rod Stud **ALL56278**

Stud replaces the stock inner tie rod end, allowing a 5/8" rod end to be used on both ends of the steering link. Inner tie rod stud and rod end combination also provides additional steering clearance compared to O.E. style inner tie rod and crossmember.

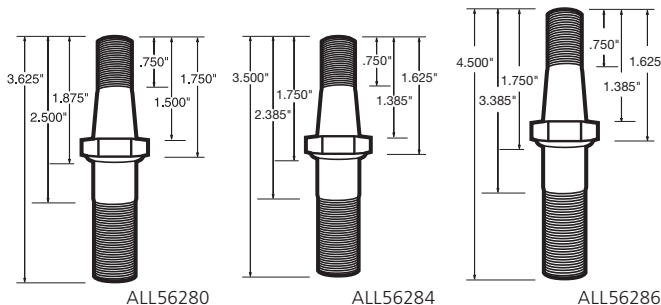


Bump Steer Studs

Studs have 1-1/2" per foot taper and simplify bump steer setting. Attach outer tie rod end to spindle so end can be raised or lowered as needed. Self locking nuts, one .100" spacer and three .300" spacers included. ALL56286 also includes a .500" spacer.



ALL56280..... Bump Steer Kit (Inner), Rack Eye Taper
 ALL56284..... Bump Steer Kit (Outer), Pinto Taper
 ALL56286..... Bump Steer Kit 1" Longer Shank Than ALL56284



Set Up Tool **ALL10668**

Tool replaces the front coil-over shock assembly to simulate range of front suspension movement for checking bump steer and roll center. Hex head threaded shaft raises and lowers suspension to simulate racing conditions. Jam nuts can be positioned to limit rebound and compression. Not designed to support total vehicle weight, only suspension components.



Set Up Plates

Set-up plates are used for squaring and stringing chassis to ensure accurate chassis set-up by eliminating wheel and tire differences. Plates are 1/2" thick and can also be used when setting bump steer or checking axle tubes for straightness. Sold each.



ALL10660



ALL10662

ALL10660 5x5, 7" x 28"
 ALL10662 Wide 5, 12" x 28"

Bump Steer Kit **ALL18600**

Kit includes a 5/8"-18 x 3" bolt and 4 spacers (.100", .200", .300" and .500").



Bump Steer Spacer Kit **ALL18601**

Steel spacers have a 5/8" I.D. and are commonly used to space a steering rod end when correcting bump steer. Kit includes 7 spacers, one of each size: .030", .060", .100", .200", .300", .400" and .500".



Individual Spacers (2-Pack)

ALL18602030"	ALL18606..... .300"
ALL18603060"	ALL18607..... .400"
ALL18604..... .100"	ALL18608..... .500"
ALL18605200"	

Tie Rod Spacer **ALL56288**

Spacer corrects bump steer on vehicles that use a rod end as an outer tie rod end. Spacer is used between the spindle arm and the rod end. Steel spacer is 2" tall and has a 5/8" hole.



Rack And Pinion Spacers

Place aluminum spacers between chassis and rack assembly to help achieve proper front end geometry. Three thicknesses available.



ALL52350..... 3/8" Thick
ALL52351 1/2" Thick
ALL52352 3/4" Thick

Steering Rack Boot Cover **ALL52345**

Neoprene cover fits most steering racks and helps protect against rocks and debris. Hook-and-loop closure makes installation and removal simple.



Toe Plates

Aluminum plates simplify setting of toe-in and toe-out. Plates fit against outside edges of tires. Using two tape measures (sold separately), measure the distance between plates front and rear. The difference in tape readings is the toe setting. Deluxe plates have radiused edges, slots for narrow and wide tape measures and are 9" tall x 23" wide to work with vehicles with smaller wheel openings. Standard plates are 1/2" thick, 11" tall x 32" wide and work well for vehicles with larger wheels and wheel openings. Set of two plates.



ALL10117



ALL10119

ALL10117 Standard
 ALL10119..... Deluxe

Mustang II Spindles

Mustang II/Pinto spindles are direct replacements for stock O.E. spindles featuring the stock 10° pin inclination and upper and lower ball joint tapers. Spindles accept Granada or Hybrid style rotors with corresponding caliper brackets, calipers and brake pads. IMCA approved spindles features the official IMCA stamp of approval cast into the spindle.

Stock Height Spindles

- ALL56307..... Spindles, Pair
- ALL56308..... Spindle LH
- ALL56309..... Spindle RH
- ALL56303..... Spindle LH IMCA Approved
- ALL56304..... Spindle RH IMCA Approved



2" Dropped Spindles

- ALL56305..... Spindles, Pair

Related Components

- ALL42110 LH Caliper Bracket for Granada Rotor
- ALL42111..... RH Caliper Bracket for Granada Rotor
- ALL42118..... LH Caliper Bracket for Hybrid Rotor
- ALL42119..... RH Caliper Bracket for Hybrid Rotor
- ALL42084..... LH GM Metric Caliper
- ALL42083..... RH GM Metric Caliper
- ALL72308..... Granada Master Bearing and Seal Kit
- ALL72309..... Hybrid Master Bearing and Seal Kit

Mustang II Spindles With Reamed Lower Ball Joint Hole

Mustang II/Pinto spindles are stock appearing and available with 10° (OE) or 8° pin inclination and 1-1/2" or 2" per foot lower ball joint taper. Spindles accept Granada or Hybrid style rotors with corresponding caliper brackets, calipers and brake pads.

NEW!



10° (OE) Pin Inclination

Part No.		Lower B/J Taper	Lower B/J Major Dia.	Common Lower B/J	B/J
ALL55996	LH	1-1/2"	.830"	ALL56216 (K727)	Screw-In
ALL55997	RH	1-1/2"	.830"	ALL56216 (K727)	Screw-In
ALL55998	LH	2"	.830"	ALL56212 (K6117)	Press-In
ALL55999	RH	2"	.830"	ALL56212 (K6117)	Press-In

8° Pin Inclination

Part No.		Lower B/J Taper	Lower B/J Major Dia.	Common Lower B/J	B/J
ALL55990	LH	1-1/2"	.710"	-	-
ALL55991	RH	1-1/2"	.710"	-	-
ALL55994	LH	1-1/2"	.830"	ALL56216 (K727)	Screw-In
ALL55995	RH	1-1/2"	.830"	ALL56216 (K727)	Screw-In
ALL55992	LH	2"	.830"	ALL56212 (K6117)	Press-In
ALL55993	RH	2"	.830"	ALL56212 (K6117)	Press-In

Related Components

- ALL42110 LH Caliper Bracket for Granada Rotor
- ALL42111..... RH Caliper Bracket for Granada Rotor
- ALL42118..... LH Caliper Bracket for Hybrid Rotor
- ALL42119..... RH Caliper Bracket for Hybrid Rotor
- ALL42084..... LH GM Metric Caliper
- ALL42083..... RH GM Metric Caliper
- ALL72308..... Granada Master Bearing and Seal Kit
- ALL72309..... Hybrid Master Bearing and Seal Kit

Mustang II 3-Piece Spindles

Three-piece Mustang II style spindle is a forged and heat treated option for cars that would like the benefits of Mustang II spindles with the convenience of a replaceable steering arm and metric brake caliper bracket. Complete spindle includes a spindle body with an 8° pin inclination, bolt-on steering arm, bolt-on brake bracket and a hardware kit. Spindle accepts stock taper tie rod end, a ALL56204 (K6024) bolt-in or a ALL56214 (K772) screw-in style upper ball joint and stock 1979-88 G-body lower ball joint, brake rotor, caliper and bearing kit. IMCA approved for IMCA Modifieds and Sport Mod divisions. Replacement components are also available for quick, easy and affordable repairs.



ALL55970

- ALL55970 LH, 3-Piece Spindle Kit
- ALL55971 RH, 3-Piece Spindle Kit

Individual Parts

- ALL55974 Spindle Body
- ALL55972 LH Steering Arm
- ALL55973 RH Steering Arm
- ALL55981 LH Brake Bracket
- ALL55982 RH Brake Bracket
- ALL55983 Hardware Kit



ALL55981

ALL55972

ALL55983

ALL55974

AMC Pacer Spindles

The Pacer spindle is a modular design which allows the spindle to interchange from left to right by flipping the steering arm. Spindle features a 7° pin inclination and 1-1/2" per foot upper ball joint taper. Spindle also uses the same spindle pin as the Mustang II/Pinto which accepts the Granada or Hybrid style rotors. Caliper bracket for GM Metric caliper is sold separately.

NEW!



- ALL55960 Spindle with 1-1/2" (.750" Maj. Dia.) Lower B/J Taper
- ALL55961 Spindle with 2" (.830" Maj. Dia.) Lower B/J Taper

Related Components

- ALL55962 Caliper Bracket Kit (1 side)
- ALL42084..... LH GM Metric Caliper
- ALL42083..... RH GM Metric Caliper
- ALL72308..... Granada Master Bearing and Seal Kit
- ALL72309..... Hybrid Master Bearing and Seal Kit

Master Wheel Bearing And Seal Kits

Kits contain all components to install one brake rotor/hub assembly including hub seal, inner bearing, outer bearing, locknut kit and dust cap.



ALL72305

- ALL72305+ GM Intermediate Metric, 1979-81
- ALL72306+.... GM Intermediate Metric, 1982-88
- ALL72308..... Ford Granada, Mustang II
- ALL72309..... Hybrid

†Bearing For Race Or Cup With A 1.97" O.D.
‡Bearing For Race Or Cup With A 1.78" O.D.

Metric Spindles

New replacement spindles for 1979-88 GM cars. Sold each.

- ALL56318..... LH
- ALL56319..... RH



Brake Rotors 1979-81

Outer bearing race has a 1.97" O.D.

- ALL42085..... Rotor With 12mm-1.50 Studs, 5 On 4-3/4" B.C.
- ALL42086..... Rotor With 5/8"-11 Wheel Studs, 5 On 5" B.C.

Brake Rotors 1982-88

Outer bearing race has a 1.78" O.D.

- ALL42087..... Rotor With 12mm-1.50 Studs, 5 On 4-3/4" B.C.
- ALL42088..... Rotor With 5/8"-11 Wheel Studs, 5 On 5" B.C.

Related Components

- ALL42084..... LH GM Metric Caliper
- ALL42083..... RH GM Metric Caliper
- ALL72305†..... GM Intermediate Metric, 1979-81
- ALL72306‡..... GM Intermediate Metric, 1982-88

†Bearing For Race Or Cup With A 1.97" O.D.

‡Bearing For Race Or Cup With A 1.78" O.D.

Metric Spindle Savers

ALL42130

Stamped steel spindle savers strengthen GM Metric spindles, reinforcing the steering arm portion of the spindle and making them suitable for wheel-to-wheel racing. IMCA legal and easily installed, spindle savers are retained by the lower ball joint and tie rod end retaining nuts. Sold in pairs.



Replacement Parts

- ALL42135..... Left Only
- ALL42136..... Right Only

GM Metric 3-Piece Spindles

Three-piece GM metric G-Body spindle is a forged and heat treated direct replacement for a factory spindle with the added benefit of a stronger, replaceable steering arm and brake caliper bracket. Complete spindle includes a spindle body, bolt-on steering arm, bolt-on brake bracket and a hardware kit. Spindle accepts stock 1979-88 G-body upper and lower ball joints, tie rod end, rotor, caliper and bearing kit. IMCA approved. Replacement components are also available for quick, easy and affordable repairs.

- ALL55976..... LH, 3-Piece Spindle Kit
- ALL55977..... RH, 3-Piece Spindle Kit.



ALL55976

Individual Parts

- ALL55980..... Spindle Body
- ALL55978..... LH Steering Arm
- ALL55979..... RH Steering Arm
- ALL55981..... LH Brake Bracket
- ALL55982..... RH Brake Bracket
- ALL55983..... Hardware Kit



ALL55978

ALL55983

ALL55981

ALL55980

Impala Spindles

Direct replacement OE spindle for the 1977-96

NEW!

Impalas feature a 12° pin inclination, 2" per foot upper and lower ball joint tapers and accept the large GM brake calipers.

- ALL55988..... LH
- ALL55989..... RH



Related Components

- ALL42081..... Brake Caliper Big GM RH
- ALL42082..... Brake Caliper Big GM LH

Taper Reamers

Repair or enlarge tapered holes to accept tie rod ends or ball joints. Reamers may be used in a drill with a 1/2" chuck by removing the T-handle.

- ALL11170..... Reamer, 7.15°, 1-1/2" Taper Per Ft.
- ALL11172..... Reamer, 9.56°, 2" Taper Per Ft.



Taper Reamer Specifications For Ball Joints

Part No.	Taper Specs	Part No.	Taper Specs
Ball Joint		Ball Joint	
ALL56204	1-1/2" Per Ft.	ALL56217	1-1/2" Per Ft.
ALL56206	2" Per Ft.	ALL56218	2" Per Ft.
ALL56208	2" Per Ft.	ALL56220	2" Per Ft.
ALL56210	1-1/2" Per Ft.	ALL56280	1-1/2" Per Ft.
ALL56212	2" Per Ft.	ALL56284	1-1/2" Per Ft.
ALL56214	1-1/2" Per Ft.	ALL56286	1-1/2" Per Ft.
ALL56216	1-1/2" Per Ft.	-	-

Spindle Checker Tools

Assure correct alignment of the upper and lower ball joint when checking for bent spindles. Insert slugs into spindle and guide rod will fit through slugs if spindle isn't bent. Kits fit most aftermarket race and GM stock Metric spindles.

- ALL11176..... Kit With GM Lower, 2" Taper
- ALL11177..... Kit With Chrysler Lower, 1-1/2" Taper
- ALL11184..... Kit For GM Metric, 2" Taper

Related Parts

- ALL99140..... GM Lower Slug With Nut (2" Per Ft.)
- ALL99141..... Chrysler Lower Slug With Nut (1-1/2" Per Ft.)
- ALL99158..... GM Metric Lower Slug With Nut (2" Per Ft.)
- ALL99142..... Upper Slug With Nut (1-1/2" Per Ft.)
- ALL99159..... GM Metric Upper Slug With Nut (2" Per Ft.)
- ALL99143..... Replacement Guide Rod



Screw-In Upper Ball Joint

ALL56214 (K772)

Most popular upper joint used. Originally used in Dodge, Chrysler and Plymouth cars. Fits Allstar ball joint holders and Lefthander chassis style upper control arm or where a screw-in type ball joint is required. Replaces AFCO 20034. 1-1/2" taper per foot.



Low Friction Upper Ball Joints

Low friction, economical OEM ball joints are high performance units designed for smooth suspension travel. Some ball joints are available with longer than stock pin length for correcting roll centers. Ball joints have hardened pins with stock type housings and are not rebuildable. Legal for classes that require non-take apart ball joints. For off-road use only.



Bolt-In Upper Ball Joints

ALL56204 (K6024)

Fits UB Machine style upper control arm where a bolt-in style ball joint is required. Replaces AFCO 20031. Outer mounting bolt holes are 2.82" CTC. 1-1/2" taper per foot.



ALL56208 (K6136)

Bolt-in type joint fits Impala spindle. Can be used to raise roll center on Street Stock and modified cars. Fits Impala, Camaro and Chevelle spindles. Replaces AFCO 20032-1. Outer mounting bolt holes are 2.82" CTC. 2" taper per foot.



ALL56220 (K5208)

Fits full-size 1971-94 Impala spindles. Also fits 1971-81 Camaro and 1973-88 Chevelle/Monte Carlo. Replaces AFCO 20032. Outer mounting bolt holes are 2-1/2" CTC. 2" taper per foot.



Part No.	Type	Length	Taper Per Ft.
Replaces ALL56214 (K772)			
ALL56010	Screw-In	Standard	1-1/2"
ALL56011	Screw-In	1/2" Longer	1-1/2"
ALL56012	Screw-In	1" Longer	1-1/2"
Replaces ALL56204 (K6024)			
ALL56014	Bolt-In	Standard	1-1/2"
Replaces ALL56208 (K6136)			
ALL56015	Bolt-In	3/8" Longer	1-1/2"
Replaces ALL56220 (K5208)			
ALL56018	Bolt-In	Standard	2"
ALL56019	Bolt-In	1/2" Longer	2"
ALL56020*	Bolt-In	1" Longer	2"

***NEW!**

Adjustable Upper Ball Joints

With mono-ball joints, upper control arm angles can be adjusted. Joints include plate, ball, tapered shaft, adjuster bushings and nut.



- ALL56260 LH Large GM Joint (ALL56204 Style)
- ALL56261 RH Large GM Joint (ALL56204 Style)
- ALL56264 LH Mid-Size GM Joint (ALL56220 Style)
- ALL56265 RH Mid-Size GM Joint (ALL56220 Style)
- ALL56267 Adjustable Screw-In Upper Ball Joint (ALL56214 Style)

Replacement Parts

- ALL56262 Stud For ALL56260, ALL56261 And ALL56267
- ALL56266 Stud For ALL56264 And ALL56265
- ALL99098 Replacement Mono Ball Bearing 5/8"

Ball Joint Sleeves

Steel sleeves allow custom fabrication of control arms.



- ALL56250 Small Screw-In ALL56214/ALL56217 (K772/K719)
- ALL56251 Large Screw-In ALL56216 (K727)
- ALL56252 Large Press-In ALL56206 (K6141)
- ALL56253 Med. Press-In ALL56212 (K6117)

Steel Upper Ball Joint Wrench

ALL11190

Easily remove and install small body (ALL56214) Chrysler ball joints.



Ball Joint Spreader Tool ALL11174

Tool separates ball joint from the spindle. Inside of cylinder is shaped to fit over tapered stud of most ball joints and presses against stud of other ball joint. Not for use on FWD or 4WD applications. Tool is 4" tall fully collapsed and 6" tall fully extended.



Related Parts

- ALL11175 1" Extensions (Set of two)

ALL11175



Jason Hughes

Photo: Tyler Rincken



Frank Heckenast, Jr.

Photo: Marcus Berglund

Screw-In Lower Ball Joints

ALL56216 (K727)

Fits Lefthander chassis style lower control arm or where a large screw-in type ball joint is required. Replaces AFCO 20036). 1-1/2" taper per foot.



ALL56217 (K719)

Compatible with stock lower control arms modified with ALL56250 weld-in threaded sleeve. 1-1/2" taper per foot.



Press-In Lower Ball Joints

ALL56206 (K6141)

Ball joint fits most tubular lower CT control arms and 1971-76 Impala. Taper fits most fabricated and Impala spindles. Base O.D. is 2.190". Replaces AFCO 20038. 2" taper per foot.



ALL56210 (K5103)

Popular ball joint fits 1964-72 Chevelle and 1967-69 Camaro. Base O.D. is 2.015". Replaces AFCO 20033. 1-1/2" taper per foot.



ALL56212 (K6117)

Ball joint fits Impala spindle. Can be used to raise the roll center on Street Stock or Modified cars. Base O.D. is 1.975". Replaces AFCO 20038-1. 2" taper per foot.



ALL56218 (K6145)

Ball joint fits popular full-size 1977-89 Impala spindles. Also fits 1971-81 Camaro and 1973-88 Chevelle/Malibu. Base O.D. is 2.090". Replaces AFCO 20039. 2" taper per foot.



Ball Joint Adapter Sleeve

ALL56256

Adapter sleeve is ideal for modifying stock style Chevelle lower control arms to accept a screw-in style ball joint. Adapter sleeve has an O.D. of 2.010" to take the place of a press-in style ball joint (ALL56210/ K5103), allowing for installation of a screw in style ALL56214 with a 1.5" taper/ft. pin or ALL56049 with a 2" taper/ft. pin ball joint. Note: Modifications to control arms may be necessary for proper fit of sleeve. Sleeve must be welded to the control arm after installation.



Low Friction Lower Ball Joints

Low friction economical OEM ball joints are high performance units designed for smooth suspension travel. Some ball joints are available with longer than stock pin length for correcting roll centers. Ball joints have hardened pins with stock type housings and are not rebuildable. Legal for classes that require non-take apart ball joints. For off-road use only.



Part No.	Type	Length	Taper Per Ft.
Replaces ALL56216 (K727)			
ALL56030	Screw-In	Standard	1-1/2"
ALL56031	Screw-In	1/2" Longer	1-1/2"
ALL56216 Housing With ALL56206 Pin			
ALL56034	Screw-In	Standard	2"
ALL56035	Screw-In	1/2" Longer	2"
ALL56214 Housing With ALL56206 Pin			
ALL56049†	Screw-In	Standard	2"
ALL56050†	Screw-In	1/2" Longer	2"
ALL56051†	Screw-In	1" Longer	2"
Replaces ALL56210 (K5103)			
ALL56042	Press-In	Standard	1-1/2"
ALL56210 Housing With ALL56206 Pin			
ALL56027	Press-In	Standard	2"
ALL56028	Press-In	1/2" Longer	2"
ALL56029	Press-In	1" Longer	2"
Replaces ALL56212 (K6117)			
ALL56044	Press-In	Standard	2"
Replaces ALL56218 (K6145)			
ALL56046	Press-In	Standard	2"
ALL56047	Press-In	1/2" Longer	2"
ALL56048	Press-In	1" Longer	2"

†Commonly used with ALL56256 ball joint adapter sleeve.

Adjustable Lower Ball Joints

Replace standard ball joint with an adjustable mono-ball style lower ball joint. Includes adapter sleeve, ball, adjuster bushings, stud and nut.



- ALL56270 Screw-In Chrysler Stud (Common Dirt, ALL56216 Style)
- ALL56276 Screw-In GM Impala Stud (Common Asphalt) ALL56216 Style With ALL56206 Pin
- ALL56272 Press-In Large GM Impala Stud (Common Asphalt, ALL56206 Style)
- ALL56274 Press-In Mid-Size GM Stud (ALL56218 Style)

Replacement Parts

- ALL56271 Stud For ALL56270
- ALL56273 Stud For ALL56272 And ALL56276
- ALL56275 Stud For ALL56274
- ALL99092 Housing For ALL56270 And ALL56276
- ALL99093 Housing For ALL56272
- ALL99094 Housing For ALL56274
- ALL58002 Replacement Mono-Ball
- ALL99096 Replacement Snap Ring
- ALL99097 Replacement Spacer Kit

Adapter Bushing ALL56225

Convert a 2" taper per foot hole to accept a ball joint with a 1-1/2" taper per foot. For lower ball joints only.





Upper Control Arms

Powder coated, bushing style A-arms are available with steel or aluminum cross shaft and a straight or 10° ball joint position. Shaft bolt holes are 1/2" diameter, spaced 6" on center. Tig welded .095" D.O.M. tube construction. Bolt-in style arms accept ALL56204 or Moog K6024 ball joints. Screw-in style arms accept ALL56214 or Moog K772 ball joints.



ALL57906

Size	Bolt-In Alum. Shaft	Bolt-In Steel Shaft	Screw-In 10° Alum. Shaft	Screw-In 10° Steel Shaft
7"	-	-	ALL57940	-
7-1/4"	-	-	ALL57941	-
7-1/2"	ALL57902	ALL57922	ALL57942	ALL57962
7-3/4"	ALL57903	-	ALL57943	-
8"	ALL57904	ALL57924	ALL57944	ALL57964
8-1/4"	ALL57905	-	ALL57945	-
8-1/2"	ALL57906	ALL57926	ALL57946	ALL57966
8-3/4"	ALL57907	-	ALL57947	-
9"	ALL57908	ALL57928	ALL57948	ALL57968
9-1/4"	ALL57909	-	ALL57949	-
9-1/2"	ALL57910	ALL57930	ALL57950	ALL57970
9-3/4"	ALL57911	-	ALL57951	-
10"	ALL57912	ALL57932	ALL57952	ALL57972
10-1/4"	ALL57913	-	ALL57953	-
10-1/2"	ALL57914	ALL57934	ALL57954	ALL57974
11"	ALL57916	ALL57936	ALL57956	ALL57976

Metric Upper Control Arms

Upper control arms fit stock, 6-7/8" mounts, found on Mid-size GM metric frames. Use with bolt-in style ball joint, Allstar 56220 or Moog K5208. Steel control arms have a steel cross shaft with holes spaced 6-7/8" on center.



ALL57990

- ALL57990..... RH, 8"
- ALL57992..... LH, 8-1/2"
- ALL57994..... LH, 9"
- ALL57995..... LH, 9-1/2"
- ALL57996..... LH, 10"

IMCA Legal Upper Control Arms

IMCA legal upper control arms fit stock 6-7/8" mounts, found on mid-size GM Metric frames. Use with bolt-in style ball joint, Allstar 56220 or Moog K5208. Steel control arms are available with steel or aluminum cross shaft and come complete with "IMCA certified" sticker.



ALL57831

- ALL57830..... RH, 8" With Steel Cross Shaft
- ALL57831..... LH, 8-1/2" With Steel Cross Shaft
- ALL57832..... RH, 8" With Aluminum Cross Shaft
- ALL57833..... LH, 8-1/2" With Aluminum Cross Shaft

Upper Control Arm Mounting Bracket ALL60190

Bracket is flame cut from 1/2" thick steel, with 6" bolt spacing. Welds to frame and accepts upper A-arm.



Upper Control Arm Shims

Individual steel shims fit between the upper control arm and chassis mount to adjust caster and camber. Shims have 9/16" wide slots and easy-to-grasp tabs for installation and removal. Package of 10.

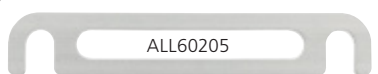


ALL60201

- ALL60200..... 1/16" (0.062")
- ALL60201..... 1/8" (0.125")

1-Piece Upper Control Arm Shims

Dual mount shims fit between the upper control arm and chassis mount to adjust camber. One-piece design works with most mounts/control arms with 6" bolt spacing using 1/2" mounting hardware. Sold each.



ALL60205

- ALL60203..... 1/8" (0.125")
- ALL60204..... 3/16" (0.185")
- ALL60205..... 1/4" (0.250")
- ALL60206..... 3/8" (0.375")
- ALL60207..... 1/2" (0.500")
- ALL60208..... 3/4" (0.750")
- ALL60209..... 1" (1.00")
- ALL60210..... 7-Piece Kit, Includes ALL60203-60209 (1 of each)

Caster Kit

Measure your front end caster by attaching an adapter and level holder to your upper ball joint threads. Additional adapters may be purchased separately for other use. Digital Level sold separately.

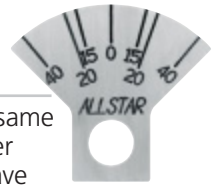
NEW!



- ALL11162..... Kit With Holder, BJ Adapters And Carry Case (No Digital Level)
- ALL11164..... Holder Only For Digital Level
- ALL11165..... Quickchange Pinion Angle Adapters (2)
- ALL11166..... Late Model Spindle Adapter
- ALL10742..... 2x2 Digital Level

Caster Plate ALL10752

Not sure if you turned your wheels the same amount each time when adjusting caster settings on your race car? Unless you have expensive turn plates, you're never certain, until now. This quick reference gauge positions under the upper ball joint nut, with markings facing up, for easy viewing. Place a mark on the shock body or fabricate an indicator to use as a reference point.



Mono Ball Bearings

Mono balls are commonly used in fabrication of products including J-bars, control arms and trailing arms. Bearings have an external grease ring and orifice which allows the bearing to be installed in custom applications that can be externally lubricated.



- ALL58001..... 5/8"
- ALL58002..... 3/4"

Ball Joint Holders



ALL56294 LH Angled Stud, Angled Tab, Standard Spread
 ALL56295 RH Angled Stud, Straight Tab, Standard Spread
 ALL56290 LH Angled Stud, Angled Tab, Wide Spread
 ALL56292 RH Angled Stud, Straight Tab, Wide Spread
 ALL56296 Universal Straight Stud, Straight Tab, Wide Spread
 ALL56297 Universal Design (ALL56296) Angled At 15°
 ALL56194 5/8" RH Steel Clevis (Commonly Needed)
 ALL56214 Screw-In Ball Joint (Most Common)

ALL56290..... LH Angled Stud, Angled Tab, Standard Spread
 ALL56292 RH Angled Stud, Straight Tab, Standard Spread
 ALL56294..... LH Angled Stud, Angled Tab, Wide Spread
 ALL56295..... RH Angled Stud, Straight Tab, Wide Spread
 ALL56296..... Universal Straight Stud, Straight Tab, Wide Spread
 ALL56297 Universal Design (ALL56296) Angled At 15°
 ALL56194 5/8" RH Steel Clevis (Commonly Needed)
 ALL56214 Screw-In Ball Joint (Most Common)

Unwelded

Ball Joint Holder Kit ALL56298

Kit allows components to be welded at any angle. Stud is 5/8"-18RH thread, bracket has a 3/8" hole. Holder accepts ALL56214 or Moog K772 style screw-in upper ball joint.



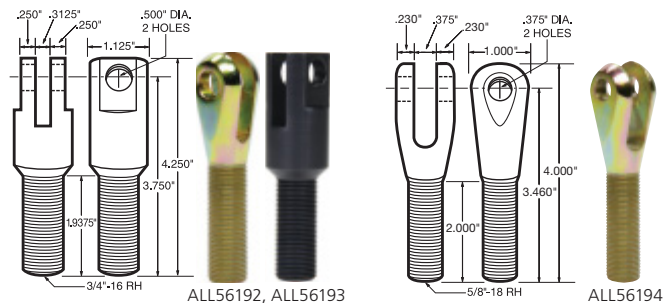
Female Double Adjusters

Steel double adjusters increase adjustment capability of control arms, trailing arms, Panhard bars, tie rod ends and other items using threaded tube. Adjuster includes two jam nuts.



ALL56198 5/8"-18 RH Male/LH Female, 4" Long
 ALL56199 5/8"-18 LH Male/RH Female, 4" Long

Steel and Aluminum Clevises



3/4" clevises attach strut rod to A-frame (3/4"-16 thread with a 1/2" hole). 5/8" clevises, commonly used with Lefthander style upper A-arms, connect to ball joint holder (5/8"-18 thread with a 3/8" hole).

ALL56192 3/4" RH Steel
 ALL56193 3/4" RH Aluminum
 ALL56194 5/8" RH Steel

Slotted Upper Control Arm Bracket Kit ALL60077

Kits contain (2) slotted brackets, (2) centered bushings, (2) reducer spacers for 5/8" rod end and a 1/2" bolt and nyloc nut. Offset aluminum bushings (sold separately) allow for plenty of adjustment options.



Insert Bushings

ALL60080 Centered Bushings (Pair)
 ALL60081 1/8" Offset Bushings (Pair)
 ALL60082 1/4" Offset Bushings (Pair)
 ALL60083 3/8" Offset Bushings (Pair)
 ALL60084 1/2" Offset Bushings (Pair)

Upper Control Arm Brackets ALL60025


Stamped 3/16" mild steel brackets weld to chassis as a mounting point for upper control arm. Brackets have two 5/8" holes, spaced 7/8" apart for adjustment. May be trimmed to desired height. Package of 2.



Set-Up Plates

Set-up plates are used for squaring and stringing chassis to ensure accurate chassis set-up by eliminating wheel and tire differences. Plates are 1/2" thick and can also be used when setting bump steer or checking axle tubes for straightness. Sold each.

ALL10660 5x5, 7" x 28"
 ALL10662 Wide 5, 12" x 28"



Storage Tote

ALL059

Durable storage tote has many uses around the shop or in the trailer. Store extra parts or keep parts from being damaged during storage. Great for organizing ratcheting tie downs, specialty tools, such as tire groover, siper and related tools. Totes also work well for storing chemicals and fluids to prevent spilling in cabinets. Interlocking lid design allows multiple totes to be securely stacked together. Inside dimensions are 20" L x 14" W x 12" H.



Steel Control Arm Bushings

Allstar Steel Control Arm Bushings replace stock rubber bushings and eliminate deflection, a common problem with original equipment bushings.



ALL56230

Lower Control Arm Bushing Applications

Part No.	Application	Bushing Position	O.D.	UHL	Hole Size
Chevelle, Monte Carlo, GM Intermediates					
ALL56230	1964-66	Front (2nd Design)	1.345"	2.100"	.500"
	1967-74	Front	1.345"	2.100"	.500"
ALL56232	1964-66	Front (1st Design)	1.645"	2.100"	.500"
	1975-77	Front	1.645"	2.100"	.500"
	1964-72	Rear	1.645"	2.100"	.500"
	1978-88	Rear	1.645"	2.100"	.500"
ALL56233	-	-	1.645"	2.100"	.562"
ALL56234	1973-77	Rear	1.900"	2.100"	.500"
ALL56235	-	-	1.900"	2.100"	.562"
ALL56236	1978-88	Front	1.440"	2.750"	.500"
Camaro, Firebird					
ALL56230	1967-74	Front	1.345"	2.100"	.500"
ALL56232	1975-81	Front	1.645"	2.100"	.500"
	1967-72	Rear	1.645"	2.100"	.500"
ALL56234	1973-88	Rear	1.900"	2.100"	.500"
ALL56236	1982-92	Front	1.440"	2.750"	.500"

Upper Control Arm Bushing Applications

Part No.	Application	Bushing Position	O.D.	UHL	Hole Size
Chevelle, Monte Carlo, GM Intermediates					
ALL56238	1967-72	All	1.275"	1.250"	.675"
ALL56240	1978-88	All	1.530"	1.500"	.695"
ALL56242	1973-77	Front	1.394"	1.500"	.690"
ALL56244	1973-77	Rear	1.311"	1.425"	.690"
Camaro, Firebird					
ALL56238	1967-69	All	1.275"	1.250"	.675"
ALL56242	1974-79	Front	1.394"	1.500"	.690"
ALL56244	1974-79	Rear	1.311"	1.425"	.690"

Lightweight, Low Friction Lower Control Arm Bushings

Designed specifically for racing these bushings feature a lightweight housing with 2 steel inner bushings, machined so they can be tightened without binding. O-rings on each side help keep the bushings in place while installing and also help keep dirt out. Bushings should be disassembled and reassembled with a good quality wheel bearing grease prior to installation.



ALL56228

Chevelle 1964 - 1974

ALL56227 Front
ALL56229 Rear

Metric 1978 - 1988

ALL56228 Front
ALL56229 Rear



ALL56229

Roller Bearing Lower Control Arm Bushings

Free up stock front suspensions and help prevent binding commonly found with stock rubber and steel insert bushings. Steel bodied bushings are complete with needle roller bearings and hardened inserts that are ready to install and do not require special mounting hardware. All bushings have 1/2" I.D. mounting holes.



ALL56223



Part No.	Application	Bushing Position	O.D.	UHL	Hole Size
Chevelle, Monte Carlo, GM Intermediates					
ALL56221	1964-66	Front (2nd Design)	1.345"	2.100"	.500"
	1967-74	Front	1.345"	2.100"	.500"
ALL56222	1964-66	Front (1st Design)	1.645"	2.100"	.500"
	1975-77	Front	1.645"	2.100"	.500"
	1964-72	Rear	1.645"	2.100"	.500"
	1978-88	Rear	1.645"	2.100"	.500"
ALL56223	1973-77	Rear	1.900"	2.100"	.500"
ALL56224	1978-88	Front	1.440"	2.750"	.500"
Camaro, Firebird					
ALL56221	1967-74	Front	1.345"	2.100"	.500"
ALL56222	1975-81	Front	1.645"	2.100"	.500"
	1967-72	Rear	1.645"	2.100"	.500"
ALL56223	1973-88	Rear	1.900"	2.100"	.500"
ALL56224	1982-92	Front	1.440"	2.750"	.500"

Replacement Parts

ALL99250 Thrust Bearing Set



Related Parts

ALL56226 Nylon Bushing Kit

(Optional bushings to replace roller bearings when conforming to some sanctioning body rules.)



Greg Brown

Photo: RW Motorsports

1978-88 Metric Front Lower Control Arms



ALL57804



ALL57805

Reproduction of the originals, these new arms are a direct replacement for 1978-88 metric chassis and accept stock ball joints.

ALL57804..... RH
ALL57805..... LH

1964-72 Chevelle Lower Control Arms



ALL57800
ALL57802



ALL57801
ALL57803

Reproduction 1964-72 A-body lower control arms are coated and have the same fit and appearance as the factory arms. Both versions are made to meet the same tolerance as the original. The deluxe arms have a more precise spring pocket for more consistent suspension geometry. They also accept the larger wire diameter of heavier rated racing springs.

ALL57800..... RH
ALL57801..... LH
ALL57802..... RH Deluxe
ALL57803..... LH Deluxe

Ball Joint Adapter Sleeve

ALL56256

Adapter sleeve is ideal for modifying stock style Chevelle lower control arms to accept a screw-in style ball joint. Adapter sleeve has an O.D. of 2.010" to take the place of a press-in style ball joint (ALL56210/K5103) allowing for installation of a screw in style ALL56214 with a 1-1/2" taper/ft. pin or ALL56049 with a 2" taper/ft. pin ball joint. Note: Modifications to control arms may be necessary for proper fit of sleeve. Sleeve must be welded to the control arm after installation.



TECH TIP

To minimize distortion of sleeve during press-in, it is recommended that the ball joint be threaded into sleeve during press-in procedure.

Spring Ramp ALL56326

Ramp welds to the flat spring pocket area of aftermarket control arms to support the open end of conventional 5" or 5-1/2" springs, allowing springs to be used in the traditional position.



Chevelle Tubular Lower Control Arms - Helix Bottom

NEW
1" Longer!



ALL57810
ALL57812



ALL57811
ALL57813

Heavy duty control arms are made with 1-1/4" D.O.M. tubing with 1" D.O.M. cross bracing. Helix bottom correctly positions 5" or 5-1/2" conventional spring for proper performance. Black powder coated with high quality rod ends and separate shock bracket which will require welding or bolting onto the arm. Rod end spacer kit is required to adapt rod end to fit in the stock frame mount (sold separately). These lower control arms are intended for racing and will not accept stock style lower ball joints.

Press-In Ball Joint Control Arms (Use ALL56212/K6117)

ALL57810 RH
ALL57811 LH

Screw-In Ball Joint Control Arms (Use ALL56216/K727)

ALL57812 RH
ALL57814 RH 1" Longer **NEW!**
ALL57813 LH

Related Part

ALL56322 '68-72 Chevelle A-arm Spacer Kit, 4-Pieces

Tubular Lower Control Arms - Flat Bottom

NEW
1" Longer!

Heavy duty control arms are made with 1-1/4"

D.O.M. tubing and 1" D.O.M. cross bracing. Flat bottom design



ALL56320

ALL56321

works with 5" or 5-1/2" conventional springs which must be mounted with the closed end seated in the control arm and the open end in the upper spring cup or a spring ramp (sold separately) may be welded onto the lower plate to place the open end down. Black powder coated arms feature high quality rod ends and separate shock bracket which will require welding or bolting onto arm. Rod end spacer kit is required to adapt rod end to fit in the stock frame mount (sold separately). These lower control arms are intended for racing and will not accept stock style lower ball joints.

Press-In Ball Joint Control Arms (Use ALL56212/K6117)

ALL56320..... RH, '64-72 Chevelle
ALL56328..... RH, '64-72 Chevelle 1" Longer **NEW!**
ALL56321 LH, '64-72 Chevelle
ALL56323..... RH, '68-74 Nova
ALL56324..... LH, '68-74 Nova

Related Parts

ALL56322 '68-72 Chevelle A-arm Spacer Kit, 4-Pieces
ALL56325 '68-74 Nova A-arm Spacer Kit, 5-Pieces
ALL56326 Spring Ramp (Helix)



ALL56322

Note: Ball joints should be tack welded into lower control arm after assembly.

Lower Control Arm Limit Clamps

Clamps fasten around tubular lower control arms providing a lower mounting point for a suspension limit chain. Clamps are double shear style and accept 5/16" hardware.



- ALL68340..... 1"
- ALL68341..... 1-1/8"
- ALL68342..... 1-1/4"

Lower Control Arm Kits

Universal kits are 2" longer than standard arms and must be cut to length before welding slug into place. Ball joint sold separately.



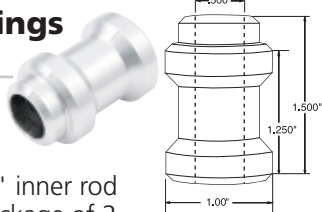
ALL56186

- ALL56186..... LH Kit, Use With Screw-In Ball Joint (ALL56216)
- ALL56187..... RH Kit, Use With Screw-In Ball Joint (ALL56216)

Cross Member Bushings

ALL56188

Bushings mount on the inside end of a strut-style lower control arm to act as a spacer between each side of the 3/4" inner rod end and the crossmember. Package of 2.



Double Adjusters

Steel double adjusters increase adjustment capability of control arms, trailing arms, Panhard bars, tie rod ends and other items using threaded tube. Adjuster includes one LH and one RH jam nut.



- ALL56196..... 5/8"-18 RH Male/LH Male, 4-1/4" Long
- ALL56197..... 3/4"-16 RH Male/LH Male, 5" Long
- ALL56198..... 5/8"-18 RH Male/LH Female, 4" Long
- ALL56199..... 5/8"-18 LH Male/RH Female, 4" Long

Short GN Strut Bar

ALL56190

Fits lower strut arm on strut bar chassis. Bar has 3/4"-16 LH threads (3" long). Hole spacing is 2-1/2".




Brian Campbell

Photo: RW Motorsports

Coarse Thread Weight Jack Bolts

Weight jack bolts have 1"-8 threads for quick adjustment. Use with ALL56113, ALL56114 and ALL56115 style spring plates.




ALL56106


- ALL56106..... 8" Steel
- ALL56107..... 11" Steel

Weight Jack Bolts With Internal Thread

Bolts have a 7/16"-20 internal thread on one end for use with bolt-on and swiveler spring cups. Coarse thread bolts have 1"-8 outer threads while fine thread bolts are 1-1/8"-12.



ALL56095



Coarse Thread 1"-8 With 3/4" Hex

- ALL56094..... 4" Steel
- ALL56095..... 6" Steel
- ALL56066..... 8" Steel
- ALL56067..... 11" Steel



Fine Thread 1-1/8"-12 With 1/2" Square Drive

- ALL56090..... 6" Aluminum
- ALL56091..... 8" Aluminum
- ALL56092..... 6" Steel
- ALL56093..... 8" Steel



Jam Nuts For Jack Bolts

Steel jam nuts for jack bolts



ALL56068 ALL56110 ALL99052

- ALL56068..... 1"-8 (Coarse) 1-1/8" Wrench
- ALL56110..... 1"-8 (Coarse) 1-1/2" Wrench
- ALL99052..... 1-1/8"-12 (Fine) 1-3/8" Wrench

Weight Jack Bolt Collars

Steel collar typically welds onto frame or chassis for installation of a threaded jack bolt. Collar includes grease fitting.



- ALL56099..... 1"-8
- ALL56098..... 1-1/8"-12

Weight Jack Bolt Sleeves

Weld-in mild steel sleeve provides a mounting point for jack bolts or adjustable shock mounts. Sleeves are 2" long and have a 1-3/8" O.D. for welding onto chassis tubing.



ALL56073

- ALL56109..... 1"-8, Coarse Thread
- ALL56073..... 1-1/8"-12, Fine Thread

Weight Jack Plate ALL56112

Heavy-duty steel plate has a threaded boss welded to the center to accept jack bolts with 1"-8 coarse threads. O.D. is 5".



Coarse Thread Nut With Sleeve

ALL56111

Steel coarse thread nut with sleeve has 1"-8 coarse threads.



Coil-Over Load Bolt Assembly

ALL56074

Threaded aluminum bolt is 6" long with 1-1/8"-12 fine threads and is commonly used on big bar, soft spring cars. Load bolt offers the ability to easily change corner weights, change the center-to-center distance of the shock, adjust bump stop distances without adding shims and adjust ride height without running out of shock travel. Commonly used with ALL56098 threaded sleeve. ALL56075..... Replacement Shock End



Upper Spring Cups

Steel cups work with most 5" and 5-1/2" O.D. springs and either 1" or 1-1/8" jack bolts. ALL56114 Standard Cup For 5" Spring
ALL56115 Oversized Cup For 5-1/2" Spring



ALL56114

Lightweight Upper Spring Cup

Lightweight steel cup works with most 5" and 5-1/2" O.D. springs and either 1" or 1-1/8" jack bolts.



Bolt-On Upper Spring Cup

ALL56097

Steel cup bolts to internal thread jack bolt and keeps 5" or 5-1/2" spring centered to the jack bolt.



Extended Length Upper Spring Cup

Commonly used in rear suspensions, cup connects to jack bolt with a 7/16"-20 bolt to help maintain spring location. Extension sits 5" into the spring.



Zach Westdorp

Photo: RW Motorsports

Extended Length "Swiveler" Spring Cup

Extended length cup helps keep spring centered. Also keeps spring from falling out on some modern day long drop suspension packages.



"Swiveler" Spring Cups

Swiveler cup is used in place of a standard upper spring plate and weight jack bolt on vehicles using conventional style coil springs. Mono-ball stud mount allows cup to pivot as needed to prevent binding during suspension travel and requires a weight jack bolt with a 7/16"-20 internal threaded end for proper installation.

Welded Style

The sleeve and top are welded together on this unit to fit most applications using a 5" conventional spring.




Pro-Series

Components bolt together to select the desired spring top plate and sleeve separately to build custom size cups.

ALL56077 Spring Top Plate For 5" Spring
ALL56078 Spring Top Plate For 5-1/2" Spring
ALL56086 3-1/4" Spring Sleeve
ALL56087 3-1/2" Spring Sleeve
ALL56088 3-3/4" Spring Sleeve
ALL56089 4" Spring Sleeve
ALL56085 4-1/4" Spring Sleeve



ALL56077



ALL56086

Coil Spring Spacer

Spacer for 5" racing spring welds into spring pocket enabling chassis adjustments to Street Stock and other race cars that are not allowed to use weight jack bolts or threaded adjusters. 3" tall spacer may be cut to desired height before installation. Use coil shim spacers ALL56120 and ALL56121 to make chassis adjustments.



Coil Spring Shims

Used with ALL56116, or whenever weight jack bolts are not allowed, to raise car height for set-up purposes. 5" diameter, 3-5/8" I.D.


ALL56120 3/16" Shim
ALL56121 1/8" Shim



Adjustable Coil Spring Spacers

Adjustable spacers for 5" racing springs weld into spring pockets enabling chassis adjustments to street stock and other race cars that are not allowed to use weight jack bolts.

ALL56118 All Steel Adjuster
ALL56119 Steel Sleeve With Alum. Adj. Nut




ALL56118



ALL56119

Sway Bar Bolts

Bolts have 7/8"-9 threads and are available in a fixed or swivel end design. Swivel end bolts have a 1/2" square drive end for quick and easy adjustments.



Part No.	Description	Eye I.D.	Eye O.D.	Eye Width	Eye Center To End Of Threads
ALL56070	Steel Swivel	1-5/8"	2"	1-1/8"	11-1/2"
ALL56071	Steel Swivel	2"	2-3/4"	1-1/8"	12"
ALL56100	Steel Non-Swivel	1-1/2"	2"	1-1/8"	11-1/2"
ALL56102	Steel Non-Swivel	2"	2-3/4"	1-1/8"	12"

Related Parts

ALL18266.....Lock Nut For ALL56100-56102
 ALL56072Weld Nut For ALL56070-56071



Adjustable Sway Bar Bolt Kit

ALL56103

Kit includes a 3-5/8" long sleeve that welds into frame rail with a locking collar to prevent movement. Adjustment bolt has 4" of travel and adjusts with a 1/2" square drive ratchet. Inside eye diameter 1-1/2".



Adjustable Sway Bar Mount Kits

For Camaro and mid-size GM-based Circle Track cars. Mount sway bar in stock location, or below the A-arm for extra steering clearance. Urethane bushings reduce bind, and can be used with bars up to 1-1/4" diameter. Sway bar (ordered separately) must be turned over when mounting below A-arm. Bolt centerline spacing is 2-3/4".



ALL56104 Standard SAE Threads
 ALL56105 1978-Up GM Metric Threads

Adjustable Sway Bar Arms

Kit includes a CNC-machined aluminum adjuster and a 17-1/2" long steel arm.




Adjuster is available in 30° or zero drop with 1-1/4" x 49 -spline or 1-1/2" x 48-spline. On cars with limited ground clearance, the zero drop kit positions the arm at the center line of the adjuster for additional ground clearance. Adjustment bolt has detents to lock at each half turn.

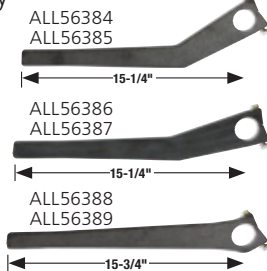
Part No.	Description	Material
ALL56380	RH 30 Degree Drop	1-1/4" x 49
ALL56381	RH 30 Degree Drop	1-1/2" x 48
ALL56382	RH Zero Drop	1-1/4" x 49
ALL56383	RH Zero Drop	1-1/2" x 48

Sway Bar Arms

Splined sway bar arms are made from 3/4" thick mild steel. Arms are available straight or in 15° or 30° drop. Arms can be cut to length and bent to fit any width chassis. Includes pinch bolt.



Part No.	Description	Spline
ALL56384	30° Drop	1-1/4" x 49
ALL56385	30° Drop	1-1/2" x 48
ALL56386	15° Drop	1-1/4" x 49
ALL56387	15° Drop	1-1/2" x 48
ALL56388	Straight	1-1/4" x 49
ALL56389	Straight	1-1/2" x 48



Shock Travel Indicator Kits

Check compression and rebound travel of coil-over shocks at a glance. Clamp aluminum bracket portion of the kit directly to the coil-over sleeve or shock body and attach the other end to the existing shock eye bolt or under spring cup. May be used with most coil-over and non-coil-over shocks. Clamp is included.



ALL60094..... Kit For Use With 2-1/2" Spring
 ALL60095..... Kit For Use With 3" Barrel or 5" Springs

ALL60094 ALL60095

Ground Clearance Indicator

ALL10725

Determine how close the frame is to the ground on the race track. This unique kit features an aluminum bracket that rivets to the frame with an adjustable 4" plastic wear rod.



Replacement Part

ALL10726 Wear Rods, 4-Pack



Carson Hocevar

Photo: RW Motorsports

Quick Adjust External Bump Stop Kit **ALL56361**

External bump stop kit allows adjustment of suspension travel separate from the coil-over unit. The detented adjuster nut can be turned on the rod end for quick adjustment. Each half turn equals 1/16" eliminating the need for packer shims. Kit bolts to the outside of lower control arm and to an upper chassis location (may need to drill a hole or use a clamp on bracket). Fine tune vehicle set-up by adjusting the upper bushing plate. Includes built-in travel indicator and two yellow 75 durometer bushings. Will also accept bump springs with 5/8" I.D. retainers (not included).




Ride Height Set-Up Stick **ALL10658**

Stick replaces the coil over shock and spring assembly during maintenance. Stick has many uses and may be adjusted to check settings at normal ride height, in race attitude or on the bump stops to evaluate suspension travel. Adjusts from 15" to 24", measured at the center of rod ends.



Shock Racks

Shock rack holds four shocks with 2-1/2" springs and easily mounts to trailer, shop wall or pit cart. Rack is designed to hold shocks in place by pushing shock rod end or eye over the outer O-ring or alternatively, the outer O-ring may be removed to expose a predrilled hole for a hairpin clip such as ALL18442, sold separately.



ALL12212..... Standard Rack
 ALL12211 Adjustable Base Rack



Zack VanderBeek

Photo: Tyler Rincken

Shock Eye Socket **ALL64255**

The ideal tool for shock rebuilders or anyone that disassembles shocks on a regular basis! Unique socket safely removes and installs the shock rod end without risk of damage to the spherical ball. Steel socket contacts the outer housing of 1/2" rod ends up to .640" wide and has a 1/2" drive for ratchet or impact use.



Shock Inflation Tool **ALL64260**

Shock inflation tool threads onto shock Schrader valves. Fill valve and 0-300 PSI gauge head independently rotate a full 360°, for easy filling and reading. Complete with built-in bleeder and includes a protective storage case.



Shock Workstations

The all-in-one shock workstations hold shock bodies in the upright position for ease of shaft removal or assembly and hold shock shafts vertical or horizontal for easier repairs or revalving. Workstations are constructed of aluminum, can be placed in a vise, and have 1/4" threaded holes for custom mounting. ALL64263 Single Shock Workstation
 ALL64264 Double Shock Workstation



Shock Workstation Base **ALL64267**

Steel base is helpful when mounting Allstar shock workstation (ALL64264) in a trailer or to a shop workbench. Mounting hardware included.



Shock Drip Cup **ALL64265**

No more messy oil soaked rags or shock oil dripping onto the workbench. Shock drip cup has a specially designed rubber seal that conforms to a broad range of shocks and holds cup in place. Fits 1-1/2" to 2-1/8" O.D. shock bodies. ALL99290 Replacement Drip Cup Seal



14mm Bump Stop Kit

ALL64360

Kit makes it easy to start using bump stops. Includes a selection of 20 bump stop pucks ranging from 50 to 75 durometer, 8 backing washers and 16 packer shims in a simple plastic carrying case.



16mm Bump Stop Kit

ALL64320

Kit makes it easy to start using bump stops. Includes a selection of 20 bump stop pucks ranging from 50 to 75 durometer, 8 backing washers and 16 packer shims in a simple plastic carrying case.



Bump Stop Pucks - 14mm

Pucks are replacement components found in ALL64360 bump stop kit, in addition to other durometer ratings for even more adjustability. 2" O.D. pucks have a 1/2" I.D. hole suitable for 14mm shocks as well as many other uses, including suspension limiters.



ALL64374

Bump Stop Pucks - 16mm

Pucks are replacement components found in ALL64320 Bump Stop Kit, in addition to other durometer ratings for even more adjustability. 2.10" O.D. pucks have a 5/8" I.D. hole suitable for 16mm shocks as well as many other uses, including suspension limiters.



ALL64334

Bump Stop Pucks	1/2" Tall	3/4" Tall	1" Tall
40dr Brown	ALL64367	ALL64368	ALL64369
50dr Green	ALL64370	ALL64371	ALL64372
55dr Orange	ALL64373	ALL64374	ALL64375
60dr Purple	ALL64376	ALL64377	ALL64378
65dr Black	ALL64379	ALL64380	ALL64381
75dr Yellow	ALL64384	ALL64385	ALL64386

Bump Stop Pucks	1/2" Tall	3/4" Tall	1" Tall
40dr Brown	ALL64327	ALL64328	ALL64329
50dr Green	ALL64330	ALL64331	ALL64332
55dr Orange	ALL64333	ALL64334	ALL64335
60dr Purple	ALL64336	ALL64337	ALL64338
65dr Black	ALL64339	ALL64340	ALL64341
75dr Yellow	ALL64344	ALL64345	ALL64346

Aluminum Backing Washer ALL64366

Aluminum washer is designed for use with 14mm bump stop pucks, as a backer washer or many other uses. Washer has a 2-1/4" O.D., 1/2" I.D. and is 3/16" thick.



Aluminum Backing Washer ALL64326

Aluminum washer is designed for use with 16mm bump stop pucks, as a backer washer or many other uses. Washer has a 2-1/4" O.D., 5/8" I.D. and is 3/16" thick.



Bump Stop Shims - 14mm

Place within the bump stop stack to limit suspension travel. 2" O.D. shims work with most 14mm shocks.

ALL64364..... 1/16" Shim
ALL64365..... 1/8" Shim



ALL64364

ALL64365

Bump Stop Shims - 16mm

Place within the bump stop stack to limit suspension travel. 2" O.D. shims work with most 16mm shocks.

ALL64323..... 1/32" Shim **NEW!**
ALL64324..... 1/16" Shim
ALL64325..... 1/8" Shim



ALL64324

ALL64325

Shock Bump Covers

These neoprene covers are perfect for protecting shock shafts and covering bump set ups. Fit 2" O.D. shocks. Not for use with coil over springs.

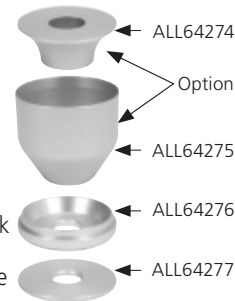
ALL64216 10" Tall Cover
ALL64218 14" Tall Cover



Bump Stop Components For Bilstein Shocks

Many bump stop options are available today. These components are for use with Bilstein shocks.

ALL64274..... Bump Stop Lower Support For Roller Skate Wheel Stops
ALL64275..... Bump Stop Cup Fits The Bilstein Rod End
ALL64276..... Rod Guide Protector Puts The Bump Stop Forces Into The Shock Body, Not The Rod Guide
ALL64277..... Splitter Washer Used To Separate Stops On Stacked Stop Setups



ALL64274

Option

ALL64275

ALL64276

ALL64277

Roller Skate Wheel Bump Stops

Poly bump stops are 1" tall with a 5/8" diameter hole.

- ALL64510 50 Durometer
- ALL64511 55 Durometer
- ALL64512 60 Durometer
- ALL64514 70 Durometer

NEW!



Adjustable Poly Bump Stop Kit ALL64505

Polyurethane bump stop is weather resistant and easily adjustable by adding packers to the inner ring. Five 1/16" thick packer shims included in the kit.

NEW!



Shock Bump Rubbers

Conical bump rubbers fit on most shock shafts up to 16mm to limit shock travel. Bump rubbers are 2-3/8" tall and have a 2" O.D. base. A letter designation is molded in the bottom to identify compound.

- ALL64500..... Soft (40 grams)
- ALL64501..... Medium (50 grams)
- ALL64502..... Hard (55 grams)



Bump Spring Cups

Lightweight bump spring cups are made from 6061-T6 aluminum and have a black anodized finish. Cups feature a bronze bushing, allowing the shock shaft to move freely during suspension travel. Cups have a 2" O.D. sized for Hypercoil and most Landrum bump springs. Two are required and should closely match bump spring I.D. size to appropriate bump spring cup step O.D. size from chart. Sold each.



Shaft Sz. "A"	Cup Step OD "B"		
	1.160"	1.200"	1.280"
14mm	ALL64348	ALL64349	ALL64350
1/2"	ALL64352	ALL64353	ALL64354
16mm, 5/8"	ALL64356	ALL64357	ALL64358



Billy Moyer, Jr.

Photo: Marcus Berglund

Shock Shims

Uniquely designed shock shims are placed directly onto the shock shaft to simplify fine tuning of the chassis without disassembling the shock or even removing the shock from the chassis. Kits include a variety of shim designs and sizes for convenient tuning and set-up.



ALL64404

Size	Starter Kit	Standard Kit	Deluxe Kit
14mm	ALL64400	ALL64402	ALL64404
16mm	ALL64440	ALL64442	ALL64444

Starter Kit

Includes: U-Shaped Shims 1/16" (4 pcs), 1/8" (4 pcs) and 3/8" (2 pcs); Semi-Solid Shims 1/16" (4 pcs) and 1/8" (4 pcs).

Standard Kit

Includes: U-Shaped Shims 1/16" (12 pcs), 1/8" (12 pcs) and 3/8" (6 pcs); Semi-Solid Shims 1/16" (12 pcs) and 1/8" (12 pcs); 2-Piece Collar Shims 1/2" (2 pcs), 3/4" (2 pcs) and 1" (2 pcs); Storage Case.

Deluxe Kit

Includes: U-Shaped Shims 1/16" (12 pcs), 1/8" (24 pcs) and 3/8" (10 pcs); Semi-Solid Shims 1/16" (12 pcs) and 1/8" (24 pcs); 2-Piece Collar Shims 1/2" (6 pcs), 3/4" (6 pcs) and 1" (6 pcs); Storage Case.

Shock Shim Components

U-Shaped Shims - Designed for quick removal and installation into tight stacks and locations where twisting the shim into the stack is not an option or when the car is on the ground. Commonly used for fine tuning the suspension.



ALL64412

Semi-Solid Shims - Designed for quick removal, providing a secure installation that will not fall out yet requires 3/4" of space to install or remove. Typically installed when the vehicle is off the ground. Commonly used for fine tuning the suspension.



ALL64416

2-Piece Collar Shims - Designed to attach around the shaft of the shock and secure in place with a zip tie. Commonly used during initial set-up or to take up a large amount of travel.



ALL64420

Description	2-Pack	10-Pack	25-Pack
14mm (.550")			
U-Shaped Shim 1/16"	-	ALL64410	ALL64410-25
U-Shaped Shim 1/8"	-	ALL64412	ALL64412-25
U-Shaped Shim 3/8"	-	ALL64414	ALL64414-25
Semi-Solid Shim 1/16"	-	ALL64416	ALL64416-25
Semi-Solid Shim 1/8"	-	ALL64418	ALL64418-25
2-Piece Collar Shim Kit 1/2"	ALL64420	ALL64420-10	-
2-Piece Collar Shim Kit 3/4"	ALL64422	ALL64422-10	-
2-Piece Collar Shim Kit 1"	ALL64424	ALL64424-10	-
16mm (.630")			
U-Shaped Shim 1/16"	-	ALL64450	ALL64450-25
U-Shaped Shim 1/8"	-	ALL64452	ALL64452-25
U-Shaped Shim 3/8"	-	ALL64454	ALL64454-25
Semi-Solid Shim 1/16"	-	ALL64456	ALL64456-25
Semi-Solid Shim 1/8"	-	ALL64458	ALL64458-25
2-Piece Collar Shim Kit 1/2"	ALL64460	ALL64460-10	-
2-Piece Collar Shim Kit 3/4"	ALL64462	ALL64462-10	-
2-Piece Collar Shim Kit 1"	ALL64464	ALL64464-10	-

2.5" Coil-Over Kits

Kits include everything to assemble one complete shock. Slotted tops allow quick and easy spring changes. Kits are for 2-1/2" coil-over springs and are designed for use with 2" steel bodied shocks unless specified.



ALL64141

Shock	Kit Number	Replacement Top	Replacement 5" Sleeve	Replacement 7" Sleeve	Replacement Adjuster Nut
AFCO					
Kit With 7" Sleeve	ALL64141	ALL64170	ALL64160	ALL64161	ALL64180
Bilstein					
Kit With 7" Sleeve	ALL64143	ALL64171	ALL64162	ALL64163	ALL64180
Fox					
Kit With 7" Sleeve	ALL64130	ALL64177	-	ALL64164	ALL64180
Kit For Track Evolution Series With 7" Sleeve	ALL64131	ALL64177	-	ALL64165	ALL64180
Kit For Aluminum Threaded Body	ALL64132	ALL64177	-	-	-
Integra					
(Avenger) Kit With 7" Sleeve	ALL64158	-	-	-	ALL64180
JRI					
Kit With 7" Sleeve	ALL64136	ALL64178	-	ALL64169	ALL64180
Koni					
Kit With 5" Sleeve	ALL64146	ALL64173	ALL64162	ALL64163	ALL64180
Kit With 7" Sleeve	ALL64147	ALL64173	ALL64162	ALL64163	ALL64180
Penske					
Kit With 7" Sleeve	ALL64149	ALL64174	ALL64162	ALL64163	ALL64180
Pro					
Kit With 7" Sleeve	ALL64151	ALL64175	-	ALL64165	ALL64180
QA1					
(50 Series) Kit With 7" Sleeve	ALL64145	ALL64172	-	ALL64165	ALL64180
Kit For Aluminum Smooth Body w/7" Sleeve	ALL64154	ALL64172	-	ALL64167	ALL64180

Related Products

- ALL64182 2-1/5" C/O Diaper Pin
- ALL64183 Snap Ring Flat (Koni)
- ALL64184 Snap Ring Round
- ALL64186 Snap Ring (Fox)



ALL64182



ALL64183



ALL64184



ALL64186

5" Coil-Over Adapter

ALL64185

Aluminum adapter converts existing coil-over kit from a 2-1/2" spring to a 5" spring. Adapter inner hole I.D. is 2-1/2" to work with most coil-over sleeves. Sold each, two are typically required.



Shock Extensions

Steel extensions fasten directly to shock shaft for added suspension travel. Sold each.



M12-1.0 Thread (Bilstein)

- ALL60096..... 1" Extension
- ALL60097..... 2" Extension

7/16"-20 Thread (Fox)

- ALL60098..... 1" Extension
- ALL60099..... 2" Extension

Spring Spacers



Spring spacers can be used with 2-1/2" coil-over springs or with coil-over kits and 5" adapter when extra spacing is needed.

- ALL64195 1" Spacer
- ALL64196 2" Spacer
- ALL64197 3" Spacer

Shock Canister Mounts

At last, a shock canister mount that fits all common shock canisters. Aluminum construction mount is rubber padded to protect shock canister and increase holding strength. Adjustable quick release nylon strap will secure any shock canister from 1-1/2" to 3" in diameter.

- ALL64270 1-1/4" Tubing
- ALL64269 1-3/8" Tubing
- ALL64271 1-1/2" Tubing
- ALL64272 1-3/4" Tubing
- ALL64273 Flat Panel

Replacement Parts

- ALL99295 Release Pin
- ALL99296 Retainer Strap



ALL64270

ALL64273

Spring Pre-Loader

Pre-loader allows use of a softer spring rate that is "pre-loaded" at ride height. The pre-loaded spring will have less rate increase as the suspension travels. For example, a 150 lb./in. spring can be pre-loaded to 400 lbs. at ride height, but still only increases at a rate of 150 lb./in. as suspension travels. The entire unit may also be exchanged with another unit with a different rate spring pre-installed to allow spring rate changes without affecting ride height. Commonly used on the rear coil-overs, pre-loader requires 3" I.D. spring, includes a thrust bearing set and fits most shocks. Note: Unit is typically installed with slotted inner half towards the shock body. Always check components for possible interference.



- ALL64230..... Pre-Loader For 10" Tall Spring
- ALL64232..... Pre-Loader For 12" Tall Spring
- ALL64234..... Pre-Loader For 14" Tall Spring
- ALL64212..... Replacement 3" Bearing Set

Related Parts

- ALL11187..... Pre-Loader Body Wrench
- ALL11188..... Pre-Loader Nut Wrench



Thrust Bearing Kits

Bearing kits are placed between the coil spring and the adjuster nut to reduce friction when making adjustments. Kits are recommended for preloaded spring assemblies or when springs require adjustment while they are under pressure. Kits include one bearing and two races.



- ALL64210..... 2.5" Kit (2.5" I.D. x 3.25" O.D.)
- ALL64212..... 3" Kit (3.025" I.D. x 3.730" O.D.)
- ALL64214..... 5" Kit (4.150" I.D. x 5.045" O.D.)

Hydraulic 2-1/2" Coil-Over Spring Adjuster

ALL64220

Weight jack assembly allows driver to adjust car handling while driving. Turning the adjustment knob will extend spring cup up to 7/8" to increase or decrease spring pressure. Assembly includes hydraulic ram, hydraulic pump with adjustment knob, 9' braided hose, and two washers for use with standard or threaded body shocks. Black anodized finish.



Replacement Part

- ALL64222..... O-Ring Kit For ALL64220

Shock Protectors

Plastic shock protectors slide over aluminum threaded body shock to protect against wear from spring. Protector measures 6" from spring seat to end, has an I.D. that measures 2-1/4" and works with all 2-1/2" I.D. springs. Unit should just cover shock body and may need to be cut to specific length.

- ALL64200..... Blue
- ALL64201..... Black



Shock Protectors

Shock Protectors add extra protection from rocks and debris to your shock body. Plastic protector simply snaps onto your shock body. May need to be cut to length. Sold each.

- ALL64202..... 2" Standard Body Shocks
- ALL64203..... 1-5/8" Small Body Shocks



Shock Shaft Boot ALL64198

Rubber bellows style boot is 10" long, one end has an 1-1/4" opening while the other is 2". Boot fits most non-coil-over shocks.



Shock And Pull Bar Covers

Neoprene covers help protect from rock damage and to keep components clean while preventing the competition from knowing your secrets. Hook-and-loop material allows easy cover removal for adjustments. 3" covers are often used for 2-1/2" and 3" coil-over shocks and small diameter upper links. 6" covers work well on 5" springs and pull bar applications.

- ALL64204..... 3" x 14"
- ALL64205..... 3" x 16"
- ALL64206..... 6" x 7"
- ALL64207..... 6" x 14"
- ALL64208..... 6" x 16"
- ALL64209..... 6" x 20"



Coil-Over Eliminator

ALL64100

Eliminator fits conventional 5" coil springs. Adjuster locks spring into place. Kit includes a threaded shaft, two spring plates, one adjuster, two rod ends and two jam nuts. Easily adjusted with ALL11146 wrench. Not to be used as a suspension limiting device, check maximum travel before use.



Weld-On Shock Brackets

Weld-on shock brackets mount standard and coil-over shocks with 1/2" I.D. inner bushing or 1/2" rod end to chassis as well as many other uses. 1/8" thick mild steel brackets include 1/2" bolt, spacer and locknut.

Notched Tube Mount


Bracket is notched for 1-1/2" – 1-3/4" round tubing to create a gusset style mount that welds on three sides. Notched design positions the bracket perpendicular to the tubing at a 90° angle for straight mount and approximately a 75° angle for angled mounts.

Straight Mount



- ALL60103 Short
- ALL60104 Long
- ALL60112 Long Two Position
- ALL60113 Extra Long Three Position

Angle Mount



- ALL60100 Left Hand
- ALL60101 Right Hand

Round Tube Mount

Bracket welds parallel onto tubing. Typically mounted above or below tubing and includes 1/2" shock mounting hardware. Mounting positions are on 1" centers.

- ALL60107 One Position
- ALL60114 Two Position
- ALL60115 Three Position



Flat Mount **ALL60106**

Bracket mounts to a flat surface or square tubing.



Shock Spacers

Steel spacers have a 1/2" I.D. and 3/4" O.D. and can be used in a variety of other locations.



Length	2-Pack	10-Pack	25-Pack
1/4"	ALL64280	ALL64280-10	ALL64280-25
1/2"	ALL64282	ALL64282-10	ALL64282-25
5/8"	ALL64283	ALL64283-10	ALL64283-25
3/4"	ALL64284	ALL64284-10	ALL64284-25


Shock Bracket Replacement Parts

- ALL99100 Bolt, locknut, and bushing
- ALL99101 Bushing only



Clamp-On Shock Brackets

Clamp-on shock brackets mount standard and coil-over shocks with 1/2" I.D. inner bushings to round tubing without welding. Easily add additional mount or pivot mount when experimenting or trying different set-ups. Standard brackets position the shock approximately 1" below the chassis tubing. Drop mount brackets position the shock approximately 2-1/2" below the chassis tubing. Brackets include mounting hardware with nyloc locking nuts.



Clamp-On

ALL60220..... 1-3/4"
ALL60221..... 1-1/2"
ALL60222..... 1-1/4"

Drop Mount Clamp-On

ALL60224..... 1-3/4"
ALL60225..... 1-1/2"

Upper Coil-Over Shock Mount Kit


ALL60230

Weld-in kit provides a mounting point for rear coil-over shock mounts in tube, boxed or stock frames with up to 48" between frame rails. Great for drag racing and street applications, kit includes a 48" long, .120" wall x 1-1/2" mild steel tube, reinforced mounting tabs, 2" x 3" end plates and 1/2" hardware.



1/2" Rod End Mount ALL60073

3/16" thick steel mount with 1/2" holes accepts rod ends up to 5/8" wide. Mount is 1-5/8" tall overall.



Track Bar Locator Brackets

Track bar locator brackets are an ideal bolt-on mounting point for rod ends commonly found on Panhard bars, track bars or rear axle housing track locators. For use with 1/2" diameter rod ends. Available with a 5/8" or 3/4" bracket mounting hole.



ALL60079..... 5/8" Hole, 1" Gap

ALL60089..... 3/4" Hole, 1-3/16" Gap

Smart Tool ALL10113

Ensure that chassis tubing is level and plumb when building roll cages or checking driveshaft angles. Also works on trailing arms and suspension tubes when used with ALL10740 Smart Tool Tray. A "hold" button freezes and unfreezes readings which can be displayed as degrees, percentages, or in./ft. at the push of a button. Plus and minus signs indicate when pitch is more or less than that shown on the display. Pitch reads in 1/8 in./ft. increments. Level emits a "beep" at level and plumb. The tool shuts off automatically if idle for more than six minutes. Powered by a standard 9 volt battery.



Steel Shock Quick Pin ALL60108

Steel shock quick pins allow coil-over shocks to be quickly serviced or changed. Works with Allstar coil-over brackets, eliminating the need for a separate bushing. Shock quick pins are 2-1/2" long and include a hairpin. Sold each.



Titanium Shock Quick Pins

Titanium shock quick pins allow coil-over shocks to be quickly serviced or changed. ALL17120 has a long shoulder and will work with Allstar coil-over brackets, eliminating the need for a separate bushing. ALL17121 is commonly used on non-bushing type brackets, but can be used with Allstar brackets along with bushing. Shock quick pins are 2-1/2" long and include a hairpin.

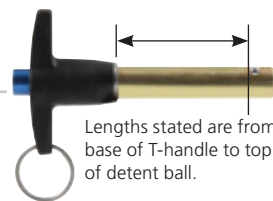


ALL17120..... Quick Pin With Shoulder

ALL17121..... Quick Pin Without Shoulder

Quick Release T-Handle Pins

Positive lock quick release pins hold tightly in place until the handle button is depressed, allowing the pin to be inserted or removed into or out of a hole with ease. Handles are made from 380 die cast aluminum, shanks are made from 4130 steel. Each pin is equipped with a stainless steel split ring, allowing the option to attach a cable assembly.




Lengths stated are from base of T-handle to top of detent ball.

- | | |
|-----------------------------|-----------------------------|
| ALL60300..... 1/4" x 1" | ALL60314..... 3/8" x 3" |
| ALL60301..... 1/4" x 1-1/2" | ALL60318..... 1/2" x 2" |
| ALL60302..... 1/4" x 2" | ALL60320..... 1/2" x 2-1/2" |
| ALL60304..... 5/16" x 1" | ALL60322..... 1/2" x 3" |
| ALL60306..... 5/16" x 2" | ALL60324..... 1/2" x 3-1/2" |
| ALL60308..... 5/16" x 3" | ALL60326..... 5/8" x 2" |
| ALL60310..... 3/8" x 1" | ALL60328..... 5/8" x 2-1/2" |
| ALL60312..... 3/8" x 2" | ALL60330..... 5/8" x 3" |

Quick Pin Lock Collar

Steel lock collar provides a positive lock for quick release pins. Black coated collar with button head machine screw allows attachment of a securing device, like an Allstar lanyard (ALL18461 or ALL18463).



- ALL60335..... 1/2" Collar With 10-32 Screw
ALL60336..... 5/8" Collar With 1/4"-28 Screw

Panhard Bars

Panhard bars are formed from 1.250" tubing with 3/4"-16 threads in each end. For use with 3/4" RH rod ends and clamp-on brackets (ALL60180 or ALL60181). Center-to-center length reference is figured including rod ends. Rod ends sold separately.


- ALL56146 29" Center-To-Center
- ALL56147 30-1/2" Center-To-Center
- ALL56148 32-3/4" Center-To-Center

Cut-To-Fit

J-Bar Style Panhard Bars

Cut-to-fit bar is an unwelded kit that allows building a custom length J-Bar with up to a 27" long center-to-center distance, enough to work with most chassis. Bar is formed from .250" wall, 1-1/2" diameter steel tubing, has a 4" drop, includes a threaded insert and rod ends.

- ALL56141 Bar With Standard Rod Ends
- ALL56142 Bar With Aircraft Rod Ends
- ALL56143 Replacement 3/4"-16 Insert



Adjustable

J-Bar Style Panhard Bars

Bars are formed from 1-1/2" steel tubing and mount to the pinion rather than the axle tube to maintain adequate driveshaft clearance. J-bars have 3/4" rods ends and allow up to 2" of adjustment.

Part No.	Drop	Description
ALL56155	4"	17-1/2"-19-1/2", 6.2 Lbs.
ALL56156	4"	19-1/2"-21-1/2", 6.2 Lbs.
ALL56153	6"	17-1/2"-19-1/2", 6.7 Lbs.
ALL56154	6"	19-1/2"-21-1/2", 7.0 Lbs.

Replacement Parts

- ALL99050..... Replacement Threaded Adjuster
- ALL99052..... Adjuster Nut
- ALL58072..... 3/4" Male Moly Rod End

Adjustable Panhard Bar Wrench

ALL11192

Wrench is designed to work with adjustable Panhard bars with 1-3/8" adjusters. Shorter than a standard wrench, this wrench is convenient for making adjustments in tight areas.



Jason Feger

Photo: Ken Kelly

Panhard Bar Spacers

Spaces Panhard bar away from rear mounted power steering, brackets, etc. Aluminum or steel. 3/4" I.D.

- ALL56144 Aluminum
- ALL56145 Steel



Heavy Duty 3/4"

Chrome Moly Rod Ends

Heavy duty or often referred to as "Aircraft Style", these 4130 chrome moly rod ends have larger bodies, making them thirty percent stronger than standard 3/4" rod ends. These rod ends are commonly used on Panhard bars and lower strut rods.

- ALL99314 RH Male, 3/4" x 3/4"-16
- ALL99315 RH Female, 3/4" x 3/4"-16



Panhard Bar/Third Link Brackets

Brackets have a built-in arch for adjustment of the Panhard bar or third link angle without changing the length of the arm. Brackets are 1/8" thick. Sold as a pair.

- ALL60162... 6-Hole Brackets With 1/2" Holes
- ALL60163... 6-Hole Brackets With 5/8" Holes
- ALL60165... 6-Hole Brackets With 3/4" Holes
- ALL60167... 5-Hole Brackets With 3/4" Holes



Weld-On

Panhard Bar Bracket **ALL60168**

Bracket is made from 1/4" steel and has six 3/4" mount holes for Panhard bar. Measures 8-1/2" tall by 2" wide.



David Mielke

Photo: Jim DenHamer



Jamison Russell

Photo: RW Motorsports

Clamp-On Panhard Bar Brackets

Adjustable steel or aluminum brackets clamp to square tubing, providing multiple Panhard bar mounting locations. Brackets are tapped for 3/4"-10 bolts. Steel brackets have outer holes 5" apart. Aluminum brackets have outer holes 5.5" apart. Hole measurements are center-to-center.



ALL60240

ALL60245

Steel Brackets

ALL60240..... For 2" x 2" Tubing
 ALL60244..... For 1-1/2" x 1-1/2" Tubing

Aluminum Brackets

ALL60243..... Straight, 2.5 Lbs., For 2" x 2" Tubing
 ALL60245..... Angled, 2.0 Lbs., For 2" x 2" Tubing

Aluminum Radiused Climbing Style Frame Mount Panhard Bar Brackets

Easily adjust your Panhard bar with only one wrench! Climbing style adjuster allows any amount of adjustment without having to remove or realign any spacer/tabs. Features radiused slot so you don't have to re-square the rear end after adjustments. Aluminum brackets fit 2" x 2" tubing.



ALL60247

ALL60246..... Inside/Outside Mounting (Most modifieds and GRT)
 ALL60247..... Center/Inside Mounting (Mastersbilt, Barry Wright, Hughes)
 ALL60248..... Outside /Center Mounting (Rocket)

Steel Radiused Climbing Style Frame Mount Panhard Bar Brackets

Steel climbing style adjuster mounts to chassis square tubing and permits Panhard/J-bar adjustment without removing or realigning spacers or tabs found on other mounts. Radiused slot eliminates the need to re-square the rear end after adjustments.



ALL60237

ALL60239

ALL60238..... For 1-1/2" Tubing, Inside and Outside Mounting
 ALL60239..... For 2" Tubing, Inside and Outside Mounting

Internal Screw Style Panhard Bar Adjusters ALL56152

A screw bolt style adjuster is welded inside of the tube. When welded in place of current mount, Panhard bar can be easily adjusted by turning the screw bolt. Attach Panhard bar to this adjuster with ALL60183 Clevis (not included). Rear Panhard mount, 21" tall with 3" of Adjustment.



Aluminum Panhard Bar Clevis

Aluminum clevis clamps around a chassis tube and connects to the 3/4" rod end on the long end of a J-bar style Panhard bar. After loosening the two Allen bolts, the clamp may be slid up or down on the chassis tube to adjust the bar and change roll center.



ALL60183

ALL60182..... 1-1/2" I.D.
 ALL60183..... 1-3/4" I.D.

Remote Adjustable Panhard Bar Mounts

Easily adjusted on frame side of Panhard bar, mount has a threaded shaft and fastens to 1-3/4" diameter tubing. Standard mount kit has 2" of adjustment, drop mount kit has 5" of adjustment. Each turn of the shaft moves mount .100". Extension rod may be mounted in rear window or decking for quick, easy adjustments from outside of the car. Mounting hardware and a 3/4" Panhard bar bolt are included.



ALL60270..... Standard Mount Kit
 ALL60273..... Drop Mount Kit

Replacement Items:

ALL60272..... Extension Rod With Bushing For ALL60270/ALL60273
 ALL60274..... Flange Bearing

ALL60270 ALL60273




Scott Bloomquist

Photo: Marcus Berglund

Quick Change 5-Hole Panhard Bar Bracket **ALL60170**

Bracket mounts to all standard quick change rear ends with six bolts. Made of 1/2" thick steel, bracket has five 3/4" Panhard bar mounting holes for up to 5" of adjustment.



Quick Change Panhard Bar Bracket **ALL60275**

Replaces the front seal plate/bearing retainer on most quick changes to add 4" of adjustment. Includes yoke seal, O-ring, spacers and 3/4" lock nut.



Replacement Parts

- ALL99112 Stud
- ALL99113 Large Spacer
- ALL99114 Small Spacer
- ALL99115 O-Ring



Quick Change Panhard Bar Bracket **ALL60280**

Bracket has arched, serrated slots for easy adjustment. Designed by Scott Bloomquist.



Replacement Part

- ALL60282 Replacement Bolt And Spacers

Quick Change Pinion Mount Panhard Bar Brackets

Pinion mounted brackets have a cam style adjuster for quick and easy setup of the Panhard or J-bar. Single cam adjuster features a cog style adjuster nut and threaded back nut that slides with adjuster for easy single wrench adjustment. Double cam adjuster has cog style front and rear adjusters that are keyed together for smooth adjustments. Aluminum mounts replace the front pinion plate on most quick change rear ends and the steel mount is used with the original pinion plate. Radiused mounting slots eliminate the need to adjust J-bar or Panhard bar length.



ALL60285



ALL60286



ALL60287

- ALL60285 Aluminum Bracket, Single Sided, Single Cam
- ALL60286 Aluminum Bracket, Double Sided, Single Cam
- ALL60287 Single Sided Steel, Double Cam*
- ALL60288 Aluminum Bracket, Single Sided, Double Cam
- ALL60289 Aluminum Bracket, Double Sided, Double Cam

*Steel bracket designed for use with original or factory pinion plate

Climbing Pinion Cover Plate Kit **ALL72078**

Kit includes a 2-piece cover and mounting hardware to reduce mud build-up in the machined pocket area of Allstar aluminum pinion mount Panhard bar brackets.



Quick Change Bracket **ALL60181**

Clamp-on bracket mounts on left side tube of quick change to connect Panhard bar. Change roll center height by loosening clamp and pivoting bracket up or down. Measures 11-3/4" from housing to end of bracket, 3/4"-16 threads. Grade 5 hardware with Nyloc nuts included.



Ford 9" Panhard Bar Bracket **ALL60180**

Bracket connects Panhard bar to Ford 9" axle housing with 3" O.D. axle tubes. Roll center height can be changed by loosening clamp and pivoting bracket up or down. Measures 7-3/4" from housing to end of bracket, 3/4"-16 threads. Grade 5 hardware with Nyloc nuts included.



Zeke McKenzie

Photo: STL Racing Photos

Ford 9" Panhard Bar Bracket **ALL60176**

Ford center section bracket is 1/2" thick steel with four 3/4"-16 mounting holes to provide 3-3/8" of adjustment.



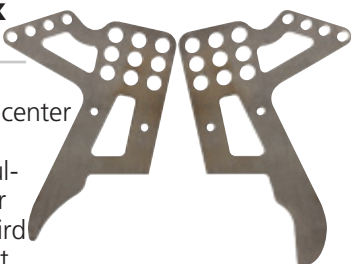
Adjustable Panhard Bar Mounting Bracket **ALL60185**

Bracket welds onto the rear of a 3" steel axle tube to mount a Panhard bar behind the axle housing. A machined 6" slot with a sliding retainer nut makes it possible to change roll center by adjusting Panhard bar angle with only one wrench. Bracket includes a 3" x 3/4"-10 bolt, two 5/16" wide spacers and a flat washer.




Ford 9" Upper Link Brackets **ALL60157**

Brackets are designed to weld to most Ford 9" style center sections. Steel brackets are 3/16" thick and provide multiple mounting locations for 90/10 shock, upper link, third link or pull bar. Sold as a set.



Ford 9" Upper Link Brackets

Ford 9" housing brackets provide a mounting point for upper link. Weld-on brackets fit standard steel Ford housings.



ALL60160

ALL60166

ALL60160...1" Dia. Holes, Sold In Pairs
ALL60166...3/4" Dia. Holes, Set Of 2



JR Roahrig

Photo: RW Motorsports

Quick Change Upper Link Brackets

ALL60152

1/4" thick aluminum bracket with 3/4" x 3" slot bolts to top of quick change to accept upper link. Sold in pairs.




ALL60150

Bracket attaches to top of quick change and accepts upper link. Steel bracket has three 3/4" holes, 3" to the rear for forward traction. Sold in pairs.



ALL60156

Bracket attaches to top of most quick change rear end center section. Steel bracket is 3/16" thick and provides multiple mounting locations for 90/10 shock, upper link, third link or pull bar. Sold in pairs.



Upper Link Spacer Kits

Kits with multiple spacers allow the top link to be positioned wherever needed between brackets. Spacers have a 3/4" I.D. hole. Kits include bolt, nut and spacers.



ALL60148..... Spacer Kit With Steel Spacers
ALL60158..... Spacer Kit With Aluminum Spacers

Upper Link Chassis Brackets

Weld-on brackets have curved 3/4" slots to maintain pinion angle as the 3rd link is raised or lowered. Both brackets are notched for 1-3/4" round tubing and are 3/16" thick.



ALL60065

ALL60066

ALL60065..... Short
ALL60066..... Long

90/10 Spacer Kits

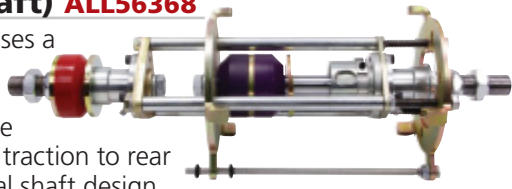
Kits with multiple spacers allow positioning of the 90/10 shock wherever needed between brackets. Spacers have a .500" I.D. hole. Kits include bolt, nut and spacers.



ALL60149..... Spacer Kit With Steel Spacers
ALL60159..... Spacer Kit With Aluminum Spacers


Spring/Bushing Style Pull Bar (Dual Shaft) **ALL56368**

Torque link uses a coil spring to absorb engine torque and increase traction to rear tires. The dual shaft design allows engine torque and brake bushings to be adjusted separately. Unit comes with two purple (60 durometer) engine torque bushings and one red (87 durometer) brake bushing. Other bushings are available for additional tuning options. Unit requires a 5" O.D. x 6-5/8" or 7" tall coil spring, sold separately. Unit is 17" long overall and most commonly used with two 3/4"-16 rod ends (1-RH Female and 1-LH Male) and a 3/4" suspension tube. Subtract 20" from center-to-center of the chassis mounting distance to determine required tube length. 9.3 lbs. without spring.




Small Bushing Style Pull Bar (Dual Shaft) **ALL56362** **NEW!**

Small bushing torque link features a reduce diameter (only 3-1/2") for more compact applications and utilizes energy absorbing polyurethane bushings to absorb engine torque and increase traction to rear tires. Pull bar includes three blue (80 durometer) and two red (87 durometer) poly bushing on the engine torque side. This bushing combination works similar to a progressive spring; the softer bushings collapse at a faster rate than the harder bushings until the unit is solely working on the hardest bushing. A single red (87 durometer) poly brake bushing is also included. The dual shaft design allows engine torque and brake bushings to be adjusted separately. Unit is 19" long overall and only weighs 8lbs. Subtract 22" from center to center of the chassis mounting distance to determine required tube length.




Spring/Bushing Style Pull Bar (Single Shaft) **ALL56366**

Torque link uses a combination of coil spring and poly bushings to absorb engine torque and increase traction to rear tires. Ideal for the experienced driver and a car with radical suspension travel. Torque link comes standard with two yellow (75 durometer) poly bushings on the engine torque side and a single red (87 durometer) poly brake bushing. Other bushings are available for additional tuning options. Unit requires a 5" O.D. x 6-5/8" or 7" tall coil spring, sold separately. Unit is 16" long overall and most commonly used with two 3/4"-16 rod ends (1-RH Male and 1-LH Male) and a 3/4" suspension tube. Subtract 19" from center-to-center of the chassis mounting distance to determine required tube length. 8.5 lbs. without spring.




Bushing Style Pull Bar (Dual Shaft) **ALL56365** **NEW!**

Torque link uses energy absorbing polyurethane bushings to absorb engine torque and increase traction to rear tires. Includes one blue (80 durometer) and one yellow (75 durometer) poly bushings on the engine torque side and a single red (87 durometer) poly brake bushing. These durometers work well for a majority of racers, especially those running open class mods such as UMP and USMTS cars. Other bushings are available for unlimited tuning options. Unit is 19-1/2" long overall and most commonly used with two 3/4"-16 rod ends (1-RH Female and 1-LH Male) and a 3/4" suspension tube. Subtract 22-1/2" from center to center of the chassis mounting distance to determine required tube length. 11 lbs.




Spring Style Pull Bar (Dual Shaft) **ALL56367**

Torque link uses a coil spring to absorb engine torque and increase traction to rear tires. The dual shaft design allows engine torque and brake bushings to be adjusted separately. A single red (87 durometer) poly bushing is included. Other bushings are available for additional tuning options. Unit requires a 5" O.D. x 6-5/8" or 7" tall coil spring, sold separately. Unit is 18-1/2" long overall and most commonly used with two 3/4"-16 rod ends (1-RH Female and 1-LH Male) and a 3/4" suspension tube. Subtract 21-1/2" from center-to-center of the chassis mounting distance to determine required tube length. 8.5 lbs. without spring.




Bushing Style Pull Bar (Single Shaft) **ALL56364**

Torque link uses energy absorbing polyurethane bushings to absorb engine torque and increase traction to rear tires. Includes two blue (80 durometer) poly bushings on the engine torque side and a single red (87 durometer) poly brake bushing. These durometers work well for a majority of racers, especially those running open class mods such as UMP and USMTS cars. Other bushings are available for unlimited tuning options. Unit is 15-1/2" long overall and most commonly used with two 3/4"-16 rod ends (1-RH Male and 1-LH Male) and a 3/4" suspension tube. Subtract 18-1/2" from center-to-center of the chassis mounting distance to determine required tube length. 9.23 lbs.



Third Link Assembly Without Bushings **ALL56390**



Designed to increase traction to rear tires, third link assembly uses interchangeable polyurethane bushings (sold separately, two required) to absorb energy under acceleration and braking. Bushings can be quickly changed to adjust to changing track conditions. Assembly is 2-1/4" wide x 3" tall and has a 3/4"-16 RH chrome moly stud for attaching a suspension tube. 3/4" I.D. inner steel bushings are stepped to keep link centered in poly bushings. A good starting point is a 70 durometer acceleration bushing and 90 durometer brake bushing.

- ALL56391 Half Bushing Green, 50 Durometer
- ALL56392 Half Bushing Orange, 60 Durometer
- ALL56393 Half Bushing Yellow, 70 Durometer
- ALL56394 Half Bushing Blue, 80 Durometer
- ALL56395 Half Bushing Red, 90 Durometer

Torque Absorber **ALL56165**



Steel torque absorber may be used as the upper third link, right rear trailing arm or Panhard bar to increase traction. Measures 7-1/2" between jam nuts and 10-3/8" end to end. Accepts 3/4" rod ends or suspension tubes.

Upper Third Links



Aluminum spring-loaded torque absorbers replace the upper solid link on the rear suspension for extra traction off the corner. Order 3/4" rod ends separately.

- ALL56169 Unit With 1,000 Lb. Red Spring
- ALL56171 Unit With 1,600 Lb. Gold Spring



Tanner English

Photo: Marcus Berglund

Poly Bushings



ALL56374

Poly bushings are designed for racing and work great in pull bars (torque links) and bump stops. Bushings' progressive rate start softly and quickly "ramp up." Bushings provide excellent performance when loaded, offering good abrasion and solvent resistance. Sold each.

Part No.	Color	Hardness	O.D.	I.D.	Height
ALL56369	Green	50	2.25"	.75"	1.06"
ALL56370	Purple	60	2.25"	.75"	1.06"
ALL56372	Yellow	75	2.25"	.75"	1.06"
ALL56373	Blue	80	2.25"	.75"	1.06"
ALL56374	Red	87	2.25"	.75"	1.06"
ALL56375	Orange	55	3.375"	.75"	2.50"
ALL56376	Yellow	75	3.375"	.75"	2.50"
ALL56378	Blue	80	3.375"	.75"	2.50"
ALL56379	Red	87	3.375"	.75"	2.50"

Bushing Washers



Required between poly bushings when stacking for optimum performance.

- ALL99178 Steel Washer For 2-1/4" Bushings
- ALL99179 Aluminum Washer For 2-1/4" Bushings

Rubber Bushings



ALL56161

ALL56162

Bushings absorb torque from rear end and may also be used as replacement in other applications. Sold each.

- ALL56161 3" O.D., 1-1/2" Tall, 5/16" Shoulder
- ALL56162 3" O.D., 1-1/2" Tall, No Shoulder

Shock And Pull Bar Covers



Neoprene covers help protect from rock damage and keep components clean while preventing the competition from knowing your secrets. Hook-and-loop material allows easy cover removal for adjustments. 3" covers are often used for 2.5" and 3" coil-over shocks and small diameter upper links. 6" covers work well on 5" springs and pull bar applications.



- ALL64204 3" x 14"
- ALL64205 3" x 16"
- ALL64206 6" x 7"
- ALL64207 6" x 14"
- ALL64208 6" x 16"
- ALL64209 6" x 20"

Steel Suspension Tubes

Swaged D.O.M. tubes are black zinc coated.
 3/4" O.D. tubes are .065" thick.
 7/8" O.D. tubes are .083" thick.
 1" O.D. tubes are .095" thick.



NEW SIZES!

Length	1/2" Thread 3/4" O.D.	5/8" Thread 7/8" O.D.	3/4" Thread 1" O.D.
4"	ALL57052	ALL57152	-
4-1/2"	-	ALL57153	-
5"	ALL57054	ALL57154	ALL57254
5-1/2"	-	ALL57155	-
6"	ALL57056	ALL57156	ALL57256
6-1/2"	-	ALL57157	-
7"	ALL57058	ALL57158	ALL57258
7-1/2"	-	ALL57159	-
8"	ALL57060	ALL57160	ALL57260
8-1/2"	-	ALL57161	-
9"	ALL57062	ALL57162	ALL57262
10"	ALL57064	ALL57164	ALL57264
11"	ALL57066	ALL57166	ALL57266
11-1/2"	-	ALL57167	-
12"	ALL57068	ALL57168	ALL57268
12-1/2"	-	ALL57169	-
13"	ALL57070	ALL57170	ALL57270
13-1/2"	-	ALL57171	-
14"	ALL57072	ALL57172	ALL57272
14-1/2"	-	ALL57173	-
15"	ALL57074	ALL57174	ALL57274
15-1/2"	-	ALL57175	-
16"	ALL57076	ALL57176	ALL57276
17"	ALL57078	ALL57178	ALL57278
18"	ALL57080	ALL57180	ALL57280
19"	ALL57082	ALL57182	ALL57282
20"	ALL57084	ALL57184	ALL57284
21"	ALL57086	ALL57186*	ALL57286
22"	ALL57088	ALL57188*	ALL57288
22-1/2"	-	ALL57189*	-
23"	ALL57090	ALL57190*	ALL57290
23-1/2"	-	ALL57191*	-
24"	ALL57092	ALL57192*	ALL57292
25"	ALL57094	-	ALL57294
26"	ALL57096	-	-
27"	ALL57098	-	-
28"	ALL57099	-	-

*New

Heavy Duty 5/8" Suspension Tubes

Heavy duty tubes are built from .160" wall x 7/8" O.D. 1026 D.O.M. mild steel tubing and have 5/8"-18 LH/RH threads.



ALL57350..... 8" Long	ALL57364 15" Long
ALL57352..... 9" Long	ALL57366 16" Long
ALL57354..... 10" Long	ALL57368 17" Long
ALL57356..... 11" Long	ALL57370..... 18" Long
ALL57358..... 12" Long	ALL57372..... 19" Long
ALL57360..... 13" Long	ALL57374..... 20" Long
ALL57362..... 14" Long	

Bent Steel Suspension Tubes

Bent tubes work in place of standard suspension tubes for additional clearance around suspension components. Tubes are constructed of .160" wall tubing with 5/8"-18LH threads on the straight 7/8" O.D. steel end and 5/8"-18RH threads on the curved end.



ALL57008..... 10" Long	ALL57018..... 15" Long
ALL57010 11" Long	ALL57019..... 15-1/2" Long
ALL57012 12" Long	ALL57020..... 16" Long
ALL57013 12-1/2" Long	ALL57021..... 16-1/2" Long
ALL57014 13" Long	ALL57022..... 17" Long
ALL57015 13-1/2" Long	ALL57024..... 18" Long
ALL57016 14" Long	ALL57026..... 19" Long
ALL57017 14-1/2" Long	ALL57028..... 20" Long

Threaded Tubing Ends

Chrome moly 4130 steel tubing ends are ideal for building custom length suspension tubes. Available in RH and LH threads.



Thread Size	Tube End Tubing Size	Insert O.D.	RH Part No.	LH Part No.
10-32	3/8" x .058"	.259"	ALL22500	-
5/16"-24	1/2" x .058"	.384"	ALL22504	-
3/8"-24	5/8" x .058"	.509"	ALL22508	ALL22509
3/8"-24	3/4" x .058"	.634"	ALL22512	ALL22513
1/2"-20	7/8" x .058"	.759"	ALL22518	ALL22519
1/2"-20	1" x .058"	.884"	ALL22522	ALL22523
1/2"-20	1" x .065"	.870"	ALL22526	ALL22527
1/2"-20	1-1/8" x .058"	1.00"	ALL22530	ALL22531
5/8"-18	1" x .058"	.884"	ALL22534	ALL22535
5/8"-18	1" x .095"	.810"	ALL22538	ALL22539
5/8"-18	1-1/4" x .095"	1.060"	ALL22542	ALL22543†
5/8"-18	1-1/4" x .120"	1.010"	ALL22546	ALL22547†
3/4"-16	1-1/4" x .065"	1.120"	ALL22548	ALL22549†
3/4"-16	1-1/4" x .095"	1.060"	ALL22550	ALL22551†
3/4"-16	1-1/4" x .120"	1.010"	ALL22554	ALL22555†
3/4"-16	1-3/8" x .095"	1.185"	ALL22558	ALL22559†

†Tube end has built-in hex for adjusting.

Smart Tool ALL10113

Ensure that chassis tubing is level and plumb when building roll cages or checking driveshaft angles. Powered by a standard 9 volt battery.



Smart Tool Tray ALL10740

Aluminum tray is a nice addition when using Smart Tool on 7/8" and 1" O.D. trailing arms or suspension tubes. Plastic clips allow tray to snap to tube when in tight areas. A bubble level helps provide accurate readings.



Aluminum Hex Suspension Tubes

Used in steering and suspension systems, hex tubes are easy to install and easy to adjust. Available in 7/8" hex with 5/8" threads tapped RH and LH, and 1-1/8" hex with 3/4" threads tapped RH and LH, tubes are black anodized for appearance and corrosion resistance. 6061-T6 material.



Length	5/8" Thread	3/4" Thread	Length	5/8" Thread	3/4" Thread
3"	-	ALL56703	21"	ALL56621	ALL56721
4"	-	ALL56704	22"	ALL56622	ALL56722
5"	-	ALL56705	23"	-	ALL56723
6"	-	ALL56706	24"	-	ALL56724
7"	ALL56607	ALL56707	25"	-	ALL56725
8"	ALL56608	ALL56708	26"	-	ALL56726
9"	ALL56609	ALL56709	27"	-	ALL56727
10"	ALL56610	ALL56710	28"	-	ALL56728
11"	ALL56611	ALL56711	29"	-	ALL56729
12"	ALL56612	ALL56712	30"	-	ALL56730
13"	ALL56613	ALL56713	32"	-	ALL56732
14"	ALL56614	ALL56714	34"	-	ALL56734
15"	ALL56615	ALL56715	36"	-	ALL56736
16"	ALL56616	ALL56716	38"	-	ALL56738
17"	ALL56617	ALL56717	40"	-	ALL56740
18"	ALL56618	ALL56718	42"	-	ALL56742
19"	ALL56619	ALL56719	44"	-	ALL56744
20"	ALL56620	ALL56720			

Unthreaded 72" Hex Suspension Tubes

ALL56672..... 72" x 7/8" Hex For 5/8" Rod Ends
 ALL56772..... 72" x 1-1/8" Hex For 3/4" Rod Ends

Aluminum Suspension Tubes

Clear anodized tubes have a machined wrench flat on one end for ease of adjustment. Tubes have .156" wall thickness, are available in two diameters and a variety of lengths. The 56400 series tubes are 7/8" in diameter and both ends are tapped 5/8", one RH and LH. The 56500 series tubes are 1" in diameter and both ends are tapped 3/4", one RH and one LH. 6061-T6 aluminum.



Length	5/8" Thread	3/4" Thread	Length	5/8" Thread	3/4" Thread
5"	ALL56405	ALL56505	18"	ALL56418	ALL56518
6"	ALL56406	ALL56506	19"	ALL56419	ALL56519
7"	ALL56407	ALL56507	20"	ALL56420	ALL56520
8"	ALL56408	ALL56508	21"	ALL56421	ALL56521
9"	ALL56409	ALL56509	22"	ALL56422	ALL56522
10"	ALL56410	ALL56510	23"	-	ALL56523
11"	ALL56411	ALL56511	24"	-	ALL56524
12"	ALL56412	ALL56512	25"	-	ALL56525
13"	ALL56413	ALL56513	26"	-	ALL56526
14"	ALL56414	ALL56514	27"	-	ALL56527
15"	ALL56415	ALL56515	28"	-	ALL56528
16"	ALL56416	ALL56516	29"	-	ALL56529
17"	ALL56417	ALL56517	30"	-	ALL56530

Unthreaded 72" Suspension Tubes

72" long 6061-T6 aluminum tubes have a .156" wall.
 ALL56472..... 7/8" O.D. Tube For 5/8" Rod Ends
 ALL56572..... 1" O.D. Tube For 3/4" Rod Ends

Aluminum Suspension Tubes

Swaged 1-1/8" O.D. tubes are built from .156" wall tubing and have 5/8" RH and LH threads.



Length	5/8" Thread Black Anodized	5/8" Thread Polished Aluminum
10"	ALL56806-10	ALL56807-10
11"	ALL56806-11	ALL56807-11
12"	ALL56806-12	ALL56807-12
12-1/2"	ALL56806-125	ALL56807-125
13"	ALL56806-13	ALL56807-13
13-1/2"	ALL56806-135	ALL56807-135
14"	ALL56806-14	ALL56807-14
14-1/2"	ALL56806-145	ALL56807-145
15"	ALL56806-15	ALL56807-15
16"	ALL56806-16	ALL56807-16
17"	ALL56806-17	ALL56807-17
18"	ALL56806-18	ALL56807-18
18-1/2"	ALL56806-185	ALL56807-185
19"	ALL56806-19	ALL56807-19
19-1/2"	ALL56806-195	ALL56807-195
20"	ALL56806-20	ALL56807-20
20-1/2"	ALL56806-205	ALL56807-205
21"	ALL56806-21	ALL56807-21
21-1/2"	ALL56806-215	ALL56807-215
22"	ALL56806-22	ALL56807-22
22-1/2"	ALL56806-225	ALL56807-225
23"	ALL56806-23	ALL56807-23
23-1/2"	ALL56806-235	ALL56807-235
24"	ALL56806-24	ALL56807-24
24-1/2"	ALL56806-245	ALL56807-245



Larry Wight

Photo: Mike Johnson



Kody Swanson

Photo: RW Motorsports

Rod Ends

Two-piece spherical rod ends have a pivoting steel ball and are sold each.



Bore x Thread	RH Male	LH Male	RH Female	Strength
Standard Series Steel				
1/4" x 1/4"-28	ALL58004	ALL58014	ALL58034	2,835 Lbs
5/16" x 5/16"-24	ALL58005	ALL58015	ALL58035	4,517 Lbs
3/8" x 3/8"-24	ALL58006	ALL58016	ALL58036	6,323 Lbs
1/2" x 1/2"-20	ALL58008	ALL58018	ALL58038	10,046 Lbs
5/8" x 5/8"-18	ALL58010	ALL58020	ALL58040	15,488 Lbs
3/4" x 3/4"-16	ALL58012	ALL58022	ALL58042	15,894 Lbs
3/4" x 3/4"-16‡	ALL58013‡	-	-	15,894 Lbs
Pro Series Steel (Moly) – Black				
1/2" x 1/2"-20	ALL58058	ALL58068	-	17,000 Lbs
1/2" x 5/8"-18	ALL58059	ALL58069	-	19,300 Lbs
5/8" x 5/8"-18	ALL58060	ALL58070	-	18,000 Lbs
3/4" x 3/4"-16	ALL58062	ALL58072	-	25,000 Lbs
Pro Series Steel (Moly) – Black (PTFE Lined)				
1/2" x 5/8"-18	ALL58079	ALL58084	-	17,650 Lbs
5/8" x 5/8"-18	ALL58080	ALL58085	-	15,200 Lbs
3/4" x 3/4"-16	ALL58082	ALL58086	-	21,400 Lbs
Aluminum – Black				
1/2" x 1/2"-20	ALL58088	ALL58098	-	7,700 Lbs
1/2" x 5/8"-18	ALL58089	ALL58099	-	15,000 Lbs

‡ALL58013 has an oversized hole and is for use with steering shaft tubing.

Heavy Duty 3/4" Chrome Moly Rod Ends

Heavy duty or often referred to as "Aircraft Style", these 4130 chrome moly rod ends have larger bodies, making them 30% stronger than standard 3/4" rod ends. These rod ends are commonly used on Panhard bars and lower strut rods.



ALL99314 ALL99315

ALL99314 RH Male, 3/4" x 3/4"-16
 ALL99315 RH Female, 3/4" x 3/4"-16

3/4" Solid Rod End **ALL58112**

Solid rod ends are built using 1045 steel and are then chrome plated for added wear resistance. End has a body width of 7/8" to match the width of standard rod ends.



Bolt Center Caps **ALL10678**

Caps slip over the head of standard 1/2" bolts to accurately measure the center-to-center length of installed suspension tube assemblies.



Machined step secures the end of a standard tape measure for easy reading of the length to the center of the opposite cap. Caps feature a built-in O-ring that allows the cap to swivel on the bolt head and keeps it from falling off. Package of 2.

Jam Nuts - Standard Hex

Allstar jam nuts have many uses. Great for locking rod ends tightly on suspension tubes or rack and pinion steering units. Package of 4, unless noted.



Size	Steel	Aluminum
1/4"-28 RH	ALL18250	-
1/4"-28 LH	ALL18251	-
5/16"-24 RH	ALL18252	-
5/16"-24 LH	ALL18253	-
3/8"-24RH	ALL18254	ALL18274
3/8"-24 LH	ALL18255	ALL18275
7/16"-20 RH	ALL18256	ALL18276
7/16"-20 LH	ALL18257	ALL18277
1/2"-20 RH	ALL18258	ALL18278
1/2"-20 LH	ALL18259	ALL18279
5/8"-18 RH	ALL18260	ALL18280
5/8"-18 LH	ALL18261	ALL18281
3/4"-16 RH	ALL18262	ALL18282
3/4"-16 LH	ALL18263	ALL18283
3/4"-10 RH	ALL18264†‡	-
7/8"-9 RH	ALL18266† (Sway Bar Adj. Nut)	-
1"-8 RH	ALL56110† (Jack Bolt Nut)	-

†Sold Each.

‡Commonly used with UBM35-1107, 3/4"-10 jack bolt.

Steel Jam Nut Assortments

Assortments contain five each of 1/4"-28, 5/16"-24, 3/8"-24, 7/16"-20, 1/2"-20, 5/8"-18 and 3/4"-16.



ALL18290 35 Asst. RH Jam Nuts
 ALL18291 35 Asst. LH Jam Nuts

Jam Nuts - Small Hex

Specialty jam nuts have smaller outside diameters, allowing smaller wrenches to be used when changing radius rod lengths. Example: with 1/2" bolts the same 3/4" wrench can be used to adjust radius rod or mounting hole locations. Package of 4.



Thread Size	Wrench Size	Steel	Alum.	Black Alum.
5/8"-18 RH	3/4"	ALL18292	ALL18296	ALL18286
5/8"-18 LH	3/4"	ALL18293	ALL18297	ALL18287
3/4"-16 RH	15/16"	ALL18294	ALL18298	ALL18288
3/4"-16 LH	15/16"	ALL18295	ALL18299	ALL18289



Paulie Colagiovanni

High Misalignment Reducer Spacers

Dual purpose spacers reduce fastener size mounting hole and allow the rod end to rotate more than 30° in each direction, which is 25% more than most standard spacers. Stainless steel spacers resist rust and corrosion. Package of 2.



Rod End Size	I.D.	O.D. "A"	Length "B"	Overall Width "C"	Part No.
5/8"	1/2"	.750"	.465"	1.68"	ALL18785
3/4"	1/2"	.890"	.475"	1.825"	ALL18786
3/4"	5/8"	.890"	.475"	1.825"	ALL18787

5/8" Rod End Reducer Spacers

Reducer spacers fit into 5/8" rod ends, reducing the hole size for 1/2" hardware while also spacing the rod end away from chassis brackets. Standard spacers are 3/4" O.D. and flanged spacers have 1" O.D. flanges to help support rod end. Size referenced indicates the amount of space between rod end pivot ball and chassis bracket. Package of 2.



Standard Spacers

- ALL18615..... Aluminum, 1/2"
- ALL18617..... Aluminum, 1"
- ALL18618..... Aluminum, 1-1/4"
- ALL18619..... Aluminum, 1-3/4"



Flanged Spacers

- ALL18611..... Aluminum, 1/4"
- ALL18613..... Aluminum, 1/2"
- ALL18610..... Steel, 1/4"
- ALL18612..... Steel, 1/2"



Rod End Reducer Bushings

Steel bushings reduce the rod end pivot ball I.D. to accept a smaller bolt size.



O.D. To I.D.	2-Pack	10-Pack
1/2" To 3/8"	ALL18565	ALL18565-10
5/8" To 1/2"	ALL18566	ALL18566-10
3/4" To 1/2"	ALL18567	ALL18567-10
3/4" To 5/8"	ALL18568	ALL18568-10

Shock Spacers

Steel spacers have a 1/2" I.D. and 3/4" O.D. and can be used in a variety of other locations.



Length	2-Pack	10-Pack	25-Pack
1/4"	ALL64280	ALL64280-10	ALL64280-25
1/2"	ALL64282	ALL64282-10	ALL64282-25
5/8"	ALL64283	ALL64283-10	ALL64283-25
3/4"	ALL64284	ALL64284-10	ALL64284-25

Aluminum Flat Spacers

Flat spacers are great for shimming and adding additional clearance to brackets for brake calipers, power steering, alternators, dry sump pumps or just about anything to help with alignment issues. Package of 2.



Thickness	3/8" I.D. (11/16" O.D.)	1/2" I.D. (1" O.D.)
1/8"	ALL18740	ALL18760
1/4"	ALL18742	ALL18762
3/8"	ALL18744	ALL18764
1/2"	ALL18746	ALL18766

Tapered Spacers

Universal spacers have many uses including spacing rod ends on linkages to prevent binding or just to provide clearance. Spacers provide a finished look when fitting body panels or spacing components away from floors and firewalls. Package of 2.



I.D.	Small O.D.	Large O.D.	Length	Steel	Aluminum
1/4"	.345	.500	1/4"	-	ALL18700
			1/2"	-	ALL18702
5/16"	.475	.625	1/4"	-	ALL18706
			1/2"	-	ALL18708
			1/4"	-	ALL18712
3/8"	.525	.680	1/2"	-	ALL18714
			1"	-	ALL18716
			1/4"	ALL18570	ALL18590
			3/8"	ALL18571	-
1/2"	.740	.995	1/2"	ALL18572	ALL18592
			3/4"	ALL18574	ALL18594
			1"	ALL18576	ALL18596
			1-1/2"	ALL18578	ALL18595
			1/4"	ALL18580	ALL18597
			1/2"	ALL18582	ALL18598
5/8"	.825	.995	3/4"	ALL18584	ALL18599
			1"	ALL18586	-
			1-1/2"	ALL18585	-
			1/2"	ALL18587	-
3/4"	.950	1.125	3/4"	ALL18588	-
			1"	ALL18589	-



Jimmy Mars

Photo: Ken Kelly



Sam Mars

Photo: Fizzle

Universal Lift Bar for Modifieds

ALL68310

Steel lift bar has 5th coil adjustments from 26" to 34" in 1" increments and is raised 2-1/2" for additional center section frame clearance. Accepts 5/8" RH rod ends (not included).



QC Lift Bar Brackets

Brackets mount to quick change rearends and accept most popular lift bars. Package of 2.



- ALL68313 Steel Lower With 5/8" Mounting Hole ALL68317
- ALL68314 Steel Lower With 5/8" Mounting Hole (3/4" Drop)
- ALL68315 Steel Lower With 3/4" Mounting Hole
- ALL68316 Steel Uppers With 5/8" Mounting Hole
- ALL68317 Aluminum Uppers With 5/8" Mounting Hole
- ALL68318 Aluminum Uppers With 3/4" Mounting Hole

Lift Bar Retainer Clamp

ALL68325

Bracket clamps around 3" axle tubes to provide a mounting point for a lift bar support rod. 1" wide bracket has angled tabs with 1/2" holes for mounting a strut rod with 1/2" rod ends.



Top View

5th Coil Mount ALL60218

1-1/2" aluminum bracket bolts in the center of the chassis to mount a 5th coil shock assembly.



6th Coil Assembly ALL64315

Unit bolts in the center of the chassis to 1-1/2" tubing and the bottom connects to the front of a lift bar using the supplied chain. Accepts a 4" tall by 2-1/2" I.D. coil over spring.



Spring not included.

Brake Floater Brackets

Steel brackets for use on the left rear suspension with GM Metric calipers.



- ALL42187 Bracket With Liner ALL42187
- ALL42188 Bracket With 2 Bearings ALL42188

Steel Bird Cages With Roller Bearings



Steel bird cages are compatible with many types of race cars using four link rear suspensions and feature double shear radius rod mounting brackets for increased strength and reduced flexing. Maintenance free sealed roller bearings provide smooth action through entire suspension range. Kits have multiple shock mounting locations with swivel and solid mounts and also include high misalignment bushings which allow additional radius rod travel to help prevent binding under severe angles. Use with machined axle tubes.

Bird cages with 3.004" bearing provide a more precise fit but additional machining to the axle tube may be required.

- ALL60400 LH With 3.004" Bearing
- ALL60402 RH With 3.004" Bearing

Bird cages with 3.008" bearing are the most popular and require less work for installation.

- ALL60404 LH With 3.008" Bearing
- ALL60406 RH With 3.008" Bearing

Replacement Parts

- ALL99330 Shock Bracket With Swivel Clevis Mount And Spacers
- ALL99331 Shock Swivel Clevis With Spacers
- ALL99332 Shock Clevis Spacers, 1-Pair
- ALL99334 Shock Bracket With Stud Mount And Spacers
- ALL72330 Bird Cage Bearing 3.004"
- ALL72332 Bird Cage Bearing 3.008"

Birdcage Bearings

Replacement bearings for Allstar Performance birdcages and many other brands.

- ALL72330 3.004"
- ALL72332 3.008"

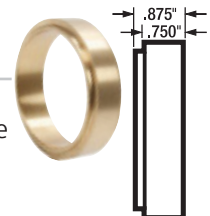


ALL72332

Bronze Birdcage Bushing

ALL72334

Bronze birdcage bushing offers an alternate option when replacing birdcage bearings. Bushing is .875" wide with a 3.015" I.D. and a 3.825" O.D. Sold each.



2-Piece Limit Chain Clamps

2-Piece clamp bolts around most 3" O.D. axle tubes providing a lower mounting point for a suspension limit chain. Two piece design features a nylon liner allowing clamp to be installed without removing existing brake brackets and hubs.



ALL68336..... Steel
ALL68337..... Aluminum

1-Piece Limit Chain Clamps

1-Piece bearing style clamp slides over the end of most 3" O.D. axle tubes providing a lower mounting point for a suspension limit chain.



ALL68332..... Steel
ALL68333..... Aluminum

Retainer Clamps, 2-Piece

Retainer clamp bolts around most 3" O.D. axle tubes to keep bird cages, floater brackets, limit chain clamps in position. 2-piece design allows clamp to be installed without removing existing brake bracket and hub.



ALL68338..... Steel
ALL68339..... Aluminum

Retainer Clamps, 1-Piece

Steel retainer clamp slides over the end of most 3" O.D. axle tubes to keep bird cages, floater brackets, and limit chain clamps in position. Powder coated black finish.



Part No.	Description	Width	Thickness	Mounting Hardware
ALL68326	Lightweight	1/2"	1/8"	1/4"
ALL68328	Lightweight	5/8"	1/8"	3/8"
ALL68327	Heavy Duty	5/8"	1/4"	3/8"

Clamp-On Rings

Steel brackets bolt to 3" axle tubes. Choose from five widths in 1-, 2- and 4-bolt designs.

ALL60143..... 1-Bolt, 5/8" Wide
ALL60144..... 2-Bolt, 1" Wide
ALL60145..... 2-Bolt, 1-3/4" Wide
ALL60146..... 2-Bolt, 2" Wide
ALL60147..... 4-Bolt, 3" Wide



Axle Tube Bracket **ALL68324**

Bracket clamps around 3" wide axle tubes to provide a mounting point for a suspension limiter such as a limiting strap or chain. 1" wide bracket has tabs with 1/2" holes.



Coil-Over Load Bolt Assembly

ALL56074

Threaded aluminum bolt is 6" long with 1-1/8"-12 fine threads and is commonly used as an adjustable travel limiter. Also used with ALL56098 threaded sleeve.


ALL56075..... Replacement Shock End



Suspension Limiter

Single bushing suspension limiter is commonly used on the chassis LR or RR to limit travel during acceleration "hike up" and control roll steer. Dual bushing limiter is often used on the lift bar to control lift bar travel on deceleration. Bushing design reduces or absorbs shock when suspension is limited and helps reduce tire unloading. Top plate is drilled to attach a 1/2" rod end when used in a shock mount or for attaching to a weight jack bolt with 7/16"-20 internal threads using optional chrome moly stud ALL64304. Clevis has a 3/8" hole for simple attachment to a chain or cable.

ALL64300..... Single Bushing Limiter
ALL64302..... Dual Bushing Limiter
ALL64304..... Chrome Moly Stud With Jam Nut



Limiter Chain Kit

Commonly used to limit rear suspension or lift bar travel. Chain can be easily cut to required length. Shrink sleeve installs over chain, and when heated with a heat gun, shrinks to keep chain in position and prevent chain from binding or catching on itself.

ALL64312..... 3/16" Diameter Accepts 3/8" Pin or Bolt
ALL64314..... 5/16" Diameter Accepts 1/2" Pin or Bolt



QC Axle Tube Support Brackets

Brackets provide mounting points for a strut rod assembly to help eliminate flex found in quick change rear ends. ALL68320 attaches to the side bell bolts on most quick change rear ends. ALL68322 has tabs with 1/2" holes and mounts directly onto a 3" axle tube.

ALL68320..... Center Section Mount
ALL68322..... Axle Tube Mount

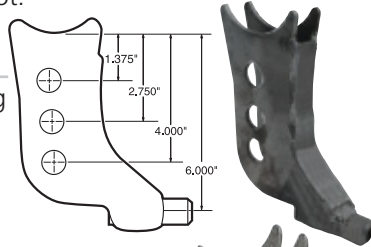


Weld-On Trailing Arm Brackets

Weld lower rear mount brackets to 3" axle tube to mount coil-overs and trailing arms. Brackets are 1/4" thick steel with 1/2" shock hole. Available with either 3/4" trailing arm holes or a 2" long slot.

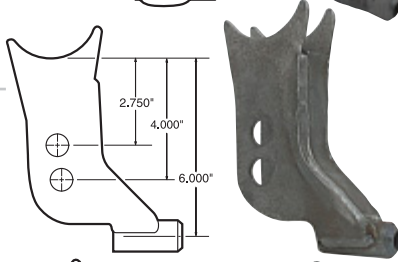
ALL60122

Bracket with three trailing arm holes.



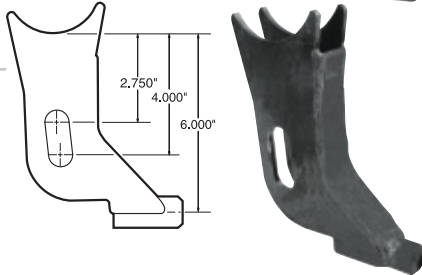
ALL60126

Bracket with two trailing arm holes.



ALL60128

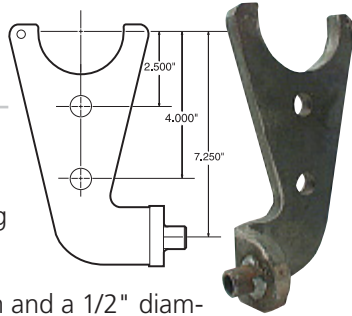
Bracket with 2" slot.



Weld-On Trailing Arm/ Shock Brackets

Flame cut 1/2" thick steel brackets weld to 3" diameter axle tube, providing mounting points for trailing arm and shock. Brackets have two 3/4"-10 threaded holes to mount trailing arm and a 1/2" diameter hole with spacer for mounting a shock.

ALL60110 LH Bracket
ALL60111 RH Bracket

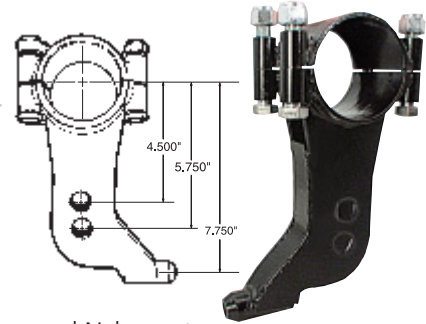


ALL60110

Clamp-On Trailing Arm Brackets

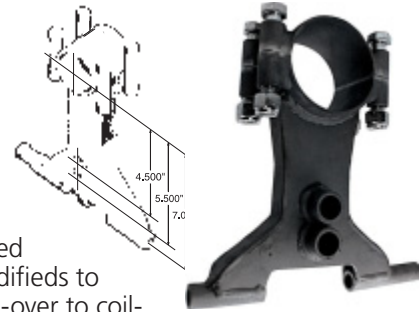
Steel brackets clamp on 3" axle tube for attachment of coil-over shocks and trailing arms. Available with two 3/4" holes or a 2" slot. Grade 5 hardware and Nyloc nuts included.

ALL60134 Bracket With Two 3/4" Holes
ALL60135 Bracket With 2" Slot



Clamp-On Trailing Arm Bracket ALL60136


Universal bracket mounts coil-over eliminator and shock next to axle and mounts trailing arm 4-1/2" below axle centerline, either inside or outside of bracket. Allows Limited Late Models and Modifieds to be changed from coil-over to coil-over eliminator and shock. Grade 5 hardware and Nyloc nuts included.



Clamp-On Trailing Arm Bracket

Steel bracket clamps on 3" axle tube to provide mounts for shock, trailing arm and 5" O.D. coil spring. Grade 5 hardware included.

ALL60140 LH Bracket
ALL60141 RH Bracket



Clamp-On Trailing Arm Bracket ALL60138

Aluminum bracket clamps to a 3" diameter axle tube, has three 3/4"-10 mounting holes for trailing arm location and a 1/2"-13 socket head bolt with two 1/4" spacers for mounting a coil over shock. An additional locking bolt installs into the axle tube to help prevent the bracket from turning. May be used on the right or left hand side of housing, 3.4 lbs.



Chad Simpson

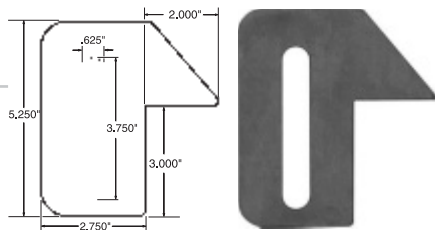
Photo: Todd Healey

Trailing Arm Brackets

Steel brackets can be used as front mount for leaf spring or trailing arm. Assorted styles are available. Sold each.

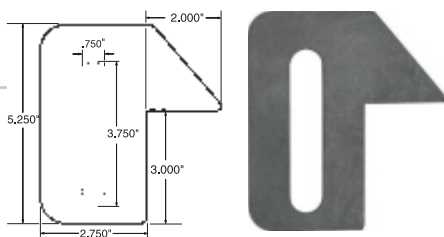
ALL60043

5/8" slot, 3/16" thick, 3-3/4" long.



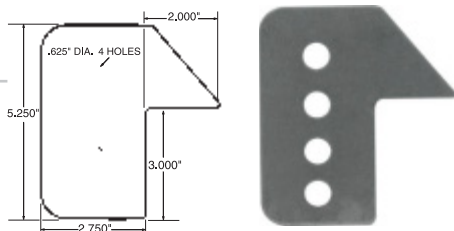
ALL60044

3/4" slot, 3/16" thick, 3-3/4" long.



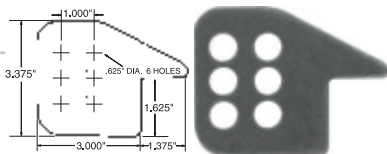
ALL60045

5/8" holes, 1/8" thick.



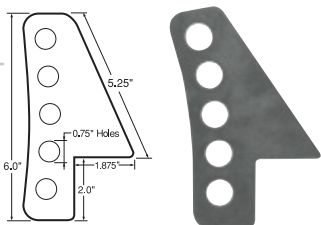
ALL60046

5/8" holes, 3/16" thick.



ALL60048

3/4" holes, 1/8" thick.



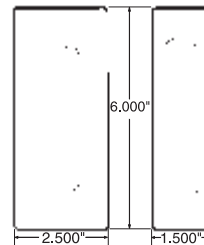
Trailing Arm Bracket ALL60042

Weld-on bracket has a curved 3/4" slot so rear end remains square as the trailing arm is raised or lowered. Notched for 2" x 3" square tubing. 1/4" thick.



Slider Boxes

Slider boxes weld to the chassis and provide an adjustable mount for trailing arms, Panhard bars and upper links. Boxes are constructed of .120" wall material and are 1-1/2" wide x 2-1/2" deep x 6" tall, with a 4" slot that provides 3" of adjustment. ALL60186 4" x 1/2" Slot
ALL60188 4" x 3/4" Slot



Slider Box Quick Adjust Kit


ALL60198

Weld-on kit adds an adjustable feature to standard 3/4" slider boxes. Slider boxes commonly used for trailing arms, Panhard bars and upper links can now be quickly adjusted with a wrench, socket or possibly a remote adjuster. 3/4"-16 threaded adjuster block features a reference indicator.



Slider Box T-Nuts


T-nuts have slot built in to keep them from turning. No second wrench is needed to tighten or loosen. Use with ALL60186 and ALL60188 slider box. Sold each.



- ALL60194 1/2"-13 (Coarse Thread)
- ALL60195 1/2"-20 (Fine Thread)
- ALL60196 5/8"-11 (Coarse Thread)
- ALL60197 5/8"-18 (Fine Thread)
- ALL60192 3/4"-10 (Coarse Thread)
- ALL60193 3/4"-16 (Fine Thread)

Slider Box Rod End Spacers

Spacers are machined to work with ALL60186 and ALL60188 slider boxes, fitting between bracket and rod end to properly space rod end and prevent binding. May also be used as a standard rod end spacer. Package of 2.



- ALL60187 Spacers For 1/2" Slider Box, 2-Pack
- ALL60189 Spacers For 3/4" Slider Box, 2-Pack

Swing Arms

Lower rear suspension link with a 3/4" rod end on one end and threads in the other end to accept a 3/4" RH male rod end. Used on Dirt Late Models and Modifieds.



- ALL56052 13-1/2"
- ALL56053 15-1/2"

GM Metric Trailing Arms

New, stamped steel C-channel arms are strong and sturdy. Improve handling of the rear suspension on 1978-88 GM metric chassis by replacing twisted or worn out rear control arms. Sold each.

ALL57820 Upper, 2.6 Lbs.
ALL57822 Lower, 3.6 Lbs.



Adjustable GM Metric Chassis Trailing Arms

Adjustable steel 1978-88 G-body Metric upper and lower rear end trailing arms are complete with left and right 3/4" rod ends, step spacers reducing to a 1/2" hole and cut to fit stock GM type mounts. Upper arm aids in adjusting pinion angle and centering rear end. Lower arm will adjust wheel base.

ALL57824 Upper
ALL57826 Lower



Replacement Parts

ALL99320 Clevis End For ALL57824
ALL99321 Rod End Bushings, 2-Pack



GM Trailing Arm Bushing ALL56245

Direct replacement, heavy duty polyurethane bushing improves handling and traction. Fits most '65-88 Chevy Chevelle/Malibu, Buick Skylark/GS, Olds Cutlass/442 and Pontiac LeMans/GTO. Accepts 1/2" hardware.



GM Trailing Arm Bushing ALL56247

GM bushing with an elastomer bearing insert improves handling and traction while eliminating bind. Use with stock trailing arms for race or street. Fits most 1965-88 Chevy Chevelle/Malibu, Buick Skylark/GS, Olds Cutlass/442 and Pontiac LeMans/GTO. Accepts 1/2" hardware.



GM Trailing Arm Bushing With Insert ALL56248

Popular GM bushing features an interchangeable polyurethane insert which can be exchanged to increase or decrease rear steer for maximum traction. Bushing includes a 40 durometer insert. Use with stock or adjustable trailing arms. Fits most 1965-88 Chevy Chevelle/Malibu, Buick Skylark/GS, Olds Cutlass/442 and Pontiac LeMans/GTO. Accepts 1/2" hardware.

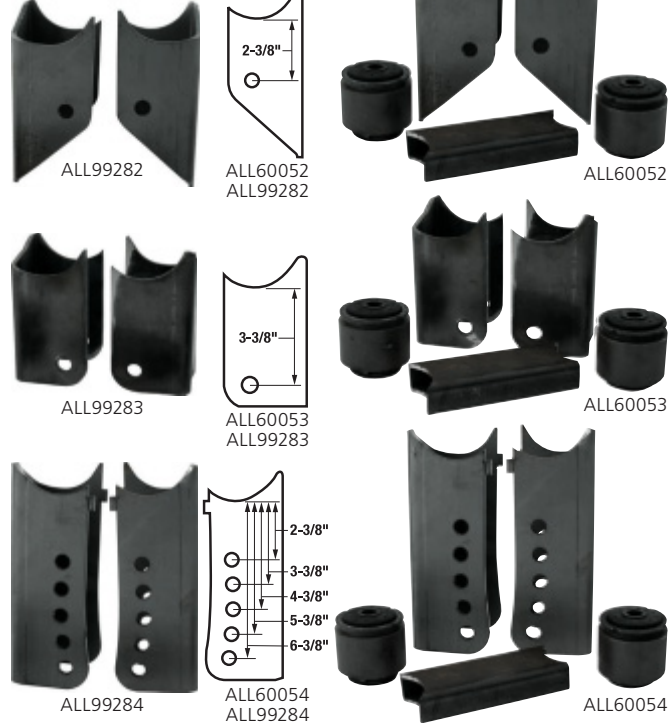


Related Parts

ALL99400 Bushing Insert 40 Durometer (Soft)
ALL99401 Bushing Insert 60 Durometer (Medium)
ALL99402 Bushing Insert 80 Durometer (Hard)

GM Metric Chassis Trailing Arm Bracket Kits

Includes rear upper and lower control arm mounts. Upper mount must be cut to desired height depending upon where housing is located in the chassis.



ALL60052 Kit With Single Hole Lower In Stock Location
ALL99282 Brackets Only, 1 Pair

ALL60053 Kit With Single Hole Lower, Lowered To Increase Traction

ALL99283 Brackets Only, 1-Pair

ALL60054 Kit With Multi-Hole Lower
ALL99284 Brackets Only, 1-Pair

Universal Trailing Arm Brackets

Brackets have three 1/2" mounting holes spaced 1-1/4" apart and may be welded to 3" axle tubes to provide three trailing arm mount locations.

ALL60058 is made of 3/16" steel and welds to the top of the rear end housing, providing an attachment point for upper trailing arms.

ALL60050 Lower Bracket
ALL60051 Shock Bracket For Lower
ALL60058 Upper Bracket



Metric Upper Trailing Arm Mounts

ALL60059

Mounts weld to the top of Ford 9" housing creating a mounting point for GM Metric chassis upper trailing arms. Bushings not included.

NEW!



Lower Spring Cups

Steel spring cup has a 7" wide curved base that welds to the top of a 3" diameter rear end axle tube creating a flat mounting surface for 5" O.D. racing springs. Commonly used to replace OE style "pigtail" lower spring mount. Sold each.

ALL56124 Standard Cup
ALL56123 Lightweight Cup **NEW!**



**NEW
Lightweight
Version!**



Leaf Spring Pad **ALL56126**

Steel pad welds to 3" diameter rear end axle tube when mounting rear end to most leaf springs. Pad is 2-1/2" W by 5-3/4" L and has a 5/8" center pilot hole. Sold each.



Clamp-On Lower Spring Pad **ALL56127**

Steel clamp-on leaf spring pad fits 3" diameter axle tubes. Pad measurements are the same as ALL56126. Sold each.




Aluminum Lowering Blocks

Easily adjust ride height on leaf spring cars. Standard and adjustable styles are available in extruded or billet aluminum. Blocks are 2-1/2" W x 5" L. Sold each.

Part No.	Height	Pin Dia.
Extruded Aluminum		
ALL56130	1"	9/16"
ALL56131	1-1/2"	9/16"
ALL56132	2"	9/16"
ALL56133	2-1/2"	9/16"
ALL56134	3"	9/16"
Billet Aluminum		
ALL56060	3/4"	5/8"
ALL56061	1"	5/8"
ALL56062	1-1/2"	5/8"
ALL56063	2"	5/8"
ALL56064	2-1/2"	5/8"
ALL56065	3"	5/8"
ALL56136*	1-1/2" Adj.	5/8"
ALL56138*	2-1/2" Adj.	5/8"

*Pins on blocks can be adjusted 1-1/4" to the front or rear of center position.



Leaf Spring U-Bolt **ALL68344**

Leaf spring u-bolt fits 3" axle tubes, has a 1/2" diameter and is 10" long. Heat treated steel bolt is sold each.



U-Bolt Pads

Universal style u-bolt pads fit 3" diameter axle tubes and leaf springs up to 2-1/2" wide using 1/2" u-bolt fasteners. Center alignment hole is 5/8" to accept most lowering blocks or spring bolts. 1/4" thick formed steel pads have a gusseted shock mount with a welded bung to accept 1/2" mounting hardware.

ALL60036..... RH Pad
ALL60037..... LH Pad
ALL60038..... Dual Mount Pad



Leaf Spring Slider Box **ALL60034**

Leaf spring slider box replaces conventional leaf spring shackles to enable effortless suspension movement and prevent binding. Box may be welded or bolted directly to chassis, and includes two nylon bushings with spring mounting hardware. Fits 2-1/2" wide Chrysler type leaf springs.



Replacement Parts

ALL99055..... Bushings, 2-Pack


Leaf Spring Slider Box **ALL60035**

Replace rear leaf spring shackles with Allstar's leaf spring slider box. Bolt-in slider box with roller bearing design eliminates leaf spring binding, freeing up car. Fits 2-1/2" wide Chrysler type leaf springs.



Leaf Spring Shackles

6-hole brackets for mounting leaf springs are 9" L x 2" W and have 1/2" diameter holes spaced 1" on center. Package of 2.
ALL60055..... Steel 1/4" Thick
ALL60056..... Aluminum 3/8" Thick



Wheelie Bar Wheels

Billet 6061-T6 aluminum wheels are molded with a durable 4" O.D. polyurethane tire that will not dent or give like a rubber tire. Wheels are available with or without bearings and accept 3/8" mounting hardware. Mounting width: non-bearing wheel is 1-5/8", bearing style wheel is 1-1/4".




Without Bearings (1.625" Wide Mount)

ALL60510 5-Spoke
ALL60512 5-Hole
ALL60514 10-Spoke

With Bearings (1.250" Wide Mount)

ALL60511 5-Spoke
ALL60513 5-Hole
ALL60515 10-Spoke





Tubing Notchers

Notchers render precise joints for more consistent welds and stronger cages. Available in deluxe aluminum or economy steel versions, notchers accept up to 2" diameter stock and automatically align and center tubing. Use in drill press or with hand drill. Notchers adjust up to 45°.



- ALL10400..... Deluxe Aluminum
- ALL10411..... Economy Steel

Replacement Parts

- ALL10402 5/8"-18 Thread Adapter
- ALL10403 Arbor Support Bushings (Pair)
- ALL10404 Arbor With 1/2"-20 Thread



Optional Parts

- ALL10405 Arbor With 5/8"-18 Thread
- ALL10406 Drill Press Mount (ALL10411 Only)
- ALL10407 Arbor Support With Needle Bearings

Note: Tubing notchers include 1/2"-20 arbor thread and 5/8"-18 adapter. Hole saws up to 1-1/8" diameter use 1/2"-20, larger hole saws use 5/8"-18 thread.

Hole Saw Set ALL10412

Use with tubing notchers. Does not include an arbor for a hand drill. Set includes one of each size: 3/4", 1", 1-1/8", 1-1/4", 1-1/2", 1-5/8" and 1-3/4".



Individual Hole Saws

- ALL10413..... 3/4" ALL10417 1-1/2"
- ALL10414..... 1" ALL10418 1-5/8"
- ALL10415..... 1-1/8" ALL10419 1-3/4"
- ALL10416 1-1/4"

Note: Hole saws up to 1-1/8" diameter use 1/2"-20 thread, larger hole saws use 5/8"-18 thread.

Digital Levels

Digital level with magnetic base measures the angle of a single straight surface or the angle of a joint between two straight surfaces. Displayed value on the LCD screen rotates to right side up when digital level is in an upside down position. Powered by three 3V CR2032 batteries (included).



- ALL10742..... Compact Digital Level, 2" x 2" x 1"
- ALL10744 Digital Level, 6" x 2.25" x 1.25"

Smart Tool ALL10113

Ensure that chassis tubing is level and plumb when building roll cages or checking driveshaft angles. Powered by a standard 9 volt battery.



Level Base ALL10741

Level base simplifies notching and bending of round tubing and helps ensure accuracy. Base fastens to standard ballast or weight brackets and clamps to the tube as a reference point when creating parallel, perpendicular, any angle of opposing notches or bends during fabrication. Base accepts most digital levels including ALL10113, ALL10742 and ALL10744 or standard bubble levels.



Digital scale and mounting bracket sold separately.

Individual Mounting Brackets

- ALL14192... 1" ALL14195 ... 1-1/2"
- ALL14193... 1-1/4" ALL14196 ... 1-5/8"
- ALL14194... 1-3/8" ALL14197.... 1-3/4"



ALL14195

Smart Tool Tray ALL10740

Aluminum tray is a nice addition when using Smart Tool on 7/8" and 1" O.D. trailing arms or suspension tubes. Plastic clips allow tray to snap to tube when in tight areas. A bubble level helps provide accurate readings.



Punch And Flare Tools

Add strength and a smooth finish to hole edges. Unique tools can be used to punch and flare new holes, or to flare existing holes. Starting with a small center hole, the punch halves bolt together to cut and flare at the same time.



- ALL11070..... 1-1/2" Dia.
- ALL11072..... 1-3/4" Dia.
- ALL11074..... 2" Dia.
- ALL11075..... 2-1/2" Dia.
- ALL11076..... 2-5/8" Dia.
- ALL11078..... 3" Dia.



Sample Punch and Flare

Tin Snips

Durable tin snips have offset blades to keep hands clear of metal while cutting. Non-slip jaws cut through sheet aluminum and up to 18 gauge low carbon steel. Blade length 1-1/4", total tool length 9-1/4".



- ALL11030..... Red, Left Hand
- ALL11031..... Green, Right Hand

Deburring Tool ALL11036

A fast and easy way to remove burrs from the edges of machined or cut metals. Five-piece kit includes handle, telescopic blade holder and three unique blades. Handle has built-in storage for blades. Blade holder adjusts from 1" to 5".



Body Radius Tool **ALL23100**

Solid oak tool can be used to flare edges of wheel openings when fabricating fenders and quarter panels out of aluminum. Tool has two different radiuses to create the correct flare for your needs.



Sheet Metal Shrinker Stretcher Combo

Make smooth radius curves and contours with Allstar's shrinker/stretcher combo. Shrinker creates inside curves and stretcher expands for outside curves. Each completely assembled tool includes a handle and mounting hardware for securing to a workbench. Tools are capable of forming 18 gauge mild steel, 16 gauge aluminum and 20 gauge stainless. Kit is great for forming fenders, radiator shrouds, or any item needing a smooth radius curve.

ALL11023..... 1 Base With Two Jaws
ALL11024..... 2 Bases With Two Jaws



Spring Steel Drill Bit **ALL23115**

Specially hardened drill bit is required for drilling spring steel. The 17/64" size simplifies installation of 1/4" hardware. Sold each.



Hammer Type Spring Steel Punch **ALL23116**

Hammer type punch places a 1/4" diameter hole 1/2" from the end of most 1" x .062" thick spring steel material. Punch features a built-in stop which positions the material for accurate hole placement. Punch needs to be placed on a hard surface (i.e. concrete floor, steel anvil, etc.) and struck lightly with a 3- to 4-lb. hammer.



Replacement Parts

ALL99013..... Mandrel For ALL23116

Impact Gun Spring Steel Punch **ALL23117**

Impact gun style punch places a 1/4" diameter hole 1/2" from the end of most 1" x .062" thick spring steel material. Punch features a built-in stop which positions the material for accurate hole placement. Punch may be placed in a vice or handheld and impact gun driven using a 3/4" socket.



Replacement Parts

ALL99014..... Mandrel For ALL23117
ALL99173..... Mandrel Bolt
ALL99174..... Top Plate

43/64" Wheel Stud Drill Bit **ALL11045**

43/64" bit is correct for drilling hubs or axle flanges to accept most 5/8" wheel studs with .690" knurl diameter. 1/2" shank.



Fabrication Pencils

Pencil works well for marking lines during metal layout and fabrication.



Multiple uses include marking steel tubing for cutting or notching and marking patterns on painted aluminum or steel sheet metal. Silver reflective marks work best against darker surfaces during cutting or welding for high visibility. Pencil marks are resistant to torch flames and will not burn or rub off.

ALL12064 Pencil, 3-Pack

ALL12066 Mechanical Pencil, With Six Refills

Step Drill Sets

Drill multiple size holes with one bit. Drill sheet metal and aluminum without deforming or distorting. Bits start on contact, deburr, and chamfer while drilling, and do not require a center punch. Titanium nitride coated high speed steel. 1/4" shank.



ALL11041

ALL11040 (3-Piece Set)

Drill Bit	Sizes
Six Step	3/16", 1/4", 5/16", 3/8", 7/16", 1/2"
Nine Step	1/4", 5/16", 3/8", 7/16", 1/2", 9/16", 5/8", 11/16", 3/4"
Thirteen Step	1/8", 5/32", 3/16", 7/32", 1/4", 9/32", 5/16", 11/32", 3/8", 13/32", 7/16", 15/32", 1/2"

ALL11041 (2-Piece Set)

Drill Bit	Sizes
Eleven Step	1/4", 25/64", 35/64", 11/16", 13/16", 7/8", 1", 1-1/8", 1-7/32", 1-1/4", 1-3/8"
Twelve Step	3/16", 1/4", 5/16", 3/8", 7/16", 1/2", 9/16", 5/8", 11/16", 3/4", 13/16", 7/8"

3/16" Drill Bit Stop Collar **ALL18217**

Drill holes to specific depths quickly and easily. Steel collar with Allen set screw locks onto bit for a positive hold. Sold each.



Double Ended Drill Bits

Double ended bits are basically two bits in one. Convenient bit can be flipped around for a fresh sharp bit when drilling panels for Cleco fasteners or rivets. Package of 6.



ALL18201 1/8"
ALL18204 3/16"

Drill Bit For Flange Rivets **13/64" ALL18203**

A common size bit for working with 3/16" flange type rivets. High speed steel bits have black oxide finishes and self-centering tips. Flute length: 1-3/16", overall length: 2-1/4". Package of 2.





Cordless Rivet Gun

ALL18212

Quickly set steel and aluminum mandrel rivets anywhere without the need of an air compressor. Kit includes 3/32", 1/8", 5/32" and 3/16" nose pieces, 3-in-1 spanner wrench, (2) 14.4 volt li-ion batteries, charger and plastic carrying case.



Air Rivet Gun ALL18210

Durable air riveter speeds up assembly and quickly fastens steel or aluminum rivets into various materials. Includes nose pieces for 3/32", 1/8", 5/32" and 3/16" rivets.



Deluxe Air Rivet Gun

ALL18207

Heavy duty air rivet gun can be used with steel or aluminum rivets from 3/32" to 3/16".



Replacement Part

ALL18209 Replacement Jaws for ALL18207

Hand Rivet Gun

ALL18206

Includes interchangeable nosepieces for 3/32", 1/8", 5/32", and 3/16" diameter rivets.



Rivet Gun Adapter For Cordless Drill ALL18205

Adapter is for reversible cordless drills and greatly speeds up the installation of "blind" rivets commonly used when building race car bodies. Tool is a real hand and time saver compared to hand operated rivet guns and is designed for use with all rivets up to 3/16" including 3/16" aluminum mandrel rivets but not recommended for 3/16" steel mandrel rivets. Adapter includes nosepieces for installing 3/32", 1/8", 5/32" and 3/16" rivets.



Threaded Insert Tool Kit

ALL19450

Tool works with a cordless drill to install a threaded insert into a panel or bracket. Inserts are helpful when the backside of the panel is not easily accessible. Simply drill the correct size hole, install the threaded insert onto the mandrel, then place the insert into the hole and tighten using any cordless drill. Once the insert is compressed, reverse the drill and remove the mandrel from the insert. Kit includes mandrel and nosepiece for 1/4"-20, 5/16"-18 and 3/8"-16 inserts, other sizes available separately. Threaded inserts sold separately.



Replacement Parts

- ALL19452 Mandrel and Nosepiece for 8-32
- ALL19453 Mandrel and Nosepiece for 10-24
- ALL19454 Mandrel and Nosepiece for 10-32
- ALL19455 Mandrel and Nosepiece for 1/4"-20
- ALL19456 Mandrel and Nosepiece for 5/16"-18
- ALL19457 Mandrel and Nosepiece for 3/8"-16



Threaded Inserts

Steel inserts are helpful when the backside of the panel is not easily accessible. Inserts work great for frequently removed items including gauge panels, switch panels, access panels and body panels or when mounting items to trailer walls. Inserts are designed for installation using insert tool ALL19450 with coordinating mandrel and nosepiece. Package of 10.



Part No.	Thread Size	Pilot Hole Size	Grip Range	Body Length (Before Comp.)
ALL19460	8-32	17/64"	Up To .080"	.420"
ALL19461	10-24	5/16"	Up To .130"	.475"
ALL19462	10-32	5/16"	Up To .130"	.475"
ALL19463	1/4"-20	13/32"	Up To .165"	.580"
ALL19465	5/16"-18	17/32"	Up To .150"	.690"
ALL19467	3/8"-16	17/32"	Up To .150"	.690"



Ryan Aman

Photo: Chris Simmons

Cleco Pin Fastener Kits

Cleco pins are reusable and easily make a temporary connection between pieces of sheet metal during fitting. Pins will work with thicknesses up to 1/4", kits include pliers and 10 pins.

ALL18221 Kit With 1/8" Pins
 ALL18225 Kit With 3/16" Pins



Cleco Pliers ALL18220

Unique tool readily installs and removes Cleco fasteners.



Pin Type Cleco Fasteners

Cleco pins permit quick, easy installation and removal of sheet metal during fitting. Pins work with thicknesses up to 1/4".



1/8" Dia. Pins

- ALL18222 10-Pack
- ALL18223 25-Pack
- ALL18224 100-Pack

3/16" Dia. Pins

- ALL18226 10-Pack
- ALL18227 25-Pack
- ALL18228 100-Pack

TECH TIP

Drill holes one drill size smaller than the Cleco pin size to assure a tight fit.

Clamp Type Cleco Fastener

ALL18230

Use when drilling is not an option. Smooth throat prevents paint damage, and spring exerts strong clamping pressure. Throat depth is 1" with a maximum clamping range of 1/2".



Quick Turn Fastener Wrench

ALL19400

The Allstar quick turn fastener wrench fits slot head fasteners and reduces the risk of body panel or fastener damage when using screwdrivers for loosening or tightening. Features a non-slip handle.



Quick Turn Spring Adjuster

ALL19405

This tool is a must when adjusting tension of quick turn springs. Simply turn knob on adjuster to evenly pull or push spring without kinking or breaking spring.



Transfer Punches

Used to mark quick turn fastener locations, place transfer punch in the initial hole in weld plate or body panel. Position the panel to be marked over top of punch and lightly tap with a hammer.

- ALL19402 For 5/16" Fasteners
- ALL19403 For 7/16" Fasteners



Quick Turn Spring Fixture

Accurately drill panels when installing quick turn fastener springs. Start with a 1/4" center hole and use the fixture to locate and drill 1/8" holes for mounting the springs. Size listed is spring center-to-center distance.

- ALL19406 Fixture For 3/4" Spring
- ALL19407 Fixture For 1" Spring
- ALL19408 Fixture For 1-3/8" Spring



Spindle Checker Tools

Assure correct alignment of the upper and lower ball joint when checking for bent spindles. Insert slugs into spindle and guide rod will fit through slugs if spindle isn't bent. Kits fit most aftermarket race and GM stock Metric spindles.

- ALL11176 Kit With GM Lower, 2" Taper
- ALL11177 Kit With Chrysler Lower, 1-1/2" Taper
- ALL11184 Kit For GM Metric, 2" Taper




Related Parts

- ALL99140 GM Lower Slug With Nut (2" Per Ft.)
- ALL99141 Chrysler Lower Slug With Nut (1-1/2" Per Ft.)
- ALL99158 GM Metric Lower Slug With Nut (2" Per Ft.)
- ALL99142 Upper Slug With Nut (1-1/2" Per Ft.)
- ALL99159 GM Metric Upper Slug With Nut (2" Per Ft.)
- ALL99143 Replacement Guide Rod

Taper Reamers

Repair or enlarge tapered holes to accept tie rod ends or ball joints. Reamers may be used in a drill with a 1/2" chuck by removing the T-handle.

- ALL11170 Reamer, 7.15°, 1-1/2" Taper Per Ft.
- ALL11172 Reamer, 9.56°, 2" Taper Per Ft.



Taper Reamer Specifications For Ball Joints

Part No.	Taper Specs	Part No.	Taper Specs
Ball Joint		Ball Joint	
ALL56204	1-1/2" Per Ft.	ALL56217	1-1/2" Per Ft.
ALL56206	2" Per Ft.	ALL56218	2" Per Ft.
ALL56208	2" Per Ft.	ALL56220	2" Per Ft.
ALL56210	1-1/2" Per Ft.	ALL56280	1-1/2" Per Ft.
ALL56212	2" Per Ft.	ALL56284	1-1/2" Per Ft.
ALL56214	1-1/2" Per Ft.	ALL56286	1-1/2" Per Ft.
ALL56216	1-1/2" Per Ft.	-	-

Ball Joint Spreader Tool ALL11174

Tool separates ball joint from the spindle. Inside of cylinder is shaped to fit over tapered stud of most ball joints and presses against stud of other ball joint. Not for use on FWD or 4WD applications. Tool is 4" tall fully collapsed and 6" tall fully extended.

Related Part

- ALL11175 1" Extensions (Set of two)



ALL11175



Taps

Tungsten steel taps are titanium coated. Economy taps are available in right-hand and left-hand threads.

- | | |
|---------------------------|--------------------------|
| ALL11060 1/4"-20 RH | ALL11065 1/2"-20 LH |
| ALL11061 1/4"-28 RH | ALL11066 5/8"-18 RH |
| ALL11062 3/8"-16 RH | ALL11067 5/8"-18 LH |
| ALL11063 3/8"-24 RH | ALL11068 3/4"-16 RH |
| ALL11064 1/2"-20 RH | ALL11069 3/4"-16 LH |



NPT Taps

Alloy steel taps work well for chasing and cleaning threads before installing fittings and plugs.

- ALL11056 1/8"-27NPT
- ALL11057 1/4"-18NPT
- ALL11058 3/8"-18NPT
- ALL11059 1/2"-14NPT



Thread Files

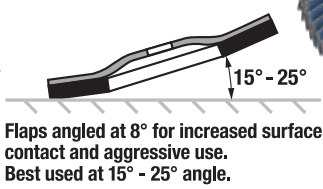
Remove burrs from damaged or rusted external threads on bolts, spindles, axle tubes, threaded shaft, pipe, and pipe fittings. Choose from three different files, each 8-1/2" long. Standard and metric sizes.

- ALL11037 11-12, 13-14, 16-18, 20-24TPI
- ALL11038 9-10, 12-16, 20-27, 28-32TPI
- ALL1103980-1.00, 1.25-1.50, 1.75-2.00, 2.50-3.00mm



Flap Wheel Sanding Discs

Flap discs for 4-1/2" grinders with a 7/8" arbor quickly remove rust and other coatings from a variety of metal, stainless and steel surfaces. Ideal for grinding welds or preparing materials for welding. Sold each.



- ALL12121 60 Grit
- ALL12122 80 Grit
- ALL12123 120 Grit

Emery Cloth Rolls

1" wide emery cloth is perfect for many uses around the shop and trailer including cleaning, deburring and polishing. 150' box.

- ALL12130 60 Grit
- ALL12131 120 Grit
- ALL12132 180 Grit



Twist Lock Backing Pad

ALL12100

Twist lock backing pad accepts 2" twist lock style cleaning or sanding discs and features a 1/4" arbor to work with most drills or 90° die grinders. Pad is rated up to 30,000 rpm.



Twist Lock Sanding Discs

2" O.D. sanding discs are great for sanding a variety of parts and surfaces. Use with ALL12100 twist lock backing pad (sold separately). Package of 10.

- ALL12105 60 Grit
- ALL12106 80 Grit
- ALL12107 120 Grit



Related Part

ALL12100 Twist Lock Backing Pad For 2" Discs

Twist Lock Cleaning Discs

2" O.D. twist lock discs are great for cleaning gasket material or paint from parts and surfaces. Use with ALL12100 twist lock backing pad (sold separately). Package of 5.

- ALL12101 Coarse
- ALL12102 Medium
- ALL12103 Fine



Related Part

ALL12100 Twist Lock Backing Pad For 2" Discs

Safety Wire Twister Pliers

ALL10120

Never lose another race because of loose bolts. Rugged pliers have an end bearing for smoother, faster twisting, especially in tight areas where a second pull is needed.



Safety Wire ALL10121

Stainless steel wire is .032" dia., 1 lb. spool.



Safety Wire Drill Fixture

ALL10122

Accurately drill holes in fasteners, allowing them to be mechanically locked in place with safety wire. Fixture accommodates most 3/16", 1/4", 5/16", 3/8", 7/16", 1/2" and 5/8" socket head and hex head fasteners. Guide bolt tightens against fastener, holding it secure for drilling. Fixture includes two guide bolts and two 1/16" drill bits conveniently stored within the fixture.



Replacement Part

ALL99102 Replacement Drill Bits, 2-Pack


**Dial Indicator
With Magnetic Base ALL96414**

Dial indicator with magnetic base is a necessity when degreasing a camshaft, checking crankshaft end play, deck heights, dome heights, transmission end play or ring and pinion backlash. Universal magnetic base may be mounted anywhere. Shockproof dial indicator has 1" of travel in .001" increments. Base and dial indicator may also be purchased separately.
ALL96415 Dial Indicator Only
ALL96416 Magnetic Base Only



Digital Calipers 0-6" With Case ALL96411

Measure inside, outside and depth dimensions with easy-to-read Metric or SAE LCD display, in .001" increments up to 6". On/Off switch conserves battery and zero setting assures accurate readings. Plastic case provides additional battery storage.



Dial Caliper ALL96410

Quality hardened stainless steel dial caliper is shockproof and capable of measuring items from .001" to 6" in increments of .001". Includes protective carrying case.



**Runout Checker
ALL96440**

Fixture provides an easy way to check for bent torque tubes, drive shafts, torsion bars or radius rods and measures 16-1/2" overall.



Braided Hose Cutter ALL11000



Tired of the jagged edges left after cutting braided hose with a hacksaw? Heavy-duty hose cutter makes clean, snag-free cuts every time. 1-3/8" forged steel jaws will cut up to -20AN steel braided hose.

Replacement Blades ALL11002

Koul Tool Kits

If you have ever struggled while building stainless steel braided lines, the Koul Tool is for you! Insert fitting into the specially designed holder to help guide braided hose into fitting. Kits include tools, fitting adapters for most fittings, detailed assembly instructions and storage case. Not for use with PTFE-style hoses.



- ALL11080 Koul Tool Kit -4AN To -8AN
- ALL11081 Koul Tool Kit -6AN To -10AN
- ALL11082 Koul Tool Kit -10AN To -16AN
- ALL11083 Koul Tool Kit -4AN To -16AN
- ALL11085 -6AN Kit
- ALL11086 -8AN Kit
- ALL11087 -10AN Kit

**Pistol Grip Grease Gun
ALL14300**

Quality gun has comfort grip handle for easy, one hand operation. Gun accepts a standard 14 oz. grease cartridge, features an air bleeder valve to eliminate air lock, and includes a flexible 12" long fill hose.



Grease Gun Tips

Tips reach to grease fittings in tight areas, such as U-joints, and may also be used to grease the ball spline unit on Bert transmissions. The 2" tip replaces the standard end on most guns with 1/8" NPT. Quick release 4" tip includes a small and large sleeve to fit standard couplers. Tips are for hand operated grease guns only.



- ALL14305 2" Grease Gun Tip
- ALL14306 4" Grease Gun Tip

Tubing Cutters

Cut plastic, aluminum, copper or steel tubing without distorting or crushing. Standard cutter works with tubing from 1/8" up to 1-1/8" and has wide rollers for even tracking of cutter wheel, built in reamer for cleaning inside of tubing and an extra cutting wheel. Mini cutter can cut tubing from 1/8" to 5/8" in tight areas.



- ALL11010 Mini
- ALL11011 Standard



Double Flare Tool ALL11015

Double flares 3/16", 1/4", 5/16", 3/8" and 1/2" steel or aluminum and .040" copper tubing at 45°, the most common flare used in custom brake and fuel lines. Includes detailed instructions and a convenient plastic storage case.



37° Flaring Tool ALL11016

This -AN fitting flare tool is essential when working with 37° flared fittings. Tool for use with soft copper, aluminum and brass tubing will precisely flare from -3AN to -10AN and 3/16" to 5/8".



Brake Pressure Gauge ALL11020

Gauge temporarily replaces the bleeder screw in most aftermarket brake calipers with 1/4"-28 thread bleeder screws to measure brake pressure. Swivel head positions the 2-3/4" diameter gauge for easy viewing. Convenient remote bleeder can be used to evacuate air in the system for accurate readings.



Related Part

ALL11022..... Adapter converts ALL11020 and other gauges with 1/4"-28 thread to 10mm-1.50 thread for use with popular GM Metric calipers.

ALL11022

Brake Pressure Gauge Kit ALL11026

Brake pressure gauge kit includes two gauges, allowing one gauge to be used in the front and one in the rear brake system. Compare front to rear pressures to help diagnose problems or to preset your brake bias. Gauges easily replace 1/4"-28 brake bleeders which are commonly found in most aftermarket calipers.



Hard Brake Line Display Rack ALL052


Display, organize, and inventory many lengths of 3/16" steel brake line. Rack measures 17" wide, and has 21 slots which hold 6 pieces each. Pre-punched mounting holes provide easy mounting on wall or display fixture. Not for use with braided brake lines.



Brake Bleeder Bottles


Contain the mess of bleeding brakes by capturing fluid in this 16 oz. bottle with a 15" long hose which attaches to most bleeder screws. The removable cap has a built-in fitting to secure the hose during storage to help prevent spills. Choose from a steel lanyard retainer that suspends the bottle from a chassis or suspension component, or a magnet retainer to secure the bottle to a steel object such as a brake drum or rotor during bleeding. ALL11017 has a magnet retainer and a built-in one way check valve for one person brake bleeding.

ALL11019..... Bottle With Lanyard
 ALL11018..... Bottle With Magnet
 ALL11017..... Bottle With Magnet And Check Valve
 ALL99435..... Replacement Hose **NEW!**




Circle Track Set Up Book ALL043

Track important chassis settings with this 4" x 5" pocket size spiral bound book. Each book has 50 carbon backed pages perforated for easy tear off.




Circle Track Set Up Sheets ALL045

Keep detailed notes and log important information with Allstar set up sheets. Sheets have blank spaces for documenting chassis information such as caster, camber, shock settings, spring rates, tire size and air pressures. 50 sheets per 8-1/2" x 11" tablet.



Drag Racing Log Book ALL046

Keep detailed notes and log important information. Sheets are designed for documenting engine tuning and chassis settings, as well as weather conditions, race results and more. 50 sheets per 8-1/2" x 11" tablet.



Engine Cradles

Engine cradles are available in standard duty or heavy duty, both with provisions for mounting wheels and are made of 1" square tubing with black powder coating. All cradles are for V8 engines, include Grade 5 fasteners and may be easily disassembled for storage. Standard duty cradles accept wheel kits with 3/8" studs. Heavy duty cradles accept wheel kits with 1/2" studs. Wheel kits sold separately.



ALL10130

Standard Duty Cradles


- ALL10130..... SB and BB Chevy
- ALL10138..... GM LS Series
- ALL10145..... SB Ford*
- ALL10147..... SB Ford Modular/Coyote
- ALL10150..... SB Mopar
- ALL10151..... Hemi (5.7 And 6.1)



Standard Duty Wheel Mount

Heavy Duty Cradles

- ALL10132..... SB and BB Chevy
- ALL10139..... GM LS Series
- ALL10142..... Oldsmobile
- ALL10144..... Pontiac
- ALL10148..... SB Ford*
- ALL10149..... SB Ford Modular/Coyote
- ALL10152..... SB Mopar
- ALL10154..... BB Ford
- ALL10156..... BB Mopar†



Heavy Duty Wheel Mount

*Works with stock and most aftermarket blocks including Dart, World, and Ford Boss with ribbed engine mount bosses and bulged water jackets.

†Designed for most Mopar B and RB blocks. Will not work with 392 or 426 "hemi" Engines.

Caster Wheel Kits

Hard rubber wheel kits may be mounted to Allstar engine cradles ALL10130 thru ALL10159. Kits are also available with locking wheels, ideal for storing spare engines in trailer. Standard duty kits feature 3/8" studs and heavy duty models use 1/2" studs. Four wheels per kit.



- ALL10162..... Std. Duty 3" Dia. Kit
- ALL10163..... Std. Duty 3" Dia. With Locking Kit
- ALL10164..... Heavy Duty 3" Dia. Kit
- ALL10165..... Heavy Duty 3" Dia. With Locking Kit
- ALL10166..... Heavy Duty 5" Dia. Kit

SB/BB Chevy Economy Engine Cradle

ALL10171

Cradle is great for storing or transporting engines safely. Designed to fit small and big block Chevrolet engines, cradle is fully welded from 1" square tubing and powder coated black. Cradle has provisions for mounting our standard duty wheel kits with 3/8" wheel studs.



SB/BB Chevy Engine Cradle

ALL10172

A quality cradle for small block and big block Chevrolet engines. Casters included.



SB Chevy 2-Piece Engine Stand

ALL10157


2-piece engine stand constructed from 1" x 2" steel tubing is specially designed to clear most oversized dry sump oil pans with up to a 9" deep sump. Stand includes six 3/8" x 1" grade 5 bolts and accepts wheel kits with 3/8" studs.



Sprint Engine Cradle

ALL10159

Cradle bolts to most stock type and aftermarket SB Chevy blocks, including narrow pattern lightweight and standard bell housing bolt patterns. Slotted front mounts accept most frame width engine mounts. Provisions for standard wheel kits are positioned to support complete engines with attached radiators.



Transmission Stand

ALL10174

Avoid damage and fluid leaks during storage and transport of many popular transmissions. Multi-position stand also keeps the transmission level and clean during servicing. An adjustable rear stabilizer bracket can be moved fore and aft as well as vertically to accommodate a variety of transmissions including Bert, Brinn, Muncie, Saginaw, Richmond and many others. Overall dimensions 11" x 14" x 6".



NOW BLACK!

Engine Lift Handles

ALL10136


Need to move a spare motor when a cherry picker isn't the solution? These machined aluminum sure grip handles will thread into any engine block or cylinder head with 3/8"-16 coarse thread holes. Sold as a set of 4.





Engine Lift Plate ALL10123

Ease engine swaps with the Allstar engine lift plate. Bolts to manifold in place of carburetor. Yellow zinc coated plate fits standard Holley 4150/4160 and 4500 Dominator, Rochester Quadrajct, Carter, Motorcraft, Edelbrock, Edelbrock Q-Jet and Carter AFB carburetors.



All-In-One Engine Lift Plate ALL10137


Engine Plate has provisions to fit all LS GM engine blocks and most Holley 4150/4160 and 4500 series, Rochester Quadrajct, Edelbrock and Carter AFB Carburetors. Plate features three lifting points for various chain positioning which allows engine weight to be balanced or offset. An offset position is especially helpful when angling an engine (with transmission attached) in or out of a vehicle. Constructed of 3/16" thick zinc plated steel.

NEW!



Engine Lift Plates For LS Series GM Engines

Engine plates are designed for lifting LS series GM engines. Installation of lift plate requires removal of the intake manifold and valley cover tray to properly secure lift plate to engine block. Plate features three lifting points, allowing engine weight to be balanced or offset. Made from 3/16" thick zinc plated steel.



ALL10140

- ALL10140 LS Gen III Engine Lift Plate
- ALL10143..... LS Gen IV Engine Lift Plate
- ALL10141..... LS Gen V Engines

Ford EFI Engine Lift Plate ALL10125

Ease engine swaps with the Allstar engine lift plate. Fits standard 5.0L/5.8L EFI intakes: OEM, GT-40, Cobra, Holley, Edelbrock.



Engine Oil Pressure Primer Tank ALL10535

Primer tank supplies initial oil to the oil pump in engines equipped with a crank driven oil pump. Fill primer tank with engine oil, then apply compressed air to force the fluid throughout the engine via the oil pressure sender/switch port to pre-lube the entire engine including the oil pump.



Oil Filter Cutter ALL10538

Tool removes the outer shell of most spin-on style engine oil filters to inspect the filter material for contamination or debris.



Freeze Plug Driver Set ALL96482

Have problems installing freeze plugs? Use these plastic drivers along with a hammer or mallet for simple installation without damaging the plugs or the block. Three sizes per set: 1-1/2", 1-5/8", 1-3/4". (Size refers to size of plug)



Individual Drivers

- ALL96483 1-1/2" Driver
- ALL96484 1-5/8" Driver
- ALL96485 1-3/4" Driver

Cam Bearing Installation Tool ALL96470



For installing cam bearings quickly and easily without damage. Shaft is steel; pilot and driver are aluminum.

LS Main Cap Removal Tool ALL96525

Quickly and easily pull main bearing caps off GM LS series V8 engines, especially those with main studs. Hook tool to the bottom of cap, press down on handles, and the balanced leverage pulls the cap out of the block with one swift motion. 26" long x 4" high.



Rod And Piston Holder ALL96478

Holder safely supports piston and connecting rod assemblies during engine teardowns or assembly. Slots are 4-3/4" L x 1-1/2" W to accommodate most combinations. Holder measures 24" x 12" x 9-1/2" tall and can be disassembled for storage.



Rod Guide Tool ALL96480

Plastic tool slips over 3/8" or 7/16" rod bolts to aid piston installation and eliminate the chance of rod bolts hitting crank. A must for any engine builder's toolbox.




Related Part

- ALL96481..... Rod Guide Tool Extensions 4.5", 1-Pair

Plastigage® Kit ALL96475

Plastigage strings are a simple and accurate way to verify crankshaft, main and rod bearing clearances. Kit includes two green .001" to .003" and one red .002" to .006" (12" long strings), individually packaged inside calibrated sleeves. Detailed instructions are included.



Valve Spring Compressor **ALL96490**

Adjustable C-clamp style compressor will fit most heads including Hemi. Spring cup will fit stock springs up to 1.750" diameter and has a 1.100" "working window" for access to keepers, which may be too large for some small diameter spring/retainer combinations. Compressor has 9/16" hex for use with a wrench, ratchet or impact. This tool will handle spring pressures in excess of 1200 lbs. without slipping off.



Feeler Gauges

Use in engine assembly to check connecting rod side clearance, piston ring end gap, spark plug gap and valve lash. Gauges have Metric and SAE sizing designations etched in each blade. Choose straight or angled sets.



ALL96420..... Straight
ALL96421..... Angled

Valve Lash Wrenches

Allstar Valve Lash Wrenches save precious time and eliminate fumbling with two separate wrenches. Available for Jesel, T&D and other poly-lock style rocker assemblies.



ALL96400 7/16" Box Wrench, 1/8" Allen Wrench, Jesel Assemblies
ALL96401..... 1/2" Box Wrench, 3/16" Allen Wrench, T&D Assemblies
ALL96402..... 9/16" Box Wrench, 3/16" And 7/32" Allen Wrenches
ALL96403..... 5/8" Box Wrench, 3/16" And 7/32" Allen Wrenches

Remote Starter Switch Kit **ALL76205**

Kit includes a low profile, steel cased foot pedal with 8' cord and assorted wire ends to work with many applications. Provides hands free engine cranking when adjusting valves.



Remote Starter Button **ALL76206**

Kit is very helpful for valve lash maintenance when the ignition panel can't be reached. Leads are 60" long and come complete with gator clamps to connect to starter solenoid.



Spark Plug Indexing Tool **ALL96510**

Indexing positions the ground strap of the spark plug properly for best piston dome clearance and un-shrouds the electrode for a more even burn and possible gains of 5-15 horsepower. Works with flat gasket or taper seat 14mm spark plugs. Includes instructions.



Spark Plug Index Shims

Stackable shims index spark plugs at 30° intervals up to 360° properly positioning ground strap in cylinder head for increased power and clearance between spark plug and piston. Shims are intended for use with 14mm flat seat spark plugs only. Package of 24 shims contains 12 silver 60°, 12 black 90°, detailed instructions and dial chart.



ALL96505..... Shim Kit, Standard O.D. (.800")
ALL96506..... Shim Kit, Small O.D. (.720")*

*Shims are designed for close tolerance spark plug pockets such as those on ALL-PRO cylinder heads.

Spark Plug Gap Tool **ALL96515**

Used to set consistent plug gap. Insert plug into holder, then put feeler gauge between ground strap and electrode. Gently turn knurled knob until feeler gauge is snug.



Spark Plug Gap Tool Kit **ALL96516**

Spark plug gap tool quickly and accurately gaps 14mm threaded spark plugs. Thread spark plug into tool, place the correct size feeler gauge beneath the ground strap, then tighten knob to set plug gap. Includes 17 different feeler gauge sizes .010" thru .035".



Port And Polish Kit **ALL11052**

Kit includes an assortment of 60, 80 and 120 grit cartridge rolls for cleaning and modifying intake and exhaust ports to match gaskets, remove casting marks and for smoothing out runners. Two 1/4" mandrels are included with each kit.



Dykem Layout Fluid **ALL12070**

Apply layout fluid to the work surface to enhance visibility of scribes during fabrication. Blue fluid dries in minutes to a uniform, thin film without cracking or chipping. 4 oz. container has a built-in brush under cap. Not intended for use in set up of ring and pinion gear sets.



SB Chevy Engine Covers

Covers protect engines during storage or transport. 1/8" thick polycarbonate material is formed to fit most small block Chevy applications. Short block cover fastens over cylinder head alignment dowels. Manifold cover is designed to replace manifolds with stock port locations and bolt pattern.



ALL96532

ALL96530..... Short Block Cover
ALL96532..... Manifold/Valley Cover



ALL96530



Flywheel Locking Tool

SB/BB Chevy ALL96426

Place flywheel locking tool onto rear block dowel pins to prevent the flywheel from turning while tightening or loosening balancer bolts, flywheel bolts, clutch/pressure plate bolts or cam gear bolts. Locking tool works with 153- or 168-tooth flywheels and flexplates.



SB Chevy Crank Socket ALL96424

Steel socket for rotating the crankshaft during engine assembly features a 1" hex and a 1/2" ratchet drive.



Compression Tester ALL96520

Tester checks cylinder compression from 0 to 300 PSI and features an air-hold valve to reset gauge. One-piece stepped brass end fitting with O-rings fits 14mm and 18mm spark plug threads. Easy-to-read 2-1/2" dial is encased in a metal housing, surrounded by an anti-shock rubber cover. A quick release coupler connects the included 12" flexible hose to the gauge.



Pilot Bushing Install Tool

ALL26115

Driver simplifies installation of pilot bushings or bearings for manual transmissions including Muncie, Saginaw, BorgWarner, T-10 and many other popular transmissions with .590" pilot shafts.



Clutch Alignment Tools

Splined, high-impact plastic tools are helpful when aligning the clutch disc on the flywheel for proper insertion of the transmission input shaft.



ALL14290 1-1/8" Diameter, 10-Spline
 ALL14292 1-1/8" Diameter, 26-Spline

Flexible Magnetic Pickup Tool

ALL14172

Flexible tool bends to multiple positions, extends up to 24" and has a magnetic end to quickly retrieve parts.



Telescoping Magnet ALL14173

A strong (3 pound pull), telescoping magnet that will retrieve dropped tools or fasteners. Tool extends over 2', and retracts to just 5" to fit in a shirt pocket.



Telescoping Mirror ALL14174

A 1-1/4" multi-positional, telescoping mirror for inspecting hard-to-see areas or locating engine oil leaks. Mirror is 6-1/2" long and extends to over 19".



Caps And Plugs

A must for keeping debris out of lines and hoses. Ideal for keeping internal components of dry sump pumps, fuel pumps, pressure regulators, etc. clean during storage. Caps and plugs fit 37° flared fittings and straight threaded ports. Available in plastic and aluminum.



Cap	Plug	AN Size	Thread Size	No. Per Pkg.
Plastic Caps And Plugs				
ALL50801	ALL50811	-3	3/8"-24	20
ALL50802	ALL50812	-4	7/16"-20	20
ALL50803	ALL50813	-6	9/16"-18	20
ALL50804	ALL50814	-8	3/4"-16	20
ALL50805	ALL50815	-10	7/8"-14	10
ALL50806	ALL50816	-12	1-1/16"-12	10
ALL50807	ALL50817	-16	1-5/16"-12	10
ALL50808	ALL50818	-20	1-5/8"-12	5
Aluminum Caps And Plugs				
ALL50821	ALL50831	-3	3/8"-24	20
ALL50822	ALL50832	-4	7/16"-20	20
ALL50823	ALL50833	-6	9/16"-18	20
ALL50824	ALL50834	-8	3/4"-16	20
ALL50825	ALL50835	-10	7/8"-14	10
ALL50826	ALL50836	-12	1-1/16"-12	10
ALL50827	ALL50837	-16	1-5/16"-12	10

Cap And Plug Kits



Kits include five of each size, -3AN to -16AN.
 ALL50800 Plastic Cap Kit
 ALL50810 Plastic Plug Kit
 ALL50820 Aluminum Cap Kit
 ALL50830 Aluminum Plug Kit

Steel Twelve Point AN Wrenches

Steel twelve point AN wrenches with rubber coated handles are commonly used in tight areas such as tightening hose ends on dry sump oil pumps or fuel lines.

ALL11178 -8AN
 ALL11179 -10AN
 ALL11180 -12AN
 ALL11181 -16AN



Funnels

Heavy duty plastic funnels are perfect for topping off fuel or other liquids. Available in several sizes.



- ALL40100..... 6 Qt. Funnel With Brass Screen, Most Common Fuel Funnel
- ALL40102..... 2 Qt. Funnel With Brass Screen
- ALL40104..... 1 Pint Funnel With Brass Screen

Extended Funnels


Funnels with extensions work great for filling fluids in hard-to-reach areas. Standard funnel is useful for power steering, and automatic transmissions. Funnel with flexible extension is ideal for differentials and manual transmissions. Built-in hang tab allows funnel to be secured to body or frame for hands free filling.



- ALL40107..... 1 Pint Funnel With Flexible Extension
- ALL40108..... 1 Pint Extended Funnel

Carb Stand **ALL26200**

Aluminum stand simplifies carb maintenance and will hold carb off of work bench surface. Works with Edelbrock, Quadrajets, and Holley 2- and 4-barrel carbs (except 4500 series).



Filter Cleaning Station **ALL26009**

Filter cleaning station simplifies and speeds up the process of servicing 14" washable air filters. Spray air filter with a cleaner/degreaser as recommended by filter manufacturer, allow a brief time to soak, then flush clean with a garden hose. Allow filter to dry completely rotating as necessary. Once filter is dry, use stand to rotate filter for even application of filter oil, if applicable. For use with washable filter elements only (sold separately).



Tool Tray **ALL14170**

Tool tray measures 12" x 18" x 3", with hooks on one side to fasten to race car nose or sprint/midget front wing and 6" stands on the opposite side so tray will sit level. Tray has 16 holes for spark plug and nozzle holder use.



Carb Hats

Carburetor hats are ideal to cover open carbs and prevent debris from falling into the engine while working in garage or pit area while the air cleaner is removed. 2-1/2" tall carb hats are designed to fit most carbs or throttle bodies with a 5-1/8" diameter neck.



- ALL26040..... Plastic Carb Hat
- ALL26042..... Plastic Carb Hat With Screen, Use When Adjusting Valves
- ALL26043..... Aluminum Carb Hat, Standard Spun Aluminum
- ALL26044..... Aluminum Carb Hat, Deluxe Machined Aluminum With Sealing O-Ring

Note: Hats will not clear choke linkage or shaft on Holley style carbs but will clear choke horn with choke linkage and shaft removed.

Dominator Carb Hat

ALL26041

Plastic carb hat is 2-3/8" tall and fits over the 7-1/4" air cleaner opening of Holley Dominator carburetors to prevent water or debris from entering the engine. Solid cover may be drilled when an air cleaner stud is used.



Sprint Car Wash Plug Set

Aluminum plugs have O-rings for a water tight seal and will keep dirt out of injectors while cleaning sprint car. 4-piece set comes with a nylon storage pouch.



ALL26072

Part No.	Size	Wash Plug Dia.	Stack Dia.
Kinsler			
ALL26072	2-1/4"	2.328"	2.335"
ALL26073	2-11/16"	2.762"	2.790"
ALL26074	2-3/4"	2.848"	2.875"
ALL26075	2-13/16"	2.921"	2.950"
ALL26076	2.90"	2.973"	3.00"
Engler			
ALL26033	2-1/2"	2.632"	2.650"
ALL26035	2-13/16"	2.885"	2.905"
ALL26036	2.90"	2.973"	3.00"
ALL26038	3"	3.073"	3.10"
Hilborn			
ALL26032	2-7/16"	2.483"	2.50"

Sprint Fuel Pressure Gauge

ALL40330

Fuel pressure indicator gauge allows pre-adjustment of the high speed, secondary and main valve opening pressures using a compressed air source. Gauge can be mounted directly to the wall or tool box. 4-1/2" diameter dial has a 0-160 PSI range.





Wheelie Bar Wrenches

Billet aluminum wrench is the perfect tool for adjusting wheelie bar height. A highly visible scale printed directly onto the wrench helps to quickly measure height between 2" to 7" in 1/8" increments. Overall wrench length 9" x 3/8" thick.

- ALL11195 Wrench For 3/4" Jam Nut
- ALL11196 Wrench For 15/16" Jam Nut
- ALL11197 Wrench For 1" Jam Nut



Nitrous Combination Wrench

ALL11151

4-in-1 wrench has four different sizes to accommodate -3AN, -4AN, -6AN line fittings and 1-1/4" bottle fitting. Compact enough to fit in your pocket or glove box for quick bottle changes or to check lines at the track.



Aluminum AN Fitting Wrench Set

ALL11100

Five-piece, aluminum wrench set for use with aluminum AN-style, braided hose fittings manufactured by Aeroquip, Earl's, etc. Sizes included are -6AN, -8AN, -10AN, -12AN, and -16AN. Each wrench is finished in different color anodizing for easy identification. Also sold each.



Individual Wrenches


- ALL11106 -6AN
- ALL11108 -8AN
- ALL11110 -10AN
- ALL11112 -12AN
- ALL11116 -16AN
- ALL11118* -20AN

*-20AN wrench not included in set.

Double-Ended Aluminum AN Fitting Wrench Set

ALL11120

Wrenches make quick work of checking both halves of a fitting when the line is installed on the car. Won't mar fittings like steel wrenches. Wrenches are also sold individually.



Individual Double-Ended Wrenches

AN Size	Hose Wrenches (Red)	Fitting Wrenches (Blue)
-4, -6	ALL11124	ALL11126
-8, -10	ALL11128	ALL11130
-12, -16	ALL11132	ALL11134

Adjustable Aluminum Fitting Wrenches

Eliminate the guesswork of which wrench is needed to tighten, remove or check steel braided hose fittings. Aluminum wrenches prevent damage to fitting and are available in two sizes: 8" for fittings up to a -10AN, and 10" for fittings up to -20AN.

- ALL11152 8"
- ALL11153 10"



Drum/Barrel Pump ALL40114

Hand siphon drum pump dispenses or transfers low viscosity fluids from a 55-gallon drum. Self priming bulb delivers up to 5 gallons per minute. Compatible with gasoline, methanol and nitro methane.



Drum Pump Kit for Utility Jugs

Easily transfer low viscosity fluids from most popular utility jugs without lifting a heavy jug by converting jug into a hand pump unit. Kit includes a cap and hand pump to replace the original utility jug cap. Individual cap may be purchased separately when using an existing pump. Pump siphon tube will need to be cut to length depending on the size of jug used.

- ALL40116 Kit For Use With Scribner Jug
- ALL40117 Kit For Use With VP Jug
- ALL40118 Cap Only For Use With Scribner Jug
- ALL40119 Cap Only For Use With VP Jug



Primer Bottle

ALL40090

Durable plastic squeeze bottle is ideal for priming alcohol engines. Cap has an angled filler tube, with tapered tip that easily fits into the vent tube of carburetor fuel bowl. 16.9 ounce capacity.



Fire Extinguishers

Hand held dry chemical fire extinguishers are perfect for race car, trailer or garage use and include steel mounting bracket and strap, aluminum nozzle and hairpin safety pin. ABC rated, mono-ammonium phosphate based extinguishers are effective against electrical, liquid, grease, wood or paper fires. USCG approved when used with included mounting bracket and retaining strap to secure extinguisher to bracket.

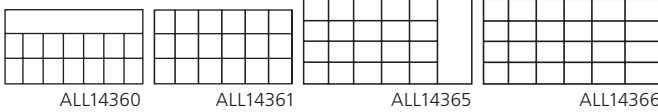


- ALL10500 2.5 Lb., (3-3/8" dia. x 14-1/2" Tall)
- ALL10502 5 Lb., (4-3/8" dia. x 17-1/2" Tall)



Storage Cases

These handy storage cases help organize many items around the shop, trailer or home such as electrical connectors, quick turn fasteners, tire groover and siper blades, small screws, fasteners and many more items. Curved bottom compartments create a smooth scoop, making it easy to remove the smallest of items. Molded-in dividers prevent items from slipping under dividers and accidentally mixing product.



ALL14360 Plastic, 15 Compartment, 11" x 7" x 1-3/4"
 ALL14361 Plastic, 18 Compartment, 11" x 7" x 1-3/4"
 ALL14365 Metal, 21 Compartment, 9-1/2" x 13-1/2" x 2"
 ALL14366 Metal, 24 Compartment, 9-1/2" x 13-1/2" x 2"

Test Light ALL76215

Quickly diagnose electrical problems by testing for current in electrical circuits, relays, switches or fuses. Handheld test light has a 36" lead wire with an insulated clip which fastens to a common ground and a sharp piercing point to probe insulated wire or terminals. Indicator light illuminates identifying powered circuits in 6-12V systems.



Weather Pack Terminal Tool

ALL76264

Tool removes male and female pin terminals from Weather Pack connectors without damage.



Weather Pack Pliers

ALL76221

Weather Pack pliers will crimp most popular 10-22 gauge non-insulated terminals. 8" overall length.



Impact Crimper ALL76135

Excellent for permanently crimping standard cable ends to battery cables.




Wire And Cable Cutters ALL11003

Capable of cutting copper stranded wire from 20 gauge primary wire to 1/0 gauge battery cable. These specially designed cutters will not flatten wire during cutting, which is helpful when installing connectors and building battery cables. Cutters are not designed to cut steel wire.



Ratcheting Crimp Pliers ALL76220

Perform professional quality crimps on most standard electrical connectors. Pliers include jaws for 22-18, 16-14 and 12-10 gauge connectors and are easily compressed with help from the ratcheting mechanism which releases when connector is fully crimped.



Nylon Tie Wraps

Secure electrical wiring, gauge lines and roll bar padding. 100 per bag. Available in black, natural, red, blue, yellow and purple nylon.



Black

ALL14120 3-3/4"
 ALL14122 6"
 ALL14123 7-1/4"
 ALL14124 11-1/4"
 ALL14125 14-1/4"

Natural

ALL14130 3-3/4"
 ALL14132 6"
 ALL14133 7-1/4"
 ALL14134 11-1/4"
 ALL14135 14-1/4"

Red

ALL14126 7-1/4"
 ALL14127 14-1/4"

Blue

ALL14128 7-1/4"
 ALL14129 14-1/4"

Yellow

ALL14136 7-1/4"
 ALL14137 14-1/4"

Purple

ALL14138 7-1/4"
 ALL14139 14-1/4"

Heavy Duty Nylon Tie Wraps

Heavy duty black nylon ties are ideal for emergency repairs and applications that require a secure attachment.

ALL14380 8", 25-Pack
 ALL14381 14", 25-Pack
 ALL14383 21", 10-Pack
 ALL14385 36", 10-Pack



Nylon Flush Fit Tie Wraps

Flush fit design ties have the excess portion of the tie exit in the same direction as the original tie, helping to eliminate the left-on protruding sharp portion found in standard ties. Package of 100.

ALL14395 8" Long
 ALL14396 11" Long



Nylon Tie Wraps With Mounting Holes

Built-in tab with mounting hole to easily secure wiring harnesses, hoses or cables to a panel with rivets or other fasteners. Package of 25.

ALL14390 8" With #10 Hole
 ALL14391 11" With #10 Hole
 ALL14392 14" With 1/4" Hole



Tie Wrap Tool ALL11005

Tired of cuts from nylon tie wraps that have been trimmed with standard wire cutters? This tool does a great job of drawing nylon ties tight around bundles of wires or cables in tight areas and easily cuts flush with a twist of the wrist. ABS constructed tool has steel cutting blades and works with common size nylon wire ties.



Tie Wrap Mounting Bases

Self-adhesive mounting bases provide a location for attaching standard tie wraps to secure wiring, cables and hoses. Bases mount to clean flat surfaces and accept 75# and smaller wire ties. Package of 10.

ALL14116 3/4" x 3/4" Mounting Base
 ALL14117 1-1/8" x 1-1/8" Mounting Base



Radiator Fin Tool Kit

ALL10680

Hand held tool straightens and repairs damaged fins in most radiators, coolers, and air conditioning condensers. Repairing damaged fins provides better airflow through core increasing cooling ability. Six interchangeable heads: 13, 15, 16, 17, 18 and 20 fins per inch.



Blower Fan ALL30002

Compact, 115V, 2.3 amps plastic blower moves up to 300 CFM of air. The quiet electric blower can be adjusted to move cooling air wherever it's needed, up to 30 ft. away. Weighs just 8 lbs. with two built-in receptacles and a 12' long power cord. Optional 5300 BTU heater accessory (sold separately) attaches to front of blower and plugs into one of the receptacles to transform blower into a heater. Heater with blower unit draws 11.7 amps.



Related Part

ALL30003 Blower Fan Heater Accessory, 3 Lbs.

Wall Mount

Radiator Holder Kit ALL12216

Brackets fasten to trailer wall and hold radiator safely in place during transport to avoid damage. Kit includes two 29" long aluminum brackets with adjustment holes at 2" increments and arms to fit radiator cores up to 2-1/4" wide. Adjustable arms are slotted for quick adjustment with included thumbscrew knobs to fit a variety of radiator heights.



Safety Glasses

ALL10258

Comfortable, lightweight, general purpose safety glasses have a clear wrap around lens for maximum visibility. ANSI-Z87.1 rated.



Reusable Corded Earplugs

ALL12000

Corded earplugs fit instantly without rolling or squeezing. Made of a soft material that cleans up easily in warm, soapy water.



Nitrile Gloves

Nitrile gloves protect against dirt and grime and help prevent oil and harsh chemicals from contacting the skin. Gloves are latex and powder free to keep from irritating skin. General purpose gloves are great for light duty uses that are not exposed to chemicals. Chemical resistant gloves work well for general purpose as well as jobs that involve oil, fuel, brake fluid and most cleaning chemicals such as brake and carb cleaners. Package of 100.

General Purpose (Blue)

ALL12020 Medium
ALL12021 Large
ALL12022 X-Large



Chemical Resistant (Black)

ALL12024 Medium
ALL12025 Large
ALL12026 X-Large
ALL12027 XX-Large

Allstar Gloves

General purpose gloves protect hands from everyday abuse in the shop or at the racetrack. Lightweight, elastic weave material with reinforced palm and fingers allows mobility and unrestricted use.

ALL99940 Medium
ALL99941 Large
ALL99942 X-Large



Allstar Apron ALL99962

Black cloth apron has pockets to keep tools close at hand. Reverse apron to place pockets on the inside when grinding tires. Adjustable strap allows one size to fit all.



Deluxe Aluminum

Mud Scraper ALL44165



Remove the stickiest mud and clay without damaging paint or decals. Lightweight and 32" long to reach wings, deck lids and undercarriage. Use the convenient hole in end to hang scraper.

Pressurized Sprayers

Sprayers are great for applying bulk cleaners, degreasers, solvents, penetrating oils and other lubricants. Sprayers have a capacity of 32 ounces. Versatile nozzle adjusts from mist to a stream.

ALL10516 Black
ALL10518 Chrome



Racer's Tape

A hundred uses in the shop or at the track, this is true "Racer's Tape".



1" Wide x 90'

ALL14140..... Silver
ALL14141 Black

2" Wide x 180'

ALL14150..... Silver
ALL14151 White
ALL14152..... Red
ALL14153..... Black
ALL14154..... Yellow
ALL14155..... Blue

2" Wide x 180'

ALL14156..... Orange
ALL14157..... Green
ALL14158..... Burgundy
ALL14159..... Purple
ALL14162..... Teal

3" Wide x 180'

ALL14142..... White
ALL14143..... Black

Gaffer's Tape

Vinyl coated gaffer's tape has a dull appearance and is much stronger than standard racer tape.



2" Wide x 165'

ALL14251..... White
ALL14252 Red
ALL14253 Black
ALL14254 Yellow
ALL14255 Navy Blue

1" Wide x 150'

ALL14245 ... Fluorescent Green
ALL14246 ... Fluorescent Pink
ALL14247 ... Fluorescent Orange
ALL14248 ... Fluorescent Yellow

2" Wide x 45'

ALL14145 ... Fluorescent Green
ALL14146 ... Fluorescent Pink
ALL14147 ... Fluorescent Orange
ALL14148 ... Fluorescent Yellow



4" Wide x 165'

ALL14261..... White
ALL14263 Black

Non-Skid Tape

Heavy duty, non-skid tape is long lasting and may be used in the race car, shop or trailer. Tape will handle temperatures up to 220°F.

ALL14175..... 2" x 10'
ALL14165..... 4" x 10'



Black And White Checkered Tape ALL14149

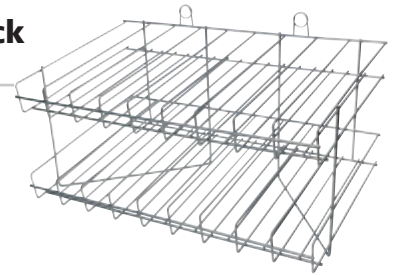
Checkered tape has many uses such as signs, displays, race cars, trailers, etc. Rolls are 2" W and 45' L.



Tape Display Rack

ALL050

Two tier rack's top row holds 180' rolls; the bottom holds 45' or 90' rolls. Tape sold separately.



Air Box Tape

Metallized tape has special adhesives to secure and seal panels. Designed specifically for sealing air boxes and other high heat areas. Rolls are 2" W and 180' L.



ALL14270 Silver
ALL14272 Black




Reflective Tape

Reflective tape is weather and solvent resistant for outdoor use on the side and rear of trailers. Can also be used on safety equipment, motorcycles, farm equipment and large trucks. Material is manufactured with the correct required DOT certification markings. 6" Red/6" White pattern. Rolls are 2" W x 50' L.

ALL14240 Triangle Pattern
ALL14242 Diamond Plate Pattern



ALL14240



ALL14242

Surface Guard Tape

Clear protective polyurethane tape can be applied directly over painted surfaces or decals to help prevent scratching, chipping or other damage. Use on wheel well openings, rocker panels, headlight decals, door edges or anywhere added protection may be required. Tape is 8 mil thick and provides excellent resistance to ultraviolet light. Will not yellow over time.

ALL14275 2" x 30'
ALL14276..... 3" x 30'
ALL14277 4" x 30'



Shipping Tape

Seal shipping boxes and boxes of spare parts.

ALL14160..... Clear 2" x 330' Roll
ALL14161..... Tan 2" x 330' Roll



Tape Gun ALL14163

Use with shipping tape.



Masking Tape

Premium masking tape is ideal for protecting areas when priming and painting. Waterproof backing is suitable for wet sanding and works with baking cycles up to 230° for 60 minutes. UV resistant.

- ALL14235 3/4"
- ALL14236 1-1/2"
- ALL14237 2"

NEW!



ALL14236

Electrical Tape ALL14280

Protect electrical connections and secure wires. 3/4" x 60' roll. UL approved.



Thread Sealant Tape ALL14282

PTFE tape seals threads on pipe connections. 1/2" x 21' roll.



Rescue Tape ALL14285

Rescue tape is a self-fusing silicone repair tape with many uses including sealing plumbing and hoses, insulation of wiring from up to 500° of heat, sealing electrical connections and adding extra grip to steering wheels and tool handles. Resists fuels, oils, and solvents and will not gum up or become sticky like most other tapes. Roll is 1" wide x 12' long x 20mil thick.



Double Sided Tape ALL14288

Double sided tape is a suitable alternative for attaching panels or trim when standard mechanical fasteners are not an option. Tape is ideal for mounting items on trailer walls or attaching aluminum panels in enclosed trailers. Roll is 3/4" W x 15 ft. L.



Cleaning Wipes

Disposable wipes are great for cleaning hands when washing is not an option. Perfect for use after fueling vehicles, making roadside repairs or even as a pre-clean to remove stubborn grease. Durable textured wipes are pre-moistened, citrus scented and enriched with aloe and vitamin E to deep clean and promote soft skin. Resealable package prevents product from drying out.

- ALL12016..... 30 Ct. Pop-Up Dispenser
- ALL12017..... 60 Ct. Pop-Up Dispenser



Scott Rags ALL12005

Multi-purpose cloth-like disposable towels are perfect for shop and trailer. 10" x 14" towels are packaged in a 200 ct. box with pop-up dispenser. Mount to shop or trailer wall with ALL12220 or ALL12240 holders.



Rags-In-A-Box Holder

ALL12220

NEW DESIGN!

Keep your work bench clean and your towels within easy reach! White powder coated steel holder fastens to your shop or trailer wall to keep your boxed shop towels up and out of the way. Works with most popular boxed towels measuring 9-1/2" x 9-1/2".



Shop Towels ALL12006

Blue shop towels are much heavier than standard paper towels and work great for numerous tasks around the shop or track. Rolls contain 60 individually perforated 11" x 9-1/2" disposable sheets.



Shop Towel Roll Holder

ALL12219

Aluminum shop towel holder is 11" wide to hold most standard size towel rolls. Two flip-over clips hold the towel rod in place for easy roll replacement and a weighted plate helps keep towels from unrolling when mounted to trailer or shop wall.



Towels

Soft, absorbent terry cloth towels can be used for polishing, wiping up spills or general detailing. Shop towels belong with every tool box as well as in the shop, garage or trailer.

- ALL12010..... Red Shop Towels, 25-Pack
- ALL12011 White Shop Towels, 25-Pack
- ALL12012..... White Terry Towels, 12-Pack



Microfiber Towels ALL12008

12" x 12" terry microfiber towels are great for polishing, cleaning and many other uses around the shop or when detailing a vehicle. Different color towels keep jobs separated and help eliminate cross contamination between various polishes or cleaners. Package of 3.



Ultrasonic Cleaners

Cleaners use high frequency sound waves to create cavitation bubbles to gently deep clean. Cleaner features a touch screen display to regulate cleaning fluid temperature and machine run time, a stainless steel case, a basket to ease handling of parts and a lid.



- ALL10640..... Small Cleaner - 1 Gallon Capacity, Unit is 13" L x 7" W x 11" H, Basket is 10" L x 5" W x 4" H, Tank depth is 5"
- ALL10642..... Large Cleaner - 5 Gallon Capacity, Unit is 21" L x 13" W x 14" H, Basket is 19" L x 10" W x 5" H, Tank depth is 7-1/2"
- ALL10644..... Cleaner Solution 1-Gallon

Cordless Drill Holders

Secure to shop wall or trailer to keep frequently used cordless drills quick at hand! Holder is 6-1/2" wide and available in white or black.



- ALL12202 White
- ALL12203 Black

Push Broom Holder

ALL12204
Stop tripping over the push broom! Handy bracket mounts to the shop or trailer wall to keep push brooms up off the floor. 9" wide steel bracket holds most standard push brooms or floor squeegees.



Cord Reel Bracket **ALL12206**

Steel bracket mounts most cord and light reels parallel to trailer walls keeping them from protruding into the workspace while allowing cords to easily exit out the rear of the trailer. Mounting bracket is also useful when mounting reels with 3" wide hanging brackets to the side of a pit cart.



Sprint Car Nose Wing Wall Mount Brackets **ALL12214**

Brackets attach to the side of trailer wall to hold a spare sprint car front nose wing safely in place. Powder coated aluminum brackets feature slotted arms which are fully adjustable to accommodate a variety of nose wing shapes and sizes. Sold in pairs with retention straps to keep wing secure.



Aerosol Can Holders

Bolt to trailer or garage wall to hold cans up to 3" in diameter. Sturdy steel construction is pre-painted white.



- ALL12200 Six Can Holder, 23" Long x 3-1/2" Deep x 5-1/2" Tall
- ALL12201 Three Can Holder, 11-1-2" Long x 3-1/2" Deep x 5-1/2" Tall

Aerosol Can Tray

ALL12264

Bolt aluminum can tray in multiple locations of shop or trailer walls to keep frequently used chemicals neatly organized and quickly accessible. Tray measures 16" long x 3-1/2" deep with a 2-1/4" tall front lip.



Oil Bottle Trays


Trays mount to shop or trailer wall and measure 4-1/2" deep making them perfectly sized to hold most quart oil containers. Trays are fabricated from 1/8" thick aluminum and feature a white powder coated finish.



- ALL12265 16" Long Tray
- ALL12268 21" Long Tray

Absorbent Mats

A must for the workshop and trailer. These handy absorbent mats have bonded layers, allowing fluid to spread quickly through material.



15" x 60" Rolls (Perforated Every 10")

- ALL12030 Universal For All Fluid Types (Oil, Coolant, Water)
- ALL12031..... Oil Only
- 100-Pack (15" x 10" Individual Sheets)**
- ALL12032 Universal For All Fluid Types (Oil, Coolant, Water)
- ALL12033 Oil Only

Multi-Purpose Absorbent **ALL12035**

Organic material is a dust free alternative when cleaning up spills. Sprinkle product on spills and sweep up. 5 lb. resealable bag.

NEW!





Ratcheting Tie Down Straps

Tie downs are great for securing vehicles and pit equipment during transport. 2" x 8' long straps have heavy duty plated hardware and a ratchet designed to hold excess strap material as it is pulled through and wrapped up during tightening. ALL10196 has a built-in axle strap with protective sleeve for wrapping around a rear end housing or chassis and then back to itself. The working load limit is the maximum load a strap should be subjected to during normal use.

Part No.	Width	Length	Hook Type	Working Load Limit
ALL10184	2"	8'	Flat	1,660 Lbs.
ALL10188	2"	8'	Direct	1,660 Lbs.
ALL10192	2"	8'	Twist	1,660 Lbs.
ALL10196	2"	8'	Twist	1,660 Lbs.



Race Car Tie Down Package **ALL10209**

Includes two ALL10196 axle combo ratchet straps and two ALL10200 axle tie back straps. Enough tie downs to secure a car to any trailer.



Axle Straps

Axle straps or winch straps work great for wrapping around the chassis or axle tubes when securing a vehicle to the trailer or when winching a vehicle. Adjustable protective sleeve can be positioned as needed to help prevent strap damage from sharp edges. The working load limit is the maximum load a strap should be subjected to during normal use.

Part No.	Width	Length	Hook Type	Working Load Limit
ALL10200	2"	24"-40" Adj.	Twist	1,660 Lbs.
ALL10203	2"	21"	Delta Ring	3,300 Lbs.
ALL10204	2"	21"	D-Ring	1,660 Lbs.
ALL10207	2"	33"	Delta Ring	3,300 Lbs.
ALL10208	2"	33"	D-Ring	1,660 Lbs.



Chassis Tie Down Brackets **ALL60075**

Steel brackets weld to chassis and provide a secure mounting location to hook a tie down strap or winch cable. Set of 2.



Recessed D-Ring **ALL10210**

Heavy duty recessed D-Ring.



D-Ring Backing Plate **ALL60074**

Backing plate strengthens and reinforces the mounting area of Allstar recessed D-rings. Plate may also be used as a template when installing D-rings and is bare steel, allowing plate to be welded in place. 1/4" thick.



Ratchet Binders





Secure extra equipment in the trailer with these 1" wide binders made of heavy duty nylon webbing. Easy, one hand operation. Ratchet binders have a 1,000 lbs. rating.
 ALL10180 Standard 8' Length
 ALL10182 Heavy Duty 16' Length

Aluminum Pit Jack

Lightweight, 3,000 lb. capacity floor jack has a low profile to roll under the lowest slung race chassis. Made of high quality aluminum, jack incorporates a patented hydraulic system to reach maximum height of 17-1/2".

Large, two-piece handle has a spring detent to lock handle halves together. Built-in stops on the jack prevent the handle from falling forward past the 12 o'clock position. Rolls easily on heavy duty rear caster wheels. Optional dirt wing adapts jack for use in unpaved pits.

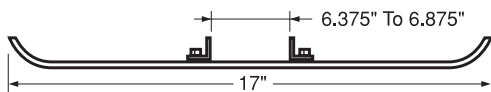
ALL10422 3-Pump, Red
ALL10425 6-Pump, Silver



Notched Spring Cup With Removable Rubber Insert

Dirt Wing For Pit Jack **ALL10426**

Provides a sturdy base when using the pit jack on a dirt surface.



Jack Stands

ALL10124

Jack stands with unitized frame will support three tons. The ratchet locking mechanism assures safe, positive height control. Adjustable from 12-1/2" to 17-1/2". Sold in pairs.



Stack Stands **ALL10254**

Support stands can be stacked together to conserve valuable space in the trailer or shop. Stands are 14" tall with a sturdy 12" x 15" base and rated at 3,000 lbs. each. Sold in pairs.



ALL10254 Steel
ALL10255 Aluminum

Stack Stand Pads

ALL10256

NEW!

Steel reinforced rubber pads bolt to the top of our Stack Stands to help eliminate vehicle movement when located on stands. Pads measure 8-1/2" wide and include two molded-in studs with hardware for easy installation. Drilling is required to Stack Stands for installation. Sold in pairs.



Wheel Dollies

Move cars easily to make more room in garage or race shop. Dollies, in steel or aluminum, have rounded lower sections to safely cradle each tire. Steel dollies are 14-1/2" W x 23-1/2" L with standard casters for use with cars up to 4,000 lbs. Aluminum dollies are 10" W x 16" L with standard casters for cars up to 4,000 lbs. or deluxe ball bearing swivel casters to accommodate cars up to 5,000 lbs. Deluxe casters also include one wheel brake per dolly. All dollies are sold per pair. Ratings stated are when using a combined set of four same wheel dollies.

ALL10129..... Steel, Standard Casters, For Cars Up To 4,000 Lbs. (Single Dolly Rating 1,000 Lbs.)

ALL10134..... Aluminum, Standard Casters, For Cars Up To 4,000 Lbs. (Single Dolly Rating 1,000 Lbs.)

ALL10135..... Aluminum, Deluxe Casters, For Cars Up To 5,000 Lbs. (Single Dolly Rating 1,250 Lbs.)



Chassis Dollies **ALL10625**

Steel chassis dollies allow a car or chassis to be moved around the shop easily and safely. Each dolly measures 30" across the top with high density rubber pads and a single wheel brake to help prevent rolling. Dollies adjust from 13" to 19" high with a removable 1" block on one side for use on sprint cars with a raised rail chassis. Stands also collapse flat for storage in shop or trailer. Dollies are rated up to 2000 lbs. per set and sold as a pair.



Track Mats

Mats fold for easy storage and are ideal for use on asphalt, dirt, in the pits or on the garage floor. Vinyl covered pad measures 52" x 24" unfolded, 12" x 24" folded.

ALL10126..... Black
ALL10127..... Red
ALL10128..... Blue



Moving Blanket

ALL12013

All purpose padded moving blanket is an ideal ground cover at the track, fender/seat cover or moving/storage pad. Quilted with bound edges. 72"x 80".



Race Car Air Jacks

Raise your car in seconds! The Allstar Air Jack system connects to your race car with included weld-on mounting rings or with ALL11305 bolt-on mount kit (sold separately) for simplified installation. Works with a nitrogen tank, requires a hi-pressure regulator and a minimum 400 PSI hose. System will support vehicles up to 3000 lbs. Dirt foot system includes lift cylinders with a large 5" base designed for use in dirt or soft pit areas.



- ALL11300 Kit With 15.25" Stroke Cylinders
- ALL11301 Kit With 15.25" Stroke Cylinders With Dirt Foot **NEW!**
- ALL11302 Kit With 11.75" Stroke Cylinders



Dirt Foot

Kits Include: 4 Lift Cylinders, 4 Safety Props, Weld-On Mounting Rings, Air Coupling, Receiver and Plumbing Kit

Replacement Parts

- ALL11315 Air Jack Cylinder 11.75" Stroke
- ALL11316 Air Jack Cylinder 15.25" Stroke
- ALL11317 Safety Prop For 11.75" Cylinder
- ALL11318 Safety Prop For 15.25" Cylinder
- ALL11319 Mounting Ring Kit
- ALL11320 Complete Plumbing Kit

Related Items

- ALL11305 Aluminum Bolt-On Mount Kit (8 pcs.)
- ALL11310 Pressure Regulator
- ALL11312 Premium Hose Kit

High Pressure Regulator

ALL11310

Nitrogen tank regulator is adjustable from 10-500 PSI and is designed for use with the Allstar Air Jack kit ALL11300.



Premium Hose Kit For

Air Jack System ALL11312

Premium hose kit includes 35' of 500 PSI hose and fittings to connect ALL11300 air jack system to ALL11310 regulator.



Pit Mat ALL10605

Large 10' x 20' black pit mat is made from heavy duty vinyl and includes securing grommets. **NEW!**



Race Car Lift With Pump



Portable lift collapses to a low 3" profile and raises up to 17". Lift is easily positioned under race car to raise off the ground simplifying tire changes and chassis tuning and will support up to 2,400 lbs. Complete system includes a 110VAC, 3/4HP hydraulic pump with cord and plug, hydraulic cylinders with down assist canisters, 1" bolt on risers for cars with raised frame rails, safety struts to lock raised lift in place, assist handle and 20' of hydraulic quick connect hose to attach pump to lift. The pump provides power up/gravity down operation and can be mounted either horizontally or vertically, typically mounted to trailer or a hand cart. A push-button on the motor starts the unit to raise lift. To lower, a manually operated release valve is used for finger-tip control of lowering speed. Pump is compatible with hydraulic fluid, ATF, 10W30 or 10W40 oil (not included). Assembly is required, all hardware included.

- ALL11270 Steel Frame Race Car Lift Kit With Pump
- ALL11272 Aluminum Frame Race Car Lift Kit With Pump

Components

- ALL11271 Race Car Lift Steel Frame, Only
- ALL11273 Aluminum Frame Only
- ALL11274 20' Hydraulic Hose
- ALL11275 30' Hydraulic Hose
- ALL11276 Steel Handle
- ALL99275 Lifting Cylinder Left
- ALL99276 Lifting Cylinder Right
- ALL99277 Hose (Tee To Cylinder)
- ALL11280 110V Hydraulic Pump, Only
- ALL99273 Down Assist Cylinder
- ALL99274 Replacement 90 Degree Cylinder Fitting

Pit Cart Chassis ALL10600

Universal kit is a good starting point for building your own custom pit cart. Welding is required and the kit includes all the necessary components to get you off the ground with a rolling platform. Includes a pre-welded front cross member, spindles, steering components, 1" x 2" steel frame tubing with main rails drilled for rear axle, pre-welded rear axle assembly, wheels, tires and a handle. Frame width is designed to be 14" and a maximum frame length of 60" with a 53" wheelbase. Frame may be shortened as needed.



Air Hose

3/8" rubber hose with durable outer coating is weather, oil and solvent resistant. Maximum operating pressure is 200 PSI, burst pressure is 800 PSI. Solid brass 1/4" NPT end fittings.
 ALL10526 Air Hose 25'
 ALL10527 Air Hose 50'



Nitrogen Bottle Holder

ALL12210

Attach to trailer or shop wall to secure 9-1/4" diameter nitrogen bottle in upright position. Heavy steel bracket has a 1-1/2" wide hinged strap that pivots for easy bottle replacements. Overall bracket length is 17-1/2" with mounting holes 16" on center. Set of two.



Pit Sockets

The same pit sockets used by many top race teams. Steel sockets have a 1/2" drive to work with most impact guns and a machined lug nut end (not hex), for use with 1" lugnuts.

ALL10230 2-1/4" Tall, CNC Machined
 ALL10232 3-1/4" Tall, CNC Machined
 ALL10233 3-1/4" Tall, Economy



Hex Pit Sockets With Extension

Hex style pit sockets with a built-in extension prevent extension and socket from separating during wheel changes. Bright powder coated finish provides a durable coating and helps prevent loss in dark pit areas.



3/8" Drive

ALL10234 5"
 ALL10235 12"

1/2" Drive

ALL10239 5"
 ALL10240 12"

Super Sockets With Extension

Pit sockets are available with 5" or 11" extensions and include our Super Socket for fast wheel changes without jamming lug nuts. Sockets fit 1" lug nuts and are used with 1/2" drive impact guns.

ALL10242 5"
 ALL10241 11"



Quick Spin Lug Wrench **ALL10107**

Sturdy lug wrench is made of 7/8" diameter tubing with a deep 1" socket welded to one end and a sealed bearing pressed on the other. Overall length is 18" with 7-1/2" handles. Gray powder coated finish.



Economy Quick Spin Lug Wrench

ALL10108

Lug wrench is a 1" diameter tube with a shallow 1" socket welded to one end and rotating piece of plastic pipe attached to the other. The 10" handles are angled with rubber grips and the overall length is 23".



Wheel Wrench **ALL10655**

Sprint car wheel wrench features a removable sleeve adapter to fit heavy duty and lightweight axles. Six-point socket fits 3" axle hex nuts. Black powder coated aluminum construction.



Aluminum Air Tanks

Portable lightweight aluminum tanks provide an easy way to air up tires. Welded tanks will not rust or corrode and are pressure tested to military specifications up to 300 PSI.

ALL10531 7" x 10" Horizontal Tank, 1-1/2 Gallon
 ALL10532 7" x 24" Vertical Tank, 2-3/4 Gallon
 ALL10530 9" x 11" Horizontal Tank, 2-3/4 Gallon
 ALL10534 9" x 20" Horizontal Tank, 5 Gallon



Replacement Parts

ALL99340..... 0-200 PSI Gauge
 ALL99341 Hose With Chuck
 ALL99342..... Brass Manifold



Tire Log Decal

Easy to write on, vinyl decal is handy when recording important tire information at the track. 8-1/2" x 2".



ALL047..... 4-Pack
 ALL047-40.... 40-Pack



Tire Pressure Gauges

2" gauge has a 12" flex hose with swivel chuck and pressure release valve. Accurate to within +/- 1%.

- ALL44076..... 0-20 PSI
- ALL44077..... 0-40 PSI



ALL44077

Tire Pressure Gauges, Glow In The Dark

Tire pressure gauge has a glow in the dark face. Swivel chuck rotates 360° on a 14" long rubber hose for easy placement on valve stems with leak free operation. A rubber cover surrounds the gauge for added protection against drops and has a ribbed molded pattern for increased grip. Gauge also features a built-in pressure release valve for removing air in small amounts for precise pressure adjustments.

2-1/4" Diameter

- ALL44056..... 0-15 PSI, 2-1/4"
- ALL44057..... 0-30 PSI, 2-1/4"
- ALL44058..... 0-60 PSI, 2-1/4"

4" Diameter

- ALL44046 0-15 PSI, 4"
- ALL44047..... 0-30 PSI, 4"
- ALL44048 0-60 PSI, 4"



ALL44047

Tire Gauge Holders

Secure holder to shop or trailer wall to keep tire gauge conveniently located. Aluminum holder works with most tire gauges and has wrap around sides to hold gauge in place.



ALL12259

- ALL12259 Holds Gauges Up To 3-1/2" O.D.
- ALL12260 Holds Gauges Up To 4" O.D.


Valve Stem Puller ALL44032

Puller threads onto valve stem and properly pulls rubber valve stems into place. Large rubber block protects expensive wheels and creates leverage when pulling.



Valve Core Tool ALL44030

Easily remove and install new valve cores. Base of handle has a machined pattern to aid with grip. Ergonomically designed and crafted from stainless steel. Measures 3" overall length.



Tire Durometer ALL44034

Easily check tire hardness. Includes storage pouch.



Stagger Gauge ALL10116

Measures tire diameter and automatically converts it to circumference. Strong tubular gauge will not flex and will provide accurate, consistent stagger measurements every time. Gauge measures from 65" to 115" in 1/4" increments.



Replacement Part

ALL99044 Tape Decal

Tire Tape Measures

10' long tapes are ideal for measuring tire diameters and checking stagger.

- ALL10111 Economy
- ALL10112 Deluxe



ALL10112

Tire Crayons

Ideal for temporary tire marking. 1/2" x 4-5/8".

- ALL12060 White
- ALL12061 Yellow



Paint Markers

Long-lasting, weather, water, and UV-resistant markers work on glass, plastic, rubber and metal. Durable fiber tip permits fine or bold lines. Perfect for indicating tire stagger. Quick dry, lead-free paint.

- ALL12050 Aluminum
- ALL12051 Yellow
- ALL12052 White
- ALL12053 Red
- ALL12054 Blue
- ALL12055 Light Blue
- ALL12056 Black
- ALL12057 Orange



Sharpie Markers

Fine point permanent markers **NEW!** work great for many uses around the shop or track which includes layout and fabricating, marking tire sizes, gear set ratios, jet sizes, etc. Sold each.

- ALL12072 Black
- ALL12073 Silver



Electric Tire Prep Stand

ALL10565

Electric tire prep stand eases grooving, siping, grinding and even cleaning of tires. Two-way switch permits clockwise or counterclockwise rotation. Foot operated pedal controls the rotation of the tire. A 110V accessory outlet is included for convenient plug-in of siper or groover. Stand will accommodate 5x5 or Wide 5 wheels.



Individual Components

ALL10566 Electric Motor Assembly Only

ALL10567 Cart Only

Tire Tool Adapter **ALL10570**

Tire tool adapter is designed for use as an accessory to Allstar's electric tire prep stand ALL10565. Adapter arm with cushioned handles slides left and right to allow tire tool access to the entire width of tire. All mounting hardware is included. Adapter accepts ALL10551 tire tool head (sold separately).



Related Part

ALL10551..... Tire Tool Head (Needler)



Tire Perforator Tool

ALL10550

Tire tool perforates tire surface for better traction. Steel roller is 2" wide with a series of 1/4" tall, straight pin rows. 5" wood handle. Use caution when handling and storing tool; pins are needle sharp.



Tire Sander Holder

ALL10569

Bracket bolts to electric tire prep stand and holds ALL44185 sander.



Grooving Iron Holder **ALL10568**

Bracket bolts to electric tire prep stand and holds two Ideal style grooving irons.



Tire Siper Holder

ALL10571

Bracket bolts to electric tire prep stand and holds ALL10266 heated tire siper.



High Torque Electric Tire Prep Stand

ALL10575

Electric tire prep stand with high torque motor is a heavy duty version of Allstar's standard tire prep stand that provides increased reliability and power when servicing tires. Prep stand eases grooving, siping, grinding and even cleaning of tires. Two-way switch permits clockwise or counter clockwise rotation. A foot operated pedal controls the rotation of the tire. A 110V accessory outlet is included for convenient plug-in of siper or groover. Stand will accommodate 5x5 or Wide 5 wheels.



Individual Components

ALL10576 Wheel Mount/Motor Assembly

ALL10577 Cart/Stand For ALL10576

Related Parts

ALL10572 Tire Tool Adapter

ALL10574 Tire Wrapper Attachment

ALL10569 Tire Sander Holder

ALL10568 Grooving Iron Holder

ALL10571 Tire Siper Holder



ALL10577

Tire Tool Adapter For High Torque Tire Prep Stand **ALL10572**

Tire tool adapter is designed for use as an accessory to Allstar's high torque electric tire prep stand ALL10575. The adapter's arm features cushioned handles and slides side-to-side, allowing perforator tool access to the entire width of tire. A retractable leg helps support and stabilize the tire tool adapter and unit. Adapter also has mounting holes to accept the ALL10574 Tire Wrapper Attachment (sold separately) to wrap tires after prepping.



Tire Wrapper Attachment

ALL10574

Tire wrapper attachment mounts directly to tool perforator adapter ALL10572 to easily wrap tires after prepping. Attachment accepts tire wrap tubes up to 18" wide with a core I.D. of 3".

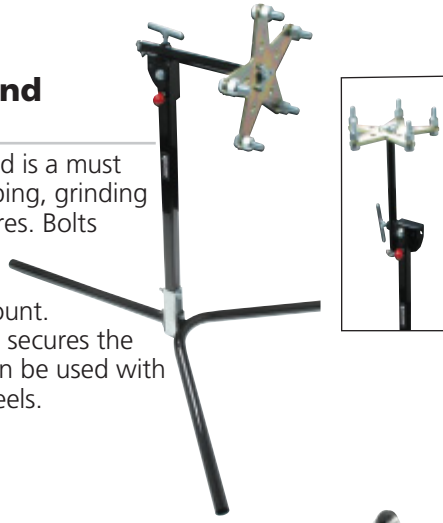




Tire Prep Stand

ALL10555

Steel tire prep stand is a must when grooving, siping, grinding or even cleaning tires. Bolts together, and the pivoting head eases initial tire mount. A locking T-handle secures the head assembly. Can be used with 5x5 or Wide 5 wheels.



Tire Prep Mount **ALL10561**

Manual steel tire prep mount eases grooving, siping, grinding or even cleaning tires. Special one-way bearings prevent "roll back" when grooving or siping. Bolt to a wall stud or other solid surface. Can be used with 5x5 or Wide 5 wheels. ALL10562 wall swivel (sold separately) allows use at various angles.



ALL10562 Swivel Wall Mount Bracket

Multiple Head Tire Siper **ALL10552**




Unique tool comes with multiple siping heads allowing you to switch between heads in a matter of seconds, saving hours of time. Complete with diagonal, cross and circumference heads along with a 3/4" solid rod end to attach to most tire grooving machines.

Tire Sipers



Get more sipes per swipe! 6-blade and 14-blade sipers quickly and precisely sipe tires for better traction. Units have adjustable sipe depth. Lightweight sipers use standard utility blades and are constructed for heavy duty use.

ALL10265 6-Blade, Black (Push Or Pull)
 ALL10264 14-Blade, Red (Pull Only)



Heated Tire Siper


ALL10266

Sipe tires quickly and effortlessly while maintaining precise control. Siping can greatly improve traction by allowing the tire to reach and maintain optimum temperature. A locking lever and blade clamping screw secures up to 13 blades in the head assembly. Blades can be easily positioned up or down to desired cutting depth. A built-in blade rail holds blade strips in place while individual blades are snapped away. Tool heats in 10-15 minutes. 110V plug in operation only.



Replacement Parts

ALL99104 Tension Lever Kit
 ALL99109 Heating Element



Siping Blades **ALL99108**

Siping blades are designed to work in ALL10266 Heated Tire Siper and ALL10540 8-Blade Siping Head. Four strips contain six individual break-away blades that are easily removed or separated using needle nose pliers. Package of 24 blades.



Siping Heads

For use with Ideal IHK 125 grooving iron, heads have spacers to convert grooving iron to a multi-blade siping tool. Blades for siping sold separately.

ALL10545 4-Blade #3 Head
 ALL10546 4-Blade #4 Head
 ALL10547 6-Blade #2 Siping Head
 ALL10548 6-Blade #3 Siping Head



ALL10545



With Blades

Related Parts

IHKBL02 #2 Blades, 12-Pack
 IHKBL03 #3 Blades, 12-Pack
 IHKBL04 #4 Blades, 12-Pack

Multi-Blade Siping Head **ALL10540**

Siping head converts standard two blade pistol grip sipers into an eight blade siper. Head holds up to eight individual break-away style blades that can be adjusted as needed for desired cutting depth. Head works with pistol grip and other heated sipers that accept a .400" round mandrel. Blades are sold separately.



Related Part

ALL99108 Siping Blades, 24-Pack

Tire Sander

ALL44185

Extend the life of used tires by removing a thin, hardened layer of rubber. Heavy duty 7" Milwaukee sander with 2.25 HP/13 amp motor, has a 0-6000 adjustable RPM range to compensate for varying tire hardness and features a 10' detachable cord. Backing pad and discs are sold separately.



ALL44184..... Filter For Tire Sander
ALL99134..... Replacement 10' Cord for ALL44185 Tire Sander

Backing Pads And Sanding Discs

Backing pads are designed to work with the ALL44185 Tire Sander or other sanders that have a 5/8"-11 arbor. Sanding discs are specific to each backing pad and sold in packs of 5.

7" Backing Pad And Sanding Discs

Backing pad is a multi-piece unit that features a hard backing. The sanding disc is secured to the sander along with the backing pad and reinforcing disc with one spanner nut.

ALL44186..... 7" Backing Pad
ALL44187..... 7" Sanding Discs, 36 Grit




8" Backing Pad And Sanding Discs

Backing pad is a one-piece unit that features a soft foam backing and a molded-in threaded insert to mount directly to the sander. The backing pad accepts hook-and-loop style sanding discs.

ALL44188..... 8" Backing Pad
ALL44189..... 8" Sanding Discs, 36 Grit
ALL44198..... 8" Sanding Discs, 24 Grit **NEW!**
ALL44197..... 8" Sanding Discs, 16 Grit **NEW!**



Tire Grinding Discs



Grind off the hardened outer "skin" on used dirt track tires and create round, aggressive sipes to increase traction. Use caution when handling and storing nail head disc, pins are needle sharp.

Part No.	Description	Diameter	Arbor Hole
ALL44180	Rounded Disc, 23 Grit	4"	5/8"
ALL44181	Flat Disc, 23 Grit	4"	5/8"
ALL44182	Rounded Disc, 16 Grit	7"	7/8"
ALL44183	Nail Head Disc	7"	7/8"
ALL44196	Nail Head Disc	8"	5/8"

Safety Note: To prevent bodily injury the tire must be mounted on the car or secured in a tire holder. Eye and hand protection is required.

Bead Breakers

Convenient tool makes quick work of breaking down even the most stubborn tire beads.

Durable steel construction with rubber hand grips. Standard and wide jaw breakers are for use with most 15" wheels. The adjustable arm version ALL44028, allows bead breaker to be used on most 10", 13" or 15" wheels simply by changing the length of the arm. Wide jaw bead breaker works well with soft sidewall tires, helping prevent damage to sidewall. Clamp the hook and inside jaw against the rim, while maintaining slight pressure on the outside handle press down on the inside handle using the outer jaws to separate the tire from the rim, moving around the rim as needed.



ALL10105 Standard-Jaw Bead Breaker
ALL44028..... Standard-Jaw Bead Breaker With Adjustable Arm
ALL10106 Wide-Jaw Bead Breaker

Tire Spoons

Steel tire spoons help to mount and dismount tires after bead has been broken. Various sizes are available to work with most tire/wheel combinations. Small tool works well to fit inside tire during removal while rounded ends help prevent damage to tire and wheel.

ALL10103..... 24" Straight With Round End
ALL10104 16" Curved With Flat End
ALL44037..... 16" Curved With Round End
ALL44036..... 9" Curved With Round End



Ken Schrader

Photo: STL Racing Photos



"All-In-One" Heated Tire Groovers

Self-contained groover has built-in temperature controls, eliminating the additional cord and separate control box common with other groovers. Don't let the small package fool you; this groover has the ability to cut small intricate grooves yet still handle removing material up to a 1/2". Tapered, razor sharp blade grooves fast and easy. To operate, insert a single blade into groover, set blade height with a tire depth gauge and set the power level. Place the cutting edge against the tire surface and obtain instant heat by simply squeezing the trigger. Groover features a Hi/Low toggle switch and a temperature control dial in the handle for setting desired heat level. "All-In-One" groover requires "All-In-One" blades; do not use standard groover blades with this groover.



ALL10770

- ALL10770 110V Groover Includes 1 Each 4/32", 5/32", 6/32", 8/32" and 10/32" Flat Blades.
- ALL10772 220V Groover (Intended For International Use) Power cord requires the attachment of a 220 volt, grounded, 3-prong plug (not included). Includes 1 Each 4/32", 5/32", 6/32", 8/32" and 10/32" Flat Blades.

Replacement Parts

- (for ALL10770 and ALL10772)
- ALL99300... Head Assembly
 - ALL99301... Head Rebuild Kit
 - ALL99302... Blade Clamps, 1-Pair
 - ALL99303... Clamp Nuts, 1-Pair
 - ALL99304... Clamp Screws, 1-Pair
 - ALL99305... Cradle Springs, 1-Pair
 - ALL99306... Slide Pads, 3-Pair
 - ALL99307... Hex Wrench



Allstar Gloves

General purpose gloves protect hands from everyday abuse in the shop or at the racetrack. Lightweight, elastic weave material with reinforced palm and fingers allows mobility and unrestricted use.



- ALL99940 Medium
- ALL99941 Large
- ALL99942 X-Large

Allstar Apron ALL99962

Black cloth apron has pockets to keep tools close at hand. Reverse apron to place pockets on the inside when grinding tires. Adjustable strap allows one size to fit all.



Heated Tire Groovers

Groovers add extra traction in minutes. Tapered, razor sharp blade grooves fast and easy. To operate, insert a blade into groover, set blade height with a tire depth gauge and set the power level. Features triggerless activation – simply place the cutting edge against the tire surface and press down for instant heat. Includes 2 each 4/32", 6/32", 8/32" and 10/32" flat blades.



ALL10260

- ALL10260 110V Groover Features a 4 level dial and a hi/low switch for 8 total heat settings.
- ALL10590 220V Groover (Intended For International Use) Features a 4 level dial and a multi-positional dial for fine tuned heat settings. Power cord requires the attachment of a 220 volt, grounded, 3-prong plug (not included).

Replacement Parts

- (for ALL10260)
- ALL99392..... Head Assembly
 - ALL99393..... Head Rebuild Kit
 - ALL99394..... Blade Clamps, 1-Pair
 - ALL99303..... Clamp Nuts, 1-Pair
 - ALL99304..... Clamp Screws, 1-Pair
 - ALL99305..... Cradle Springs, 1-Pair
 - ALL99306..... Slide Pads, 3-Pair
 - ALL99307..... Hex Wrench



Replacement Parts

- (for ALL10270 and ALL10590)
- ALL99104..... Tension Lever Kit
 - ALL99105..... Head Assembly
 - ALL99106..... Front Pads w/Screws, 3-Pair
 - ALL99107..... Rear Pads w/Screws, 3-Pack
 - ALL99127..... Head Blade Divider



Storage Tote

ALL059

Durable storage tote has many uses around the shop or in the trailer. Store extra parts or keep parts from being damaged during storage. Great for organizing ratcheting tie downs, specialty tools, such as tire groover, siper and related tools. Totes also work well for storing chemicals and fluids to prevent spilling in cabinets. Interlocking lid design allows multiple totes to be securely stacked together. Inside dimensions are 20" L x 14" W x 12" H.



"All-In-One" Groover Blades

Hard tempered spring steel blades are designed for use with the ALL10770 and ALL10772 "All-In-One" Heated Tire Groovers. Blades are honed to a razor like finish and have a tapered shape making the blade wider near the top where strength is needed and thinner at the bottom, greatly reducing drag as the blade cuts through the rubber. Blades are sold in packages of 12.

Note: All-In-One Groovers must use these All-In-One Blades but these blades can be used in any of our other groovers.



Blade	Size	Flat Bottom Blades	Round Bottom Blades
#1	1/32"	-	ALL10790
#2	2/32"	-	ALL10791
#3	3/32"	ALL10780	ALL10792
#4	4/32"	ALL10781	ALL10793
#5	5/32"	ALL10782	ALL10794
#6	6/32"	ALL10783	ALL10795
#8	8/32"	ALL10784	ALL10796
#10	10/32"	ALL10785	ALL10797
#12	12/32"	ALL10786	ALL10798
#14	14/32"	ALL10787	-
#16	16/32"	ALL10788	-

Heated Tire Groover Blades

Hard tempered spring steel blades are designed for use with the ALL10260, ALL10270 and ALL10590 Heated Tire Groovers. Blades are honed to a razor like finish and have a tapered shape making the blade wider near the top where strength is needed and thinner at the bottom, greatly reducing drag as the blade cuts through the rubber. Blades are sold in packages of 12.

Note: Do not use these blades in "ALL-IN-ONE" style groovers!



Blade	Size	Flat Bottom Blades	Round Bottom Blades
#1	1/32"	-	ALL10267
#2	2/32"	-	ALL10268
#3	3/32"	ALL10271	ALL10269
#4	4/32"	ALL10272	ALL10276
#6	6/32"	ALL10273	ALL10277
#8	8/32"	ALL10274	ALL10278
#10	10/32"	ALL10275	ALL10279

Heavy Duty Flat Bottom Grooving Blades

Heavy duty blades are twice as thick as standard blades for removing large amounts of material with less chance of blade damage. Commonly used in off-road racing. Package of 12.

- ALL10580 #16 Flat, 16/32"
- ALL10582 #20 Flat, 20/32"
- ALL10584 #24 Flat, 24/32"
- ALL10586 #32 Flat, 32/32"



Dirt Tire Soap

ALL78236

Clean your tires like the Pro's! Simply mix with water and spray on your tires before washing them and the mud almost falls off. Cleaner also works for pre-treating your chassis and body before cleaning to help loosen dirt and clay. 1-gallon container.



Easy Wrap Tire Covers

Cover tires quickly and easily. Elastic bands allow you to stretch the cover over your tires after washing or grinding to keep tires clean.



Description	4-Pack	12-Pack
UMP Modified Tires (85-89" Dia.)	ALL44222	ALL44222-12
Late Model Tires (93-96" Dia.)	ALL44223	ALL44223-12

Tire Wrap ALL44224

Tires lose solvents and moisture over time but keeping them covered helps prevent tires from drying out. Wrap also helps contain or reduce the amount of chemicals used during "soaking" by minimizing evaporation. Wrap is 18" W x 1500' L.



Tire Stack Cover

ALL44220

Easy access canvas cover features a full length zipper. Perfect for use in the tire impound, keeping your tires out of the weather or hiding them from the eyes of your competition. 50" tall black cover will fit a set of 4 tires with a 86" maximum circumference.



Asphalt Tire Book

ALL041

Keep track of tire settings before and after race. 4" x 5" pocket size book includes 50 carbon copy pages, perforated for easy tear off.





Toe Plates

Aluminum plates simplify setting of toe-in and toe-out. Plates fit against outside edges of tires. Using two tape measures (sold separately), measure the distance front and rear, between plates. The difference in tape readings is the toe setting. Deluxe plates have radiused edges, slots for narrow and wide tape measures and are 9" tall x 23" wide to work with vehicles with smaller wheel openings. Standard plates are 1/2" thick, 11" tall x 32" wide and work well for vehicles with larger wheels and wheel openings. Set of two plates.



ALL10117



ALL10119

ALL10117..... Standard
ALL10119..... Deluxe

16' Tape Measure

ALL10675

16' x 3/4" blade has fractional markings every 1/8" for quick reference.



Caster Kit

Measure your front end caster by attaching an adapter and level holder to your upper ball joint threads. Additional adapters may be purchased separately for other use. Digital Level sold separately.

NEW!



ALL11162..... Kit with holder, BJ adapters and carry case (No Digital Level)
ALL11164..... Holder Only for Digital Level
ALL11165..... Quickchange Pinion Angle Adapters (2)
ALL11166..... Late Model Spindle Adapter
ALL10742..... 2x2 Digital Level

Caster Plate ALL10752

Not sure if you turned your wheels the same amount each time when adjusting caster settings on your race car? Unless you have expensive turn plates, you're never certain, until now. This quick reference gauge positions under the upper ball joint nut, with markings facing up, for easy viewing. Place a mark on the shock body or fabricate an indicator to use as a reference point.



Ground Clearance Indicator

ALL10725

Determine how close the frame is to the ground on the race track. This unique kit features an aluminum bracket that rivets to the frame with an adjustable 4" plastic wear rod.



Replacement Part

ALL10726..... Wear Rods, 4-Pack

Ride Height Set-Up Stick ALL10658

Stick replaces the coil over shock and spring assembly during maintenance. Stick has many uses and may be adjusted to check settings at normal ride height, in race attitude or on the bump stops to evaluate suspension travel. Adjusts from 15" to 24", measured at the center of rod ends.



Set-Up Tool ALL10668

Tool replaces the front coil-over shock assembly to simulate range of front suspension movement for checking bump steer and roll center. Hex head threaded shaft raises and lowers suspension to simulate racing conditions. Jam nuts can be positioned to limit rebound and compression. Not designed to support total vehicle weight, only suspension components.

Set-Up Plates

Set-up plates are used for squaring and stringing chassis to ensure accurate chassis set-up by eliminating wheel and tire differences. Plates are 1/2" thick and can also be used when setting bump steer or checking axle tubes for straightness. Sold each.



ALL10660




ALL10662

ALL10660..... 5x5, 7" x 28"
ALL10662..... Wide 5, 12" x 28"

Set-Up Stand

Before tire and wheel are removed, measure distance from center of hub to the ground. Remove the tire and wheel, replace with the set-up stand and adjust accordingly. Adjustments can be made with car at exact ride height with the wheel and tire out of the way. Sold each.



ALL10664..... 5x5
ALL10666..... Wide 5

Upper Ball Joint Wrench

ALL11190

Wrench is designed to remove and install common screw-in upper ball joints that are 1.900" wide (ALL56214).



Adjustable Panhard Bar Wrench


ALL11192

Wrench is designed to work with adjustable Panhard bars with 1-3/8" adjusters. Shorter than a standard wrench, this wrench is convenient for making adjustments in tight areas.



Bolt Center Caps ALL10678

Caps slip over the head of standard 1/2" bolts to accurately measure the center-to-center length of installed suspension tube assemblies. Machined step secures the end of a standard tape measure for easy reading of the length to the center of the opposite cap. Caps feature a built-in O-ring that allows the cap to swivel on the bolt head and keeps it from falling off. Package of 2.



Suspension Tube Set Up Tool ALL10676

Slide rule device quickly measures and duplicates suspension or steering tube distances with 1/2", 5/8" and 3/4" rod ends. Set-up tool has an engraved scale with 1/16" increments for durability and accuracy.



Rod End Centering Kit ALL10672

Compact inserts are placed into rod ends of suspension, steering or other tube assemblies to quickly measure and adjust on the workbench or other flat surface with any standard tape measure. Inserts can be used on assemblies with 1/4", 3/8", 1/2", 5/8" and 3/4" rod ends.



Ride Height Blocks

Chassis set-up blocks are adjustable in 1/4" increments. A quick release pin holds block at desired height. Bottom surfaces of blocks are contoured to fit steel tubing or any flat surface and have magnets for holding block to chassis. Short blocks adjust 1.75"-4". Tall blocks adjust 3"-6". Package of 2.

ALL10720 Short
ALL10721 Tall



Ride Height Block Adapters ALL10722

Adapters replace the standard flat pad on Moose style set up blocks and are machined to cradle axle tubes during chassis set-up. Package of 2.



Ride Height Block Cradle Rollers ALL10723

Built-in rollers allow live axle rear-ends to rotate while on the cradles or when using the rear axle to rotate the engine to check or adjust the valve train. Package of 2.



Shock Inflation Tool ALL64260

Tool threads onto shock Schrader valves. Fill valve and 0-300 PSI gauge head independently rotate a full 360°, for easy filling and reading. Complete with built-in bleeder and includes a protective storage case.



Shock Eye Socket ALL64255


The ideal tool for shock rebuilders or anyone that disassembles shocks on a regular basis! Unique socket safely removes and installs the shock rod end without risk of damage to the spherical ball. Steel socket contacts the outer housing of 1/2" rod ends up to .640" wide and has a 1/2" drive for ratchet or impact use.



Shock Workstations

The all-in-one shock workstations hold shock bodies in the upright position for ease of shaft removal or assembly and hold shock shafts vertical or horizontal for easier repairs or revalving. Workstations are constructed of aluminum, can be placed in a vise, and have 1/4" threaded holes for custom mounting.

ALL64263 Single Shock Workstation
ALL64264 Double Shock Workstation



Shock Workstation Base ALL64267

Steel base is helpful when mounting Allstar workstation (ALL64264) in a trailer or to a shop workbench. Mounting hardware included.



Shock Drip Cup ALL64265

No more messy oil soaked rags or shock oil dripping onto the workbench. Shock drip cup has a specially designed rubber seal that conforms to a broad range of shocks and holds cup in place. Fits 1-1/2" to 2-1/8" O.D. shock bodies.



Replacement Part

ALL99290 Drip Cup Seal

Shock Racks

Shock rack holds four shocks with 2-1/2" springs and easily mounts to trailer, shop wall or pit cart. Rack is designed to hold shocks in place by pushing shock rod end or eye over the outer O-ring or alternatively, the outer O-ring may be removed to expose a predrilled hole for a hairpin clip such as ALL18442, sold separately.

ALL12212 Standard Rack
ALL12211 Adjustable Base Rack

Replacement Part

ALL12213 Shock Pin, O-Ring and Bolt


Related Part

ALL18442 1-5/8" Hairpin, 2-Pack



Bench Yoke **ALL11360**

Bench yoke mounts to a workbench to hold transmissions, rear ends, differentials and many other items for assembly or servicing. Yoke rotates 360° and features two 10" long pivoting arms that are 1" wide by 1/2" thick. Tool is unpainted so it can be modified as needed.



Rear End Station Brackets **ALL10178**

Stand adapter brackets fasten to adjustable arms of most engine stands. Supports full size car and light truck rear axle housings when servicing or replacing differential gear sets. Position housing onto arms and secure into place with included retaining straps.



Engine Stand Not Included

Pinion Centering Jig **ALL68370**

Pinion centering jig fastens to the rear end housing and locates the pinion centerline when building or narrowing housings. Machined slots are designed to retain most tape measure ends for accurate measurements. Applications include GM 12 and 14-Bolt, Dana 44 and 60, Chrysler 8-3/4" and, Ford 8.8" and 9" housings.



Pinion Yoke Wrench **ALL68372**

Wrench fastens to most popular pinion flanges and companion flanges to hold when setting bearing pre-load and tightening retaining bolt or nut. Wrench has provisions to work with 1/2" or 3/4" drive tool. Center hole is 2" to clear most sockets. Universal slotted bolt patterns for 1/4", 5/16" and 3/8" fasteners for most AMC, Dana, Ford and GM yokes.



Spindle Nut Sockets


Aluminum hex style spindle nut sockets fit 1/2" socket wrenches.

- ALL10110..... 2-3/8" Spindle Nut Socket For 2" Pin, Allstar, PCR 5x5 And Most Wide 5 Hubs
- ALL10115..... 2-7/8" Spindle Nut Socket For 2-1/2" Pin, Allstar, AFCO, Winters And SCP 5x5 Hubs



Quick Change Tube Install/Removal Tool **ALL11350**

Finally, an easy and correct way to install and remove quick change axle tubes. Secure support tool into a vice or to a workbench with optional brackets. Components are included to remove and install tubes with the turn of a wrench. An adapter for tubes with Wide 5 or 5 x 5" hubs is also included.



Related Parts

- ALL11355..... Installation End Cap For Bolt-On and 2-7/8" Pin Wide 5 Tubes
- ALL11351..... Mounting Bracket Kit For Quick Change Tube Install/Removal Tool



Axle Spline Tool **ALL66104**

Tool clamps in a vise to hold 31-spline axles. Assures perfect alignment for maintenance or installation of axle plugs used with Gold-Trac differentials.



T-Handle Axle Puller **ALL66115**

All-in-one T-handle puller threads into axle for easy installation or removal. Tool includes adapters to fit 3/8"-16 coarse or 3/8"-24 fine thread solid axles, and 3/4"-16 fine thread gun-drilled axles.



Extreme Pressure Lube **ALL78246**


Originally used throughout the tool and die industry, this lube provides superior durability and wear protection, taking the place of anti-seize in many applications. Recommended for spline-to-spline contact, threaded adjusters and engine fasteners. 4 ounce tube.



Quick Change Oil Plug Sockets

Six-point sockets fit on a 1/2" drive ratchet to remove or install plugs on quick change rear ends. Small socket fits plugs in most center sections and side bells. Large socket fits plug in Winters Ford 9" housings. Not recommended for high torque applications.

- ALL11160..... Small, 1-3/8", Blue Anodized
- ALL11161..... Large, 1-7/8", Red Anodized



Nitrile Gloves

Nitrile gloves protect against dirt and grime and help prevent oil and harsh chemicals from contacting the skin. Gloves are latex and powder free to keep from irritating skin. General purpose gloves are great for light duty uses that are not exposed to chemicals. Chemical resistant gloves work well for general purpose, as well as jobs that involve oil, fuel, brake fluid and most cleaning chemicals such as brake and carb cleaners. Package of 100.

General Purpose (Blue)

ALL12020 Medium
ALL12021 Large
ALL12022 X-Large




Chemical Resistant (Black)

ALL12024 Medium
ALL12025 Large
ALL12026 X-Large
ALL12027 XX-Large



Absorbent Mats

A must for the workshop and trailer. These handy, absorbent mats have bonded layers, allowing fluid to spread quickly through material.



15" x 60" Rolls (Perforated Every 10")

ALL12030 Universal For All Fluid Types (Oil, Coolant, Water)
ALL12031 Oil Only

100-Pack (15" x 10" Individual Sheets)

ALL12032 Universal For All Fluid Types (Oil, Coolant, Water)
ALL12033 Oil Only

Quick Change Gear Case

ALL14355

Sturdy composite storage case protects and holds up to 8 sets of quick change gears. Case has molded in carrying handles and metal hinges. 5" x 8" x 15-1/2" overall when closed.



Cary Exline

Quick Change Gear Totes

Durable plastic quick change gear tote organizes extra gear sets and keeps them clean. Lid snaps shut to hold gears in place. 8" L x 5" W x 2" H.



Description	Single	10-Pack
White	ALL14350	ALL14350-10
Black	ALL14351	ALL14351-10
Yellow 6-Spline (Midget) Gear Set	ALL14352	ALL14352-10

Gear Tote Tray

ALL12269

Neatly organize up to 10 quick change gear tote boxes vertically. Tray is 21" long x 5-1/2" deep with a 4" tall front edge, making them perfectly sized for Allstar gear tote boxes.



Plastic Drain Pan ALL40112

Round drain pan has molded-in handles and pour spout. 13-1/2" x 11" x 4", 7 quart capacity.



Aluminum Quick Change

Drain Pan ALL14166

Aluminum drain pan is handy when changing quick change gears. Built-in perforated shelf holds gears and allows lube to drain into pan. Pan is 10-1/4" wide, 12" long and 3-3/4" deep.



Plastic Quick Change

Drain Pan ALL14356

Tapered top drain pan, combined with an open flow corner, allows quick change gear changes to happen even faster. Plastic low profile, 2-piece pan includes a stainless steel filter screen molded into the top tray.



Drain Pan With Pump

ALL14171

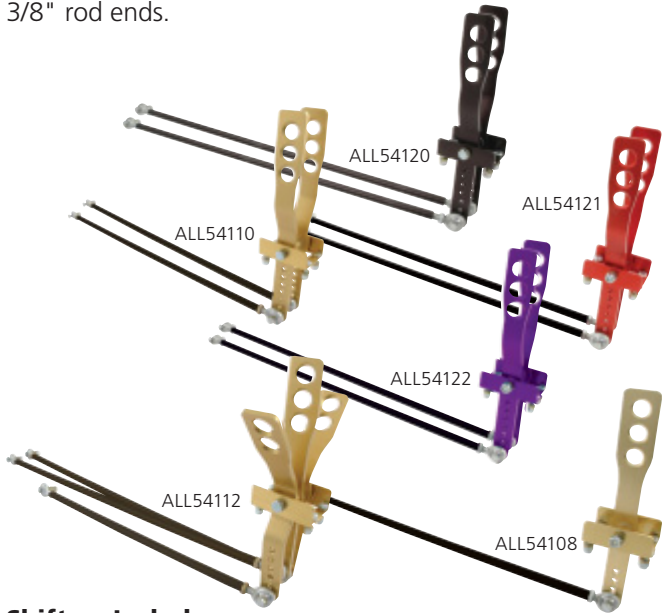
Drain pan with built-in pump holds and refills fluids when changing rear end gears. Molded plastic basin and lid slide together to prevent spilling of fluid. A crank handle is included for hand operation along with a length of straight hex shaft for use with an electric drill. 16" square x 7" tall. 14 quart capacity.





Aluminum Shifter Assemblies

Anodized lightweight shifters include 3/8" rod ends, locknuts and rods. Rods are tapped for right and left hand 3/8" rod ends.



Shifters Include:

- One Lever Shifter** – one 24" shifter rod
- Two Lever Shifter** – two 24" shifter rods
- Three Lever Shifter** – one 16" and two 24" shifter rods

- ALL54108 One Lever Shifter, Gold
- ALL54110 Two Lever Shifter, Gold
- ALL54120 Two Lever Shifter, Black
- ALL54121 Two Lever Shifter, Red
- ALL54122 Two Lever Shifter, Purple
- ALL54112 Three Lever Shifter, Gold

Replacement Parts

- ALL58006 3/8" RH Male Rod End
- ALL58016 3/8" LH Male Rod End
- ALL99015 Rod End Reducer Bushing 3/8" To 1/4"
- ALL99016 Nylon Washer Between Shift Levers

Two Lever Shifter With Lock

ALL54125

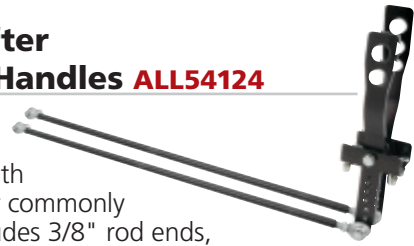


Black anodized shifter has a built-in lock to hold the transmission in gear when track is rough. Shifter includes one 16" long and one 24" long 3/8" shifter rod, 3/8" rod ends and hardware.

Two-Lever Shifter

With Unequal Handles ALL54124

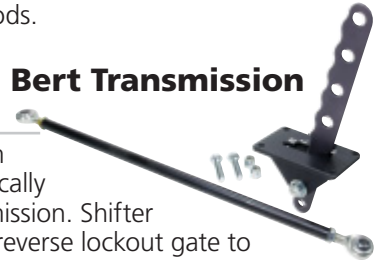
Black anodized aluminum shifter has two unequal length handles. Shorter lever commonly used for reverse. Includes 3/8" rod ends, lock nuts and 24" long rods.



Shifter For Gen II Bert Transmission

ALL54127

Black anodized aluminum shifter is designed specifically for the Gen II Bert transmission. Shifter features a spring loaded reverse lockout gate to help prevent accidental engagement and easy to read engraved range positions. Shifter includes a 14" long, 3/8" shifter rod with rod ends along with an installation template.



Aluminum Shifter Rods

Black anodized shifter rods are tapped for right and left hand 3/8" rod ends and work with Allstar ALL54108-ALL54122 aluminum shifter assemblies. Rods can be used in many other applications as well.

- ALL54113 14"
- ALL54114 16"
- ALL54115 20"
- ALL54116 24"
- ALL54117 30"
- ALL54119 40"



Related Parts

- ALL58006 3/8"-24 RH Male Rod End
- ALL18254 3/8"-24 RH Jam Nut, 4-Pack
- ALL58016 3/8"-24 LH Male Rod End
- ALL18255 3/8"-24 LH Jam Nut, 4-Pack
- ALL99015 Rod End Reducer Bushing 3/8" To 1/4"

Universal Aluminum Shifter Arm

ALL54118

Made from 1/4" thick aluminum, arm has a 3/8" wide mounting slot and a 1/4" shifter rod mounting hole. Arm works with most transmissions.



Clevis Kit For Bert Transmission

ALL54128

Aluminum clevises have 1/2" inside spacing with 3/8" mounting holes and 3/8"-24 RH threads to connect Allstar and most other shifters to Bert transmission. Two clevises per kit with jam nuts.



Shifter Boot **ALL54130**

Fire resistant, black thermal boot helps prevent fire from entering driver compartment. Boot is 7" tall with Velcro strap closure at top. Base is 6" x 7". Used by many top Cup, Xfinity, Truck, CRA and Late Model teams.



Throttle/Shift Cables

Cables have many uses including use as a throttle cable or as a shifter cable in many applications. Cables have 7/16" mounting threads, 10-32 RH cable ends and 3" of travel. Cables are listed as overall length.



ALL5414243"
ALL5414560"

Morse Cable Half Clamp **ALL18325**

Aluminum clamp fits over groove in non-threaded Morse style cables with a 3/8" housing to secure cable in place. Clamps feature a #10 (3/16") mounting hole. Sold each.



Positive Cam Lock Shifter **ALL54135**

CNC-machined billet aluminum shifter clamps to the frame on driver's right. Designed for use with live axle shifter quick change. Shifter includes all steel hardware, heavy duty cable and quick release end.



Replacement Part
ALL54142 43" Long Cable

Transmission Breather Kit **ALL36147**

Breather kit provides a remote location for adding a larger breather to many popular manual transmissions. Kit relocates the breather exit location and helps prevent fluid from leaking or blowing out of standard breathers. Includes a remote breather, 15" braided line, mounting bracket and adapter fitting with 1/8" NPT threads.



Locking Transmission Dipsticks

Dipsticks feature a positive lock to keep dipstick in place and seal tight to prevent fluid leaks while sealing out moisture and debris. Steel case fill tubes have a gold finish, include a welded-on mounting tab, and are fitted with a rubber grommet type seal to reduce the risk of leaks common with traditional O-ring seals. Locking dipstick tubes are required on 10.99 and faster drag cars.




Part No.	Description
Powerglide	
ALL69100	Chevy Car
ALL69102	Chevy Dragster
ALL69104	Chevy Altered
ALL69107	Dedenbear Car
ALL69108	Dedenbear Dragster
Turbo-Hydramatic 350	
ALL69110	Chevy
ALL69111	Buick, Olds, Pontiac
Turbo-Hydramatic 400	
ALL69112	Chevy
ALL69113	Buick, Olds, Pontiac
Chevy (Other)	
ALL69116	Chevy 200-4R
ALL69117	Chevy 700R4
ALL69118	Chevy/GMC 4L80-E
Chrysler Torqueflite	
ALL69120	727 Small Block
ALL69121	727 Big Block
ALL69124	904
Ford	
ALL69126	Ford C-4 Case Fill
ALL69127	Ford C-4 Pan Fill
ALL69128	Ford C-6 Small Block
ALL69129	Ford C-6 Big Block
ALL69130	Ford Automatic Overdrive

Replacement Part
ALL99285 Sealing Grommet

Transmission Coolers

Universal coolers reduce operating temperature of the fluid, extend life of the transmission and provide better performance. Use as a stand alone cooler or as an auxiliary unit to increase cooling capacity of a stock system. Increased cooling is recommended when using a high stall converter, or if the vehicle is used for towing. Coolers have 3/8" barbed fittings and include rubber hose, clamps and mounting kit.




Part No.	Overall Size	Core Size	GVW
ALL26700	12" x 5"	9" x 5"	10,000 Lb.
ALL26702	15" x 5"	12" x 5"	12,000 Lb.
ALL26704	12" x 7.5"	9" x 7.5"	16,000 Lb.
ALL26706	15" x 7.5"	12" x 7.5"	18,000 Lb.
ALL26708	16" x 10"	12" x 10"	20,000 Lb.



Flexplates

Stock replacement and SFI-approved flexplates are available for small and big block Chevy engines. Gold iridium plated, SFI-approved plates meet 29.1 specs., are .035" thicker than stock and have dual (10-3/4" and 11-1/2") converter bolt patterns unless specified. ALL26840/ALL26845 plates have a 3-bolt metric converter bolt pattern. SFI flexplates have ring gears welded on both sides.



ALL26800

Description	Balanced	Stock Replacement	SFI
SB Chevy 153-Tooth	Internally	ALL26835	ALL26830
SB Chevy 153-Tooth, 86-Up	Externally	ALL26836*	ALL26831*
SB/BB Chevy 168-Tooth	Internally	ALL26805	ALL26800
SB Chevy 168-Tooth, 86-Up	Externally	ALL26806	ALL26801
SB Chevy 400, 168-Tooth	Externally	ALL26815	ALL26810
BB Chevy 454, 168-Tooth	Externally	ALL26825	ALL26820
GM LS 3-Bolt, 168-Tooth	Internally	ALL26845†	ALL26840†

*Single 10-3/4" Torque Converter Bolt Pattern.

†Will not fit 1999-2000 6.0L applications with 0.400" extended crank flange originally equipped with flat flexplate and will not fit 4L80E transmissions

Flywheel Locking Tool


SB/BB Chevy ALL96426

Place flywheel locking tool onto rear block dowel pins to prevent the flywheel from turning while tightening or loosening balancer bolts, flywheel bolts, clutch/pressure plate bolts or cam gear bolts. Locking tool works with 153- or 168-tooth flywheels and flexplates.



Balancing Plate ALL26120

Install between crankshaft flange and flexplate to use a Chevy 350 flexplate or flywheel with a 400 crank.



GM LS Engine To TH350/TH400

Adapter Sleeve ALL26121

Crank adapter sleeve allows use of a TH350/TH400 transmission and curved flexplate with an LS engine. Simply insert adapter sleeve into the crankshaft end to center the torque converter pilot with the crankshaft.



Torque Converters

Ideal for mild performance applications, including moderate drag racing, factory or street stocks. Economical converters are completely remanufactured with new pump drive hubs and thrust washers. Exact stall speeds will vary depending upon displacement, torque and vehicle weight.



Part No.	Description	Stall Speed
ALL26908	TH-350/400 10-3/4" B.C.	2000-2200
ALL26906	TH-350/400 10-3/4" B.C.	2200-2600
ALL26900	TH-350/400 10-3/4" B.C.	2700-3000
ALL26902	TH-350/400 10-3/4" B.C.	3200-3500
ALL26904	TH-350/400 10-3/4" B.C.	3500+
ALL26910	GM 700-R4 Lock-Up, '84-Up (30-Spline)	2000-2400
ALL26912	GM 700-R4 Lock-Up, '84-Up (30-Spline)	2400-2800

Pilot Bushing Install Tool ALL26115

Driver simplifies installation of pilot bushings or bearings for manual transmissions including Muncie, Saginaw, BorgWarner, T-10 and many other popular transmissions with .590" pilot shafts.



Extended Length Pilot Bushings

Use these extra long bushings when distance between engine and bellhousing has increased due to use of mid-plates, rear motor mounts or adapters. Bushings help maintain true alignment of clutch disc to flywheel.



ALL26112..... Bronze Bushing

ALL26114† Steel Roller Bearing Bushing (has a machined in roller bearing to reduce friction and wear.)

†Bearing is shipped dry. Apply a good quality, high-temp grease upon installation.

Clutch Alignment Tools

Splined, high-impact plastic tools are helpful when aligning the clutch disc on the flywheel for proper insertion of the transmission input shaft.



ALL14290 1-1/8" Dia, 10-Spline

ALL14292 1-1/8" Dia, 26-Spline

Transmission Stand ALL10174

Avoid damage and fluid leaks during storage and transport of many popular transmissions. Multi-position stand also keeps the transmission level and clean during servicing. An adjustable rear stabilizer bracket can be moved fore and aft as well as vertically to accommodate a variety of transmissions including Bert, Brinn, Muncie, Saginaw, Richmond and many others. Overall dimensions 11" x 14" x 6".



Transmission Stand

ALL10175

Stand is designed to accept most three and four speed GM manual transmissions and also Bert/Brinn style transmissions with modification to rear pad mount.



Transmission Blanket ALL69010

Contains transmission explosions on high horsepower race cars with stock firewall/floor pan or where a transmission shield isn't practical. NHRA and IHRA approved blanket measures 12" x 47" and meets SFI 4.1 specifications. Includes straps to secure it to any transmission.



Torque Ball Safety Blanket **ALL55220**

Fire resistant safety blanket designed by Jason Meyers Racing protects drivers' legs and feet in the event of a U-joint failure. Ballistic nylon covered blanket weighs just 1-1/2 lbs. and has quick release adjustable straps that allow blanket to be removed easily for servicing torque ball and U-joint. Blanket includes two mounting brackets, mounting studs, nuts and installation instructions.



Replacement Parts

- ALL55224 3/8" Mounting Stud Kit
- ALL55226 Mounting Tabs, 1-Pair

Bellhousing Dowel Pins

Steel dowel pins are approximately 1/2" longer than stock pins and are required when running an engine mid-plate, rear motor mounts or an aftermarket bellhousing. These extended length pins also help with alignment when installing an engine. Pins fit most GM blocks and are sold in pairs.



- ALL38150 Solid Pins
- ALL38152 Hollow Pins

Solid Transmission Mount

ALL38070

Solid 3/16" steel mount fits most TH350, TH400, Powerglide, and all BorgWarner, Muncie, and Chrysler 4-speed transmissions. Eliminates twisting, flex, and distortion. Not recommended for use with rubber engine mounts.



Transmission Mount Bracket


ALL38072

May be welded to chassis to support manual or automatic transmissions. Steel bracket is 1/8" thick with 1" x 7/16" slots for mounting bolts.



Clutch Discs For Bert Transmission

Quality discs are a must when rebuilding the internal clutch of Bert transmissions. Friction disc and steel plate sets are sold separately.



Note: Friction discs need to be soaked in Type-F automatic transmission fluid for at least 2 hours before installation.

- ALL26950 Clutch Friction Discs 6-Pack
- ALL26952 Steel Clutches 5-Pack

Bert Clutch Assembly Tool

ALL14295

Shaft is used to help align counter shaft when replacing clutch discs and clutches. Shaft features a through hole for installing threaded rod when assembling counter gear assembly before installation, along with an internal thread to assist when removing if necessary.



Tailshaft Seal And Bushing

The tailshaft bushing is a regular wear item, located inside the transmission tailshaft housing. It should be replaced when replacing the tailshaft seal or when a driveshaft failure has occurred. A worn bushing will cause excessive side-to-side movement of the slip yoke and create a vibration or leak. Replacement bushing and seal fits GM Powerglide, Turbo 350, Saginaw, Muncie, Bert and Brinn transmissions.




- ALL72150 Seal
- ALL72152 Seal With Bushing

Slip Yokes

Slip yokes provide an important link in today's driveline and chassis combinations. Yokes are available in standard length for most street applications with minimal suspension travel to extra-long for racing suspensions that have a radical amount of travel. 27-spline yokes accept 1310 style U-joints and are for use in many popular transmissions including TH350, TH700R4, Muncie and Saginaw 3 and 4 speeds, Bert and Brinn non-ball spline.

- ALL69040 6"
- ALL69042 6-3/4"
- ALL69044 7-1/2"
- ALL69046 8"
- ALL69048 8" (Extra Clearance)



Hardened

- ALL69043 6-3/4"
- ALL69045 7-1/2"
- ALL69047 8"

U-Joints

Performance U-joints are greasable and fit a variety of driveshaft combinations.



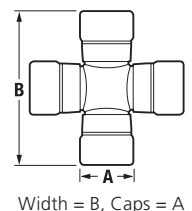
- 1310 Series:** 3.218" Wide with 1.062" Diameter Caps
- 1330 Series:** 3.622" Wide with 1.062" Diameter Caps
- 1350 Series:** 3.622" Wide with 1.187" Diameter Caps

U-Joints With Same Cross Width

- ALL69030 1310 Series
- ALL69031 1330 Series
- ALL69032 1350 Series

U-Joints With Different Cross Widths

- ALL69034 1310 to 1330
- ALL69037 1310 to 1330*
- ALL69035 1310 to 1350
- ALL69036 1330 to 1350



*Standard 1330 spread with larger 1.125" diameter caps.



3 Fastener Universal Plastic Wheel Covers



High impact plastic wheel covers feature three quick turn fasteners located in a reinforced slot, allowing the same cover to fit a variety of 15" bead lock wheels including Weld, Bassett and Aero. Wheel rings are also available to fit non-bead lock wheels for attaching covers.

- ALL44230..... Black
- ALL44231..... White
- ALL44232..... Red
- ALL44233..... Blue
- ALL44234..... Purple
- ALL44235..... Yellow
- ALL44236..... Orange
- ALL44237..... Silver
- ALL44238..... Fluorescent Yellow
- ALL44239..... Fluorescent Green
- ALL44240..... Fluorescent Pink

Replacement Parts

ALL99338..... Cover Fasteners, 3-Pack

3 Fastener Bolt-On Universal Plastic Wheel Cover ALL44242

High impact plastic wheel cover features three 1/4"-20 fasteners for secure bolt-on mounting, eliminating the struggle associated with aligning quick turn fasteners during wheel cover installation. Slotted mounting holes allow the same cover to fit a variety of 15" wheels including Weld, Bassett and Aero. Easily convert quick turn style bead lock covers with quick turn fasteners to a bolt-on style using the appropriate bolt-on conversion kit. Wheel rings are also available to fit non-bead lock wheels for attaching covers.



3 Fastener Wheel Rings

Wheel rings fit non-bead lock wheels by securing to the inside lip of most 15" racing wheels to provide a mounting point for a 3 fastener wheel cover.



Rings For Cover With Quick Turn Fasteners

- ALL44228..... Steel Round Style Ring
- ALL44229..... Steel Flat Style Ring
- ALL44179..... Aluminum Flat Style Ring

Ring For Cover With Bolt-On Fasteners

- ALL44243..... Steel Round Style Ring
- ALL44245..... Aluminum Flat Style Ring
- ALL44225..... Bolt-on Conversion Kit For 1" Springs, 3 Pieces
- ALL44226..... Bolt-on Conversion Kit For 1-3/8" Springs, 3 Pieces



6 Fastener Plastic Wheel Cover ALL44246

High impact plastic wheel cover features six quick turn fasteners for secure mounting.



6 Fastener Bolt-On Plastic Wheel Cover ALL44250

High impact plastic wheel cover features six 1/4"-20 fasteners for secure mounting of wheel cover. Bolt-on cover eliminates the struggle associated with aligning quick turn fasteners during wheel cover installation.



6 Fastener Wheel Rings

Wheel rings fit 15" non-bead lock wheels by securing to the inside lip of most racing wheels to provide a mounting point for a 6 fastener wheel cover.



Ring For Cover With Quick Turn Fasteners

- ALL44247..... Steel Round Style Ring
- ALL44249..... Aluminum Flat Style Ring

Ring For Cover With Bolt-On Fasteners

- ALL44251..... Steel Round Style Ring
- ALL44253..... Aluminum Flat Style Ring



Bolt-On Wheel Cover Conversion Kit

Kit includes 1/4"-20 insert plates, wheel cover bolts and rivets to convert a wheel cover retainer ring with troublesome quick turn fasteners to a bolt-on style ring.



Description	3-Pack	24-Pack
Kit To Replace 1" Quick Turn Springs	ALL44225	ALL44225-24
Kit To Replace 1-3/8" Quick Turn Springs†	ALL44226	ALL44226-24

†Most popular size found on non-bead lock wheel cover retainer rings.

Sprint Wheel Cover Bolt Kits

Kit includes 5/16"-28 bolts, 1-3/8" spread aluminum insert plates with steel threaded inserts, e-clips to keep bolts on the wheel cover and rivets. Package of 3.



- ALL44265..... Stainless Steel
- ALL44266..... Titanium
- ALL99420..... Replacement E-Clips, 12-Pack

Weld Style Plastic Wheel Cover **ALL44168**

High impact plastic wheel cover secures to 15" Weld beadlock wheels or non-beadlock wheels equipped with a retaining ring. Covers include quick turn mounting fasteners.



Replacement Parts

ALL44179 Retainer Ring for Weld Style Cover
 ALL99165 Fasteners For Wheel Covers, 3-Pack

Aluminum Wheel Covers

Prevent mud and dirt build up in outer wheel shell. Covers fasten quickly with three quick turn fasteners. Covers fit bead lock wheels only and are sold each.



ALL44175

ALL44175 Aero

ALL44176 Bassett/Weld

Replacement Parts

ALL99165 Cover Fasteners, 3-Pack

Wheel Cover Ring

ALL44178

Mounting ring installs between the rim and the bead lock ring on bead lock wheels, allowing installation of a wheel cover with a Weld pattern.



Safety Bead Lock **ALL44140**

Safety lock (also called bead lock) has steel outer and inner rings and firmly fastens the tire bead to the rim. Run lower tire pressures safely. Grade 8 bolts and washers included. For use with 15" wheels. Sold each.



Titanium Fastener Kit For Bead Lock

ALL17000

Kit includes 16 pieces of 5/16"-18 x 1-1/4" long bolts to reduce rotating weight over standard fasteners. These bolts fit all wheels. Fasteners weigh a total of 130 grams.



Wheel Rim Screws **ALL44045**

Self-tapping 1/4" diameter screws anchor the tire to the rim to prevent spinning. For drag use. Package of 35.



Foam Mud Plugs

An economical way to prevent mud build-up inside racing wheels. Foam discs, in 5" and 3" thicknesses, install quickly and easily in 15" diameter wheels. Allstar logo is imprinted on one side. Sold each.

5" Mud Plugs

ALL44150 Black
 ALL44151 Red
 ALL44152 Blue
 ALL44153 Orange
 ALL44154 Yellow
 ALL44155 Purple




3" Mud Plugs

ALL44190 Black
 ALL44191 Red
 ALL44192 Blue
 ALL44193 Orange
 ALL44194 Yellow
 ALL44195 Purple

Inner Mud Shield **ALL44148**

Aluminum shield attaches to the axle tube to help prevent dirt build-up in the backside of the left rear wheel. Shield works with most 15" wheels and includes mounting hardware.



Replacement Part

ALL44149 Replacement Shield

Left Rear Inner Mud Shields

NEW!

Stainless steel shield fits over most 5x5 hubs and inside 15" wheels to help reduce mud build-up commonly found on the backside of the left rear wheel of dirt cars.

ALL44270 Shield for 2" Backspace Wheel

ALL44271 Shield for 3" Backspace Wheel



Ryan Hendrickson

Photo: Chad Simmons



Wheel Studs

Larger-than-stock studs require redrilling of stock flanges. Check sanctioning body for wheel stud requirements. Package of 5.




Part No.	Size	Thread	Underhead Length	Thread Length	Knurl Length	Knurl Dia.
ALL44110	1/2"-20	Fine	2.000"	1.625"	.650"*	.589"
ALL44111	1/2"-20	Fine	1.875"	1.125"	.500"*	.675"
ALL44112	1/2"-20	Fine	2.250"	1.925"	.650"*	.619"
ALL44114	5/8"-18	Fine	2.000"	2.000"	.560"	.685"
ALL44115	5/8"-11	Coarse	2.000"	1.375"	.375"	.690"
ALL44117†	5/8"-11	Coarse	2.750"	2.125"	.375"	.690"
ALL44116‡	5/8"-11	Coarse	2.750"	2.125"	.725"	.690"
ALL44113†	5/8"-11	Coarse	3.750"	3.125"	.375"	.690"
ALL44119‡	5/8"-11	Coarse	3.750"	3.125"	.725"	.690"

*Length with shoulder.

†Popular 5x5 Hub Wheel Stud

‡Popular Wide 5 Hub Wheel Stud



43/64" Wheel Stud Drill Bit ALL11045

43/64" bit is correct for drilling hubs or axle flanges to accept most 5/8" wheel studs with .690" knurl diameter. 1/2" shank.



Economy Quick Spin Lug Wrench ALL10108

Lug wrench is a 1" diameter tube with a shallow 1" socket welded to one end and rotating piece of plastic pipe attached to the other. The 10" handles are angled with rubber grips and the overall length is 23".



Glueless Lug Nuts

Open end lug nuts attach to the wheel with springs for FASTER pit stops! Kits contain 5 glueless lug nuts with springs attached and self-tapping screws for mounting.

ALL44107 Complete Kit, 5/8"-18 Thread (Fine)

ALL44108 Complete Kit, 5/8"-11 Thread (Coarse)

ALL44109 Replacement Spring And Screw, 5-Pack



Lug Nuts

Large diameter, open end lug nuts are designed to fit most racing wheel applications and will not pull through the wheel. Nuts are available in steel or aluminum with SAE or metric threads and feature a 45° tapered seat.



Description	Pack Of 10	Box Of 100	Box Of 350	Box Of 400
Aluminum Lug Nuts				
5/8"-11 (Coarse) Double Chamfer	ALL44096	ALL44096-100	-	-
5/8"-11 (Coarse) Double Chamfer [§]	ALL44097	ALL44097-100	-	-
Steel Lug Nuts (Heat Treated and Zinc Plated)				
5/8"-11 (Coarse) Double Chamfer	ALL44098	ALL44098-100	-	-
5/8"-11 (Coarse)	ALL44106	ALL44106-100	-	ALL44106-400
5/8"-18 (Fine)	ALL44104	ALL44104-100	-	ALL44104-400
1/2"-20 (Fine)	ALL44102	ALL44102-100	ALL44102-350	-
7/16"-20 (Fine)	ALL44100	ALL44100-100	-	ALL44100-400
12mm - 1.25 (Metric)	ALL44103	ALL44103-100	ALL44103-350	-
12mm - 1.5 (Metric) [^]	ALL44101	ALL44101-100	ALL44101-350	-

[§]Hard coated.

[^]Most popular metric for GM, Ford and Chrysler.

Hex Pit Sockets With Extension

Hex style pit sockets with a built-in extension prevent extension and socket from separating during wheel changes. Bright powder coated finish provides a durable coating and helps prevent loss in dark pit areas.



3/8" Drive

ALL10234 5"

ALL10235 12"

NEW DESIGN!

1/2" Drive

ALL10239 5"

ALL10240 12"

Super Sockets With Extension

Pit sockets are available with 5" or 11" extensions and include our Super Socket for fast wheel changes without jamming lug nuts. Sockets fit 1" lug nuts and are used with 1/2" drive impact guns.

ALL10242 5"

ALL10241 11"



Aluminum Wheel Adapter ALL44128


Adapter bolts to stock 5x4-1/2" or 5x4-3/4" bolt circle hub and adapts to 5x5" bolt circle pattern wheel. Fitted with 5/8"-11 coarse thread studs. 1" thick.



Aluminum Wheel Spacers

Change wheel offset without changing wheels! Universal design fits 5 on 4-1/2", 5 on 4-3/4" and 5 x 5" patterns. Uses 5/8" stud slot to aid in centering.

- ALL44216 1/4"
- ALL44217 1/2"
- ALL44218 3/4"
- ALL44219 1"




Aluminum Wheel Spacers

Spacers are available in 1/2", 3/4" and 1" thicknesses and fit 4-1/2", 4-3/4" and 5" bolt circle patterns. Spacers increase track width, requiring less wheel offset. Sold each.

- ALL44120 1/4" **NEW!**
- ALL44121 1/2"
- ALL44122 3/4"
- ALL44123 1"

Note: 4-1/2" and 4-3/4" bolt patterns have 1/2" holes; 5" bolt pattern has 5/8" holes.



4 Lug Steel Wheel Spacer

ALL44200 **NEW!**
Steel spacer is 1/4" thick, fits 4x4-1/4" and 4x4-1/2" bolt patterns with 1/2" wheel studs.



5x5" Steel Wheel Spacers

Spacers fit 5x5" hubs with 5/8" studs and provide maximum tread width for adjustment of chassis weight distribution. Spacers are made from tough 1018 steel and have a 3-1/2" I.D. and a 7" O.D.


- ALL44124 1/16"
- ALL44125 1/8"
- ALL44126 1/4"



Aluminum Wide 5 Wheel Spacers

One-piece aluminum spacer moves Wide 5 wheel outboard. Sold each.

- ALL44129 1/8" Thick
- ALL44127 1/4" Thick



Aluminum Wide 5 Threaded Wheel Spacers

Aluminum spacers thread directly onto wheel studs of Wide 5 hubs with 5/8"-11 threads. Hex design is easily installed and removed. Longer studs may be required when using spacers. Package of 5.

- ALL44210 1/4" ALL44213 5/8"
- ALL44211 3/8" ALL44214 3/4"
- ALL44212 1/2" ALL44215 1"



Tire Sander ALL44185

Extend the life of used tires by removing a thin, hardened layer of rubber. Heavy duty 7" Milwaukee sander with 2.25 HP/13 amp motor, has a 0-6000 adjustable RPM range to compensate for varying tire hardness and features a 10' detachable cord. Backing pad and discs are sold separately.



ALL44184 Filter For Tire Sander

Backing Pads And Sanding Discs

Backing pads are designed to work with the ALL44185 Tire Sander or other sanders that have a 5/8"-11 arbor. Sanding discs are specific to each backing pad and sold in packs of 5.

7" Backing Pad And Sanding Discs


Backing pad is a multi-piece unit that features a hard backing. The sanding disc is secured to the sander along with the backing pad and reinforcing disc with one spanner nut.

- ALL44186 7" Backing Pad
- ALL44187 7" Sanding Discs, 36 Grit

8" Backing Pad And Sanding Discs

Backing pad is a one-piece unit that features a soft foam backing and a molded-in threaded insert to mount directly to the sander. The backing pad accepts hook-and-loop style sanding discs.

- ALL44188 8" Backing Pad
- ALL44189 8" Sanding Discs, 36 Grit
- ALL44198 8" Sanding Discs, 24 Grit **NEW!**
- ALL44197 8" Sanding Discs, 16 Grit **NEW!**



Tire Grinding Discs



Grind off the hardened outer "skin" on used dirt track tires and create round, aggressive sipes to increase traction. Use caution when handling and storing nail head disc, pins are needle sharp.

Part No.	Description	Diameter	Arbor Hole
ALL44180	Rounded Disc, 23 Grit	4"	5/8"
ALL44181	Flat Disc, 23 Grit	4"	5/8"
ALL44182	Rounded Disc, 16 Grit	7"	7/8"
ALL44183	Nail Head Disc	7"	7/8"
ALL44196	Nail Head Disc	8"	5/8"

Safety Note: To prevent bodily injury the tire must be mounted on the car or secured in a tire holder. Eye and hand protection is required.



"All-In-One" Heated Tire Groovers

Self-contained groover has built-in temperature controls, eliminating the additional cord and separate control box common with other groovers. Don't let the small package fool you; this groover has the ability to cut small intricate grooves yet still handle removing material up to a 1/2". Tapered, razor sharp blade grooves fast and easy. To operate, insert a single blade into groover, set blade height with a tire depth gauge and set the power level. Place the cutting edge against the tire surface and obtain instant heat by simply squeezing the trigger. Groover features a Hi/Low toggle switch and a temperature control dial in the handle for setting desired heat level. "All-In-One" groover requires "All-In-One" blades; do not use standard groover blades with this groover.



ALL10770

- ALL10770 110V Groover Includes 1 Each 4/32", 5/32", 6/32", 8/32" and 10/32" Flat Blades.
- ALL10772 220V Groover (Intended For International Use) Power cord requires the attachment of a 220 volt, grounded, 3-prong plug (not included). Includes 1 Each 4/32", 5/32", 6/32", 8/32" and 10/32" Flat Blades.

Replacement Parts

- (for ALL10770 and ALL10772)
- ALL99300..... Head Assembly
 - ALL99301..... Head Rebuild Kit
 - ALL99302..... Blade Clamps, 1-Pair
 - ALL99303..... Clamp Nuts, 1-Pair
 - ALL99304..... Clamp Screws, 1-Pair
 - ALL99305..... Cradle Springs, 1-Pair
 - ALL99306..... Slide Pads, 3-Pair
 - ALL99307..... Hex Wrench



Heated Tire Groovers

Groovers add extra traction in minutes. Tapered, razor sharp blade grooves fast and easy. To operate, insert a blade into groover, set blade height with a tire depth gauge and set the power level. Features triggerless activation – simply place the cutting edge against the tire surface and press down for instant heat. Includes 2 each 4/32", 6/32", 8/32" and 10/32" flat blades.



ALL10260

- ALL10260 110V Groover Features a 4 level dial and a hi/low switch for 8 total heat settings.
- ALL10590 220V Groover (Intended For International Use) Features a 4 level dial and a multi-positional dial for fine tuned heat settings. Power cord requires the attachment of a 220 volt, grounded, 3-prong plug (not included).

Replacement Parts

- (for ALL10260)
- ALL99392..... Head Assembly
 - ALL99393..... Head Rebuild Kit
 - ALL99394..... Blade Clamps, 1-Pair
 - ALL99303..... Clamp Nuts, 1-Pair
 - ALL99304..... Clamp Screws, 1-Pair
 - ALL99305..... Cradle Springs, 1-Pair
 - ALL99306..... Slide Pads, 3-Pair
 - ALL99307..... Hex Wrench



ALL99392

ALL99393

ALL99394

ALL99306

Replacement Parts

- (for ALL10270 and ALL10590)
- ALL99104..... Tension Lever Kit
 - ALL99105..... Head Assembly
 - ALL99106..... Front Pads w/Screws, 3-Pair
 - ALL99107..... Rear Pads w/Screws, 3-Pack
 - ALL99127..... Head Blade Divider



ALL99104

ALL99105

ALL99106

ALL99107

ALL99127

Easy Wrap Tire Covers

Cover tires quickly and easily. Elastic bands allow you to stretch the cover over your tires after washing or grinding to keep tires clean.



Description	4-Pack	12-Pack
UMP Modified Tires (85-89" Dia.)	ALL44222	ALL44222-12
Late Model Tires (93-96" Dia.)	ALL44223	ALL44223-12

Tire Wrap ALL44224

Tires lose solvents and moisture over time but keeping them covered helps prevent tires from drying out. Wrap also helps contain or reduce the amount of chemicals used during "soaking" by minimizing evaporation. Wrap is 18" W x 1500' L.



Tire Stack Cover ALL44220

Easy access canvas cover features a full length zipper. Perfect for use in the tire impound, keeping your tires out of the weather or hiding them from the eyes of your competition. 50" tall black cover will fit a set of 4 tires with a 86" maximum circumference.



Check Out Our Tool Section!

For more tire related tools see pages 239 to 245.



"All-In-One" Groover Blades

Hard tempered spring steel blades are designed for use with the ALL10770 and ALL10772 "All-In-One" Heated Tire Groovers. Blades are honed to a razor like finish and have a tapered shape making the blade wider near the top where strength is needed and thinner at the bottom, greatly reducing drag as the blade cuts through the rubber. Blades are sold in packages of 12.

Note: All-In-One Groovers must use these All-In-One Blades but these blades can be used in any of our other groovers.



Blade	Size	Flat Bottom Blades	Round Bottom Blades
#1	1/32"	-	ALL10790
#2	2/32"	-	ALL10791
#3	3/32"	ALL10780	ALL10792
#4	4/32"	ALL10781	ALL10793
#5	5/32"	ALL10782	ALL10794
#6	6/32"	ALL10783	ALL10795
#8	8/32"	ALL10784	ALL10796
#10	10/32"	ALL10785	ALL10797
#12	12/32"	ALL10786	ALL10798
#14	14/32"	ALL10787	-
#16	16/32"	ALL10788	-

Heated Tire Groover Blades

Hard tempered spring steel blades are designed for use with the ALL10260, ALL10270 and ALL10590 Heated Tire Groovers. Blades are honed to a razor like finish and have a tapered shape making the blade wider near the top where strength is needed and thinner at the bottom, greatly reducing drag as the blade cuts through the rubber. Blades are sold in packages of 12.

Note: Do not use these blades in "ALL-IN-ONE" style groovers!



Blade	Size	Flat Bottom Blades	Round Bottom Blades
#1	1/32"	-	ALL10267
#2	2/32"	-	ALL10268
#3	3/32"	ALL10271	ALL10269
#4	4/32"	ALL10272	ALL10276
#6	6/32"	ALL10273	ALL10277
#8	8/32"	ALL10274	ALL10278
#10	10/32"	ALL10275	ALL10279

Heavy Duty Flat Bottom Grooving Blades

Heavy duty blades are twice as thick as standard blades for removing large amounts of material with less chance of blade damage. Commonly used in off-road racing. Package of 12.

- ALL10580 #16 Flat, 16/32"
- ALL10582 #20 Flat, 20/32"
- ALL10584 #24 Flat, 24/32"
- ALL10586 #32 Flat, 32/32"



Dirt Tire Soap ALL78236

Clean your tires like the Pro's! Simply mix with water and spray on your tires before washing them and the mud almost falls off. Cleaner also works for pre-treating your chassis and body before cleaning to help loosen dirt and clay. 1-gallon container.



Tire Spoons



Steel tire spoons help to mount and dismount tires after bead has been broken. Various sizes are available to work with most tire/wheel combinations. Small tool works well to fit inside tire during removal while rounded ends help prevent damage to tire and wheel.

- ALL10103..... 24" Straight With Round End
- ALL10104 16" Curved With Flat End
- ALL44037..... 16" Curved With Round End
- ALL44036..... 9" Curved With Round End

Bead Breakers

Convenient tool makes quick work of breaking down



even the most stubborn tire beads. Durable steel construction with rubber hand grips. Standard and wide jaw bead breakers are for use with most 15" wheels. The adjustable arm version ALL44028, allows bead breaker to be used on most 10", 13" or 15" wheels simply by changing the length of the arm. Wide jaw bead breaker works well with soft sidewall tires, helping prevent damage to sidewall. Clamp the hook and inside jaw against the rim, while maintaining slight pressure on the outside handle press down on the inside handle using the outer jaws to separate the tire from the rim, moving around the rim as needed.



- ALL10105 Standard-Jaw Bead Breaker
- ALL44028..... Standard-Jaw Bead Breaker With Adjustable Arm
- ALL10106 Wide-Jaw Bead Breaker

Aluminum Air Tanks

Portable lightweight aluminum tanks provide an easy way to air up tires. Welded tanks will not rust or corrode and are pressure tested to military specifications up to 300 PSI.

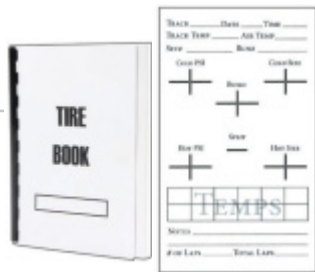
- ALL10531 7" x 10" Horizontal Tank, 1-1/2 Gallon
- ALL10532 7" x 24" Vertical Tank, 2-3/4 Gallon
- ALL10530 9" x 11" Horizontal Tank, 2-3/4 Gallon
- ALL10534 9" x 20" Horizontal Tank, 5 Gallon



Asphalt Tire Book

ALL041

Keep track of tire settings before and after race. 4" x 5" pocket size book includes 50 carbon copy pages, perforated for easy tear off.



Tire Log Decal

Easy to write on, vinyl decal is handy when recording important tire information at the track. 8-1/2" x 2".



ALL047 4-Pack
ALL047-40.... 40-Pack

Stagger Gauge

ALL1016

Measures tire diameter and automatically converts it to circumference. Strong tubular gauge will not flex and will provide accurate, consistent stagger measurements every time. Gauge measures from 65" to 115" in 1/4" increments.



Replacement Part

ALL99044 Tape Decal

Tire Tape Measures

10' foot long tapes are ideal for measuring tire diameters and checking stagger.

ALL1011 Economy
ALL1012 Deluxe



Tire Crayons

Ideal for temporary tire marking. 1/2" x 4-5/8".

ALL12060 White
ALL12061 Yellow



Paint Markers

Long-lasting, weather, water, and UV-resistant markers work on glass, plastic, rubber and metal. Durable fiber tip permits fine or bold lines. Perfect for indicating tire stagger. Quick dry, lead-free paint.

ALL12050 Aluminum
ALL12051 Yellow
ALL12052 White
ALL12053 Red
ALL12054 Blue
ALL12055 Light Blue
ALL12056 Black
ALL12057 Orange



Tire Pressure Gauges, Glow In The Dark

Tire pressure gauge has a glow in the dark face. Swivel chuck rotates 360° on a 14" long rubber hose for easy placement on valve stems with leak free operation. A rubber cover surrounds the gauge for added protection against drops and has a ribbed molded pattern for increased grip. Gauge also features a built-in pressure release valve for removing air in small amounts for precise pressure adjustments.

2-1/4" Diameter

ALL44056..... 0-15 PSI, 2-1/4"
ALL44057..... 0-30 PSI, 2-1/4"
ALL44058..... 0-60 PSI, 2-1/4"

4" Diameter

ALL44046 0-15 PSI, 4"
ALL44047 0-30 PSI, 4"
ALL44048 0-60 PSI, 4"



ALL44047

Tire Gauge Holders

Secure holder to shop or trailer wall to keep tire gauge conveniently located. Aluminum holder works with most tire gauges and has wrap around sides to hold gauge in place.

ALL12259 Holds Gauges Up To 3-1/2" O.D.
ALL12260 Holds Gauges Up To 4" O.D.



ALL12259

Tire Gauges

2" gauge has a 12" flex hose with swivel chuck and pressure release valve. Accurate to within +/- 1%.

ALL44076..... 0-20 PSI
ALL44077..... 0-40 PSI



ALL44077

In-Car Memory Tire Temp Gauge

NEW!



Digital tire temp gauge with memory (maximum temp). Gauge will show real-time temp and allows you to recall max temp after your race. Align and mount the sensor within 24" of tire to monitor for best results. Designed for use with 12 and 16 volt systems. Temp Range 0-300° F. Gauge size is 2.75" wide x 1.375" tall. Sensor size is 3/4" x 3/4". Sensor mounting bracket 1.5 wide. Complete kit includes gauge, sensor, wiring and instructions.

ALL80085 Complete Kit
ALL80086 Replacement Sensor

Tire Durometer **ALL44034**

Easily check tire hardness. Includes storage pouch.



0-30 Lb. Tire Relief Pre-Setter Gauge

ALL44080

An accurate method for presetting tire reliefs. A constant flow of air to the relief duplicates the air pressure against the relief in the tire. Just attach air chuck to one end of the gauge and the relief valve hose to the other end. 0-30 PSI gauge can be recalibrated to zero if dropped.



Schrader Valves **ALL44065**

Inflating tires through quick disconnects mounted in rim eliminates an extra valve stem. Valves work with Allstar Performance center reliefs and other popular plastic or aluminum quick disconnect fittings. Sold in pairs.



Wheel Disconnects

Fit 5/8" diameter valve stem hole for use with center reliefs and Schrader (Fill) valve (ALL44065).

- ALL44060 Plastic, 4-Pack
- ALL44061..... Plastic, Each
- ALL44062..... Aluminum, 4-Pack
- ALL44063 Aluminum, Each



ALL44060

Replacement Parts

- ALL44066 Sealing Washer, 4-Pack
- ALL44067 Grommet, 4-Pack



ALL44066

ALL44067

Valve Stem Puller **ALL44032**

Puller threads onto valve stem and properly pulls rubber valve stems into place. Large rubber block protects expensive wheels and creates leverage when pulling.



Valve Core Tool **ALL44030**

Easily remove and install new valve cores. Base of handle has a machined pattern to aid with grip. Ergonomically designed and crafted from stainless steel. Measures 3" overall length.



Brass Valve Stems

Brass bolt-in valve stem resists cutting during contact. Sold each.

- ALL44134 Brass Valve Stem. Fits .625" Hole
- ALL44135 Chrome Plated Brass Valve Stem. Fits .453" or .625" Hole



ALL44134

Replacement Parts

- ALL99150 Valve Core, 10-pack
- ALL99151 Valve Stem Caps, 10-Pack



Snap-In Rubber Valve Stems

Economical rubber valve stems pull through wheel for easy installation. Large stem for 5/8" hole is the most popular size valve stem used in racing wheels. Smaller stem for .453" hole is commonly found in stock steel and utility vehicle wheels.

- ALL44136 Stem For 5/8" (.625") Hole, 4-Pack
- ALL44136-50 Stem For 5/8" (.625") Hole, 50-Pack
- ALL44139 Stem For .453" Hole, 4-Pack



Flush Mount Valve Stem Kit **ALL44137**

Steel bolt-in valve stem mounts in standard location and remains flush with the outside of the wheel. Retaining nut attaches from the inside of wheel. Complete with extension filler tube and dust cap. Fits 1/2" hole. Package of 4.



Replacement Part

- ALL44138 Replacement Filler Tube

Valve Stem Cores

This inner portion of the valve stem is often damaged or leaking. Cores are easy to replace with ALL44030 tool when replacing tires to assure a leak free valve stem. Universal design fits most standard valve stems.

- ALL99150 10-Pack
- ALL99150-100 100-Pack



Valve Stem Caps

An often overlooked item, caps prevent dirt and debris from entering the core portion of valve stems. Stainless steel caps have an inner seal for additional sealing.

- ALL99151 10-Pack
- ALL99151-100 100-Pack



Hex Head Valve Stem Caps **ALL44053**

Keep dirt and debris out of valve stems while providing an attractive finishing touch to wheels. Chrome plated brass hex caps fit most valve stems and have a built-in inner seal to prevent air loss. Package of 4.





Allstar Hats

Hats have Allstar logo embroidered on the front and an adjustable head band.



- ALL99951 Black
- ALL99957 Black With Mesh Back
- ALL99959 Black With White Mesh Back

Allstar Beanie

ALL99953



Allstar T-Shirts

T-shirts have a large Allstar logo on the back and a small logo on the front left chest. Available in black, red, gray or charcoal. Specify size when ordering (YM*, YL*, S, M, L, XL, XXL, XXXL).



- ALL99902 Black
- ALL99904 Red
- ALL99906 Gray
- ALL99907 Charcoal

*Sizes YM and YL only available in Black or Charcoal

Allstar Circle Track T-Shirts

ALL99901

Dark gray t-shirts have a circle track theme and Allstar logos on front and back. Specify size when ordering (S, M, L, XL, XXL, XXXL).



Jamie Veal

Photo: Phil Jordison

Allstar Ladies Vintage T-Shirts

Available in burgundy, charcoal or navy. Specify size when ordering (S, M, L, XL, XXL).

- ALL99920 Burgundy
- ALL99921 Charcoal
- ALL99922 Navy



Allstar Ladies V-Neck T-Shirts

ALL99924

Black V-neck t-shirt with large Allstar Performance logo on front. Specify size when ordering (S, M, L, XL, XXL).



Allstar Full-Zip Hoodie

ALL99917

Charcoal full zipper style hoodie features a small Allstar logo on left chest and is made from a 50/50 blend of soft spun cotton and poly fleece. Specify size when ordering (S, M, L, XL, XXL, XXXL).



Allstar Hoodie

ALL99916

Allstar hoodie features a two color design and is 100% polyester for a wrinkle free look. Specify size when ordering (S, M, L, XL, XXL, XXXL).



Allstar Sweatshirt

ALL99912

Black sweatshirt has a small Allstar logo embroidered on the left chest. Specify size when ordering (M, L, XL, XXL, XXXL).



Allstar Hooded Sweatshirt

ALL99913

Black hooded sweatshirt has large Allstar logo across the chest, drawstring hood and a large pocket. Specify size when ordering (YM, YL, S, M, L, XL, XXL, XXXL).



Allstar Lightweight Jacket

ALL99914

Black jacket has a small Allstar logo on front left chest area. Specify size when ordering (L, XL, XXL, XXXL).



Allstar Apron

ALL99962

Black cloth apron has pockets to keep tools close at hand. Reverse apron to place pockets on the inside when grinding tires. Adjustable strap allows one size to fit all.



Allstar Gloves

General purpose gloves protect hands from everyday abuse in the shop or at the racetrack. Lightweight, elastic weave material with reinforced palm and fingers allows mobility and unrestricted use.

ALL99940 Medium
ALL99941 Large
ALL99942 X-Large



Allstar Umbrella

ALL99960

Versatile umbrella is only 16" long when retracted, but opens to a full 36". Easily stored.



Allstar Can Cooler **ALL99965**

Keep your hand warm and your favorite beverage cool and covered.



Merchandising Displays

Allstar Performance merchandising displays for race, street and drag. Each 4' x 4' display features a variety of fast-selling products to satisfy customer needs. A layout diagram is supplied to simplify set up. Display packages include free bonus items such as Allstar header display, Allstar decals, Allstar hang tags and hooks. Display rack not included.

ALL070 Circle Track
ALL071 Circle Track
ALL072 Drag Race

ALL073 Street Performance
ALL074 Open Wheel/Sprint

Brake Fitting Displays

8" x 10" card includes an assortment (1 piece each) of popular brake line fittings. Visit website for breakdown.

ALL080 Display #1
ALL081 Display #2
ALL082 Display #3
ALL083 Display #4



Allstar Clock **ALL99968**

Silver framed 12" diameter clock features a bright white face with easy-to-read black numbers and hands. Includes AA battery.

NEW!





Allstar Decals

- ALL029..... 2" x 6"
- ALL030..... 3" x 10"
- ALL031..... 6" x 18"
- ALL032..... 8" x 26"
- ALL034..... 10" x 32"



Allstar Banner ALL010

Allstar Performance banner is 30" tall x 72" wide.



Allstar Showroom Display Header ALL038




Display header provides an excellent way to display Allstar products. Precut 6" x 48" black painted aluminum header may be trimmed to desired width.

Peg Hooks

Peg hooks fit standard 1" spaced peg board. Available in 2", 4" or 6" lengths, 1/8" diameter. Package of 50.

- ALL054..... 2"
- ALL055..... 4"
- ALL056..... 6"



Product Fix-It Tags

Clear plastic tags are used to repair or reinforce the peg hook hole of most carded and bagged product. Tags have a self-adhesive backing which provides a quick and easy option for repairing display merchandise.

- ALL020..... 10-Pack
- ALL020-50.... 50-Pack



Hang Tags ALL040

Place tags behind product in showroom or parts trailer to provide part number, description and price information for reordering. Package of 100.



Black Plastic Bags ALL048

18" L x 14-1/2" W. Package of 100.



Catalog Display Rack ALL042

Display Allstar catalogs next to products on counter top or as part of pegboard or slat wall display. Includes 10 Allstar Performance catalogs.



Business Card Holders

Steel business card holder is perfect for the desk or sales counter and holds a 1" thick stack of standard size cards. Available in black wrinkle or red smooth finish.

- ALL12226 Black
- ALL12246 Red



Chad Wernette

Photo: Buck Monson



Brandon Czarapata

Photo: Buck Monson



Kyle Cummins

Part No.	Page No.	Part No.	Page No.	Part No.	Page No.	Part No.	Page No.	Part No.	Page No.	Part No.	Page No.
010	264	10116	240, 260	10178	145, 248	10266	176, 242	10442	160	10548	242
020	264	10117	183, 246	10180	236	10267	245, 259	10443	160	10550	241
029	264	10119	183, 246	10181	154, 161, 163	10268	245, 259	10445	59, 158, 160	10551	241
030	264	10120	107, 222	10182	236	10269	245, 259	10452	21, 59	10552	242
031	264	10121	107, 222	10184	236	10271	245, 259	10453	21, 59	10555	62, 242
032	264	10122	107, 222	10188	236	10272	245, 259	10454	21, 59, 242	10561	242
034	264	10123	226	10192	236	10273	245, 259	10455	21, 59	10565	241
038	264	10124	237	10196	236	10274	245, 259	10456	21, 59	10566	241
040	264	10125	226	10200	236	10275	245, 259	10457	21, 59	10567	241
041	245, 260	10126	237	10203	236	10276	245, 259	10458	21, 59	10568	241
042	264	10127	237	10204	236	10277	245, 259	10459	21, 59	10569	241
043	224	10128	237	10207	236	10278	245, 259	10460	21, 59	10570	241
045	224	10129	237	10208	236	10279	245, 259	10464	36, 58	10571	241
046	224	10130	101, 225	10209	236	10280	157	10466	36, 58	10572	241
047	239, 260	10132	101, 225	10210	236	10285	157	10468	36, 58	10574	241
048	264	10134	237	10211	157	10286	157	10470	36, 58	10575	241
050	233	10135	237	10214	157	10287	157	10475	160	10576	241
052	128, 224	10136	101, 225	10217	156	10288	157	10480	160	10577	241
054	264	10137	226	10218	156	10289	157	10481	160	10580	245, 259
055	264	10138	101, 225	10219	156	10290	157	10482	160	10582	245, 259
056	264	10139	101, 225	10221	156	10291	157	10485	21, 59	10584	245, 259
059	189, 244	10140	93, 226	10222	156	10294	157	10486	21, 59	10586	245, 259
070	263	10141	93, 226	10223	158	10295	157	10487	21, 59	10590	244, 258
071	263	10142	101, 225	10225	157	10298	157	10488	21, 59	10600	238
072	263	10143	93, 226	10228	158	10299	157	10489	21, 59	10605	238
073	263	10144	101, 225	10229	158	10400	50, 218	10490	21, 59	10625	171, 237
074	263	10145	101, 225	10230	239	10402	50, 218	10500	161, 230	10640	60, 235
080	263	10147	101, 225	10232	239	10403	50, 218	10502	161, 230	10642	60, 235
081	263	10148	101, 225	10233	239	10404	50, 218	10510	161	10644	60, 235
082	263	10149	101, 225	10234	239, 256	10405	50, 218	10512	161	10655	176, 239
083	263	10150	101, 225	10235	239, 256	10406	50, 218	10513	161	10658	195, 246
10100	142	10151	101, 225	10239	239, 256	10407	50, 218	10516	60, 166, 232	10660	183, 189, 246
10102	142	10152	101, 225	10240	239, 256	10411	50, 218	10518	60, 166, 232	10662	183, 189, 246
10103	176, 243, 259	10154	101, 225	10241	239, 256	10412	50, 218	10526	239	10664	246
10104	176, 243, 259	10156	101, 225	10242	239, 256	10413	50, 218	10527	239	10666	246
10105	243, 259	10157	101, 225	10246	157	10414	50, 218	10530	239, 259	10668	183, 246
10106	176, 243, 259	10159	101, 162, 225	10247	157	10415	50, 218	10531	239, 259	10672	247
10107	239	10162	101, 225	10248	157	10416	50, 218	10532	239, 259	10675	246
10108	176, 239, 256	10163	101, 225	10249	157	10417	50, 218	10534	239, 259	10676	247
10110	144, 248	10164	101, 225	10252	161, 169	10418	50, 218	10535	91, 226	10678	117, 210, 247
10111	240, 260	10165	101, 225	10254	237	10419	50, 218	10538	91, 226	10680	66, 232
10112	240, 260	10166	101, 225	10256	237	10422	237	10540	242	10720	171, 247
10113	201, 208, 218	10171	101, 225	10258	158, 232	10425	237	10545	242	10721	171, 247
10115	144, 248	10172	101, 225	10260	244, 258	10426	237	10546	242	10722	171, 247
		10174	225, 252	10264	242	10439	160	10547	242	10723	171, 247
		10175	252	10265	242	10440	160				
						10441	160				

Part No.	Page No.
10725	194, 246
10726	194, 246
10730	171
10731	171
10740	208, 218
10741	50, 218
10742	50, 218
10744	50, 218
10752	188, 246
10770	176, 244, 258
10772	244, 258
10780	176, 245, 259
10781	176, 245, 259
10782	176, 245, 259
10783	176, 245, 259
10784	176, 245, 259
10785	176, 245, 259
10786	176, 245, 259
10787	176, 245, 259
10788	176, 245, 259
10790	176, 245, 259
10791	176, 245, 259
10792	176, 245, 259
10793	176, 245, 259
10794	176, 245, 259
10795	176, 245, 259
10796	176, 245, 259
10797	176, 245, 259
10798	176, 245, 259
11000	223
11002	223
11003	75, 231
11005	107, 231
11010	33, 128, 223

Part No.	Page No.
11011	33, 128, 223
11015	33, 129, 224
11016	36, 129, 224
11017	37, 63, 224
11018	37, 63, 224
11019	37, 63, 224
11020	31, 224
11022	31, 224
11023	219
11024	219
11026	31, 224
11030	12, 218
11031	12, 218
11036	12, 50, 218
11037	222
11038	222
11039	222
11040	13, 78, 106, 219
11041	13, 78, 106, 219
11045	219, 256
11052	98, 227
11056	222
11057	222
11058	222
11059	222
11060	222
11061	222
11062	222
11063	222
11064	222
11065	222
11066	222
11067	222
11068	222
11069	222
11070	13, 218
11072	13, 218
11074	13, 218
11075	13, 218
11076	13, 218
11078	13, 218
11080	223
11081	223
11082	223

Part No.	Page No.
11083	223
11085	223
11086	223
11087	223
11100	230
11106	230
11108	230
11110	230
11112	230
11116	230
11118	230
11120	230
11124	230
11126	230
11128	230
11130	230
11132	230
11134	230
11151	230
11152	230
11153	230
11160	248
11161	248
11162	188, 246
11170	185, 221
11172	185, 221
11174	186, 221
11175	186, 221
11176	185, 221
11177	185, 221
11178	228
11179	228
11180	228
11181	228
11184	185, 221
11187	199
11188	199
11190	186, 246
11192	202, 246
11195	230
11196	230
11197	230
11270	238
11271	238
11272	238
11273	238
11274	238

Part No.	Page No.
11275	238
11276	238
11280	238
11300	238
11301	238
11302	238
11305	238
11310	238
11312	238
11315	238
11316	238
11317	238
11318	238
11319	238
11320	238
11350	148, 248
11351	148, 248
11355	148, 248
11360	148, 248
12000	158, 232
12005	61, 234
12006	37, 61, 155, 234
12008	61, 234
12010	61, 234
12011	61, 234
12012	61, 234
12013	237
12016	61, 234
12017	61, 234
12020	37, 152, 232, 249
12021	37, 152, 232, 249
12022	37, 152, 232, 249
12024	37, 152, 232, 249
12025	37, 152, 232, 249
12026	37, 152, 232, 249
12027	37, 152, 232, 249
12030	152, 175, 235, 249
12031	152, 175, 235, 249
12032	152, 175, 235, 249

Part No.	Page No.
12033	152, 175, 235, 249
12035	61, 235
12050	240, 260
12051	240, 260
12052	240, 260
12053	240, 260
12054	240, 260
12055	240, 260
12056	240, 260
12057	240, 260
12060	240, 260
12061	240, 260
12064	12, 219
12066	12, 219
12070	98, 227
12072	12, 240
12073	12, 240
12100	222
12101	222
12102	222
12103	222
12105	222
12106	222
12107	222
12121	222
12122	222
12123	222
12130	222
12131	222
12132	222
12200	235
12201	235
12202	235
12203	235
12204	235
12206	235
12210	239
12211	195, 247
12212	195, 247
12213	247
12214	167, 235
12216	65, 162, 232
12219	234
12220	234
12226	264
12245	264

Part No.	Page No.
12259	240, 260
12260	240, 260
12264	235
12265	235
12268	235
12269	150, 174, 249
13000	159
13001	159
13004	159
13007	159
13008	28
13009	28
13010	28
13011	159
13012	159
13014	159
13018	159
13020	159
13021	159
13025	159
13100	158
13104	158
13106	158
13107	158
13108	158
13109	158
14100	156
14101	156
14102	156
14103	156
14104	156
14105	156
14106	156
14110	156
14111	156
14112	156
14115	156
14116	78, 107, 231
14117	78, 107, 231
14120	78, 107, 231
14122	78, 107, 231
14123	78, 107, 231
14124	78, 107, 231

Part No.	Page No.	Part No.	Page No.	Part No.	Page No.	Part No.	Page No.	Part No.	Page No.	Part No.	Page No.
14125	78, 107, 231	14165	233	14248	233	14395	78, 107, 231	16020	115	16100	115
14126	78, 107, 231	14166	149, 155, 175, 249	14251	233	14396	78, 107, 231	16021	115	16101	115
14127	78, 107, 231	14170	166, 229	14252	233	14408	58	16022	115	16102	115
14128	78, 107, 231	14171	155, 175, 249	14253	233	14409	58	16023	115	16103	115
14129	78, 107, 231	14172	228	14254	233	14414	58	16024	115	16104	115
14130	78, 107, 231	14173	228	14255	233	14415	58	16025	115	16105	115
14132	78, 107, 231	14174	228	14261	233	14418	58	16026	115	16106	115
14133	78, 107, 231	14175	233	14263	233	14419	58	16030	115	16110	115
14134	78, 107, 231	14176	59	14270	233	14422	58	16031	115	16111	115
14135	78, 107, 231	14177	59	14272	233	14423	58	16032	115	16112	115
14136	78, 107, 231	14178	59	14275	233	14430	58	16033	115	16113	115
14137	78, 107, 231	14179	59	14276	233	14431	58	16034	115	16114	115
14138	78, 107, 231	14180	59	14277	233	14436	58	16035	115	16115	115
14139	78, 107, 231	14181	59	14280	77, 234	14437	58	16036	115	16116	115
14140	233	14182	59	14282	234	14450	58	16041	115	16120	115
14141	233	14183	59	14285	234	14451	58	16042	115	16121	115
14142	233	14184	59	14288	234	14452	58	16043	115	16122	115
14143	233	14185	59	14290	252	14453	58	16044	115	16123	115
14144	108	14186	59	14292	228, 252	14454	58	16045	115	16124	115
14145	233	14187	59	14295	253	14455	58	16050	115	16125	115
14146	233	14188	59	14300	223	14456	58	16051	115	16126	115
14147	233	14189	59	14305	223	14457	58	16052	115	16130	115
14148	233	14190	59	14306	223	14458	58	16053	115	16131	115
14149	233	14192	50, 59, 218	14350	150, 174, 249	14459	58	16054	115	16132	115
14150	233	14193	50, 59, 218	14351	150, 174, 249	14474	58	16055	115	16133	115
14151	233	14194	50, 59, 218	14352	150, 174, 249	14475	58	16056	115	16134	115
14152	233	14195	50, 59, 218	14355	149, 174, 249	14480	54, 58	16060	115	16150	115
14153	233	14196	50, 59, 218	14356	149, 155, 175, 249	14481	54, 58	16061	115	16151	115
14154	233	14197	50, 59, 218	14360	77, 111, 231	14483	54, 58	16062	115	16152	115
14155	233	14198	45, 156	14361	77, 111, 231	14485	54, 58	16063	115	16153	115
14156	233	14200	74	14365	77, 111, 231	14486	54, 58	16064	115	16154	115
14157	233	14201	74	14366	77, 111, 231	16000	115	16065	115	16201	114
14158	233	14212	59	14380	107, 231	16001	115	16066	115	16202	114
14159	233	14214	59	14381	107, 231	16002	115	16070	115	16203	114
14160	233	14215	59	14383	107, 231	16003	115	16071	115	16204	114
14161	233	14218	59	14385	107, 231	16004	115	16072	115	16205	114
14162	233	14220	59	14390	78, 107, 231	16005	115	16073	115	16206	114
14163	233	14235	234	14391	78, 107, 231	16006	115	16074	115	16208	114
		14236	234	14392	78, 107, 231	16010	115	16075	115	16210	114
		14237	234			16011	115	16076	115	16211	114
		14240	233			16012	115	16080	115	16212	114
		14242	233			16013	115	16081	115	16213	114
		14245	233			16014	115	16082	115	16214	114
		14246	233			16015	115	16083	115	16221	114
		14247	233			16016	115	16084	115	16222	114
								16085	115	16223	114
								16086	115	16224	114

Part No.	Page No.	Part No.	Page No.	Part No.	Page No.	Part No.	Page No.	Part No.	Page No.	Part No.	Page No.
16225	114	16326	114	16553	112	17048	115, 174	17540	114	18081	105
16226	114	16336	114	16554	112	17120	117, 201	17541	114	18082	105
16228	114	16338	114	16555	112	17121	117, 201	17542	114	18083	105
16241	114	16340	114	16731	113	17221	114	17543	114	18084	105
16242	114	16342	114	16732	113	17222	114	17544	114	18085	105
16243	114	16344	114	16734	113	17223	114	17545	114	18086	105
16244	114	16346	114	16736	113	17263	114	17549	114	18087	105
16245	114	16347	114	16741	113	17264	114	17550	114	18090	105
16246	114	16348	114	16742	113	17266	114	17552	114	18091	105
16248	114	16349	114	16744	113	17267	114	18000	104	18092	105
16250	114	16350	114	16746	113	17285	114	18001	104	18094	105
16252	114	16402	114	16751	113	17286	114	18002	104	18095	105
16254	114	16404	114	16752	113	17287	114	18003	104	18096	105
16256	114	16406	114	16754	113	17288	114	18004	104	18097	105
16258	114	16422	114	16756	113	17289	114	18005	104	18098	106
16262	114	16424	114	16762	113	17290	114	18006	104	18099	106
16263	114	16426	114	16764	113	17291	114	18010	104	18101	104
16264	114	16442	114	16766	113	17315	114	18011	104	18103	104
16265	114	16446	114	16772	113	17316	114	18012	104	18105	104
16266	114	16462	114	16774	113	17317	114	18013	104	18107	104
16268	114, 130	16464	114	16776	113	17318	114	18014	104	18109	104
16270	114	16466	114	16902	113	17339	114	18015	104	18110	105
16271	114	16468	114	16903	113	17463	114	18016	104	18114	104
16272	114	16470	114	16905	113	17475	114	18020	104	18116	104
16273	114	16472	114	16907	113	17476	114	18021	104	18120	104
16281	114	16474	114	16914	113	17486	114	18022	104	18122	104
16282	114	16476	114	16930	113	17487	114	18023	104	18126	104
16283	114	16482	114	17000	173, 255	17488	114	18030	104	18128	104
16284	114	16484	114	17004	173	17489	114	18031	104	18132	104
16285	114	16486	114	17006	173	17490	114	18032	104	18134	104
16286	114	16488	114	17008	165, 173	17491	114	18033	104	18135	104
16287	114	16490	114	17010	173	17492	114	18040	104	18136	104
16288	114	16492	114	17012	173	17495	114	18050	104	18137	104
16289	114	16494	114	17016	166, 173	17496	114	18051	104	18138	104
16290	114	16516	114	17018	172, 173	17497	114	18052	104	18139	104
16291	114	16518	114	17020	172, 173	17515	114	18053	104	18141	104
16292	114	16520	114	17022	174	17516	114	18054	104	18143	104
16293	114	16522	114	17024	174	17517	114	18056	104	18145	104
16294	114	16536	114	17026	169, 174	17518	114	18060	105	18147	104
16296	114	16538	114	17028	167, 174	17519	114	18061	105	18149	104
16298	114	16540	114	17030	174	17520	114	18062	105	18151	104
16316	114	16541	114	17032	170, 174	17521	114	18063	105	18153	104
16318	114	16542	114	17034	171, 174	17522	114	18070	105	18156	104
16320	114	16544	114	17036	167, 174	17524	114	18071	105	18158	104
16321	114	16546	114	17038	167, 174	17526	114	18074	105	18162	104
16322	114	16550	112	17040	174	17531	114	18075	105	18164	104
16324	114	16552	112	17042	174	17539	114	18080	105	18168	104

Part No.	Page No.
18170	104
18174	104
18175	104
18176	104
18177	104
18178	104
18179	104
18180	104
18181	104
18183	105
18184	105
18185	105
18187	105
18188	105
18189	105
18190	106
18191	106
18192	106
18193	106
18194	106
18195	106
18196	106
18197	106
18198	106
18199	106
18200	106
18201	106, 219
18202	106
18203	106, 219
18204	106, 219
18205	220
18206	106, 220
18207	13, 106, 220
18209	13, 106, 220
18210	106, 220
18212	220
18215	106
18216	112
18217	219
18220	105, 221
18221	13, 105, 221
18222	105, 221
18223	105, 221
18224	105, 221

Part No.	Page No.
18225	13, 105, 221
18226	105, 221
18227	105, 221
18228	221
18230	105, 221
18232	113
18235	140
18250	115, 210
18251	115, 210
18252	115, 210
18253	115, 210
18254	115, 210, 250
18255	115, 210, 250
18256	115, 210
18257	115, 210
18258	115, 210
18259	115, 210
18260	115, 210
18261	115, 210
18262	115, 210
18263	115, 210
18264	115, 210
18266	115, 194, 210
18274	115, 210
18275	115, 210
18276	115, 210
18277	115, 210
18278	115, 210
18279	115, 210
18280	115, 210
18281	115, 210
18282	115, 210
18283	115, 210
18286	115, 172, 210
18287	115, 172, 210
18288	115, 210
18289	115, 210
18290	210
18291	210
18292	115, 172, 210
18293	115, 172, 210
18294	115, 210

Part No.	Page No.
18295	115, 210
18296	115, 172, 210
18297	115, 172, 210
18298	115, 210
18299	115, 210
18300	33, 75, 119, 129
18301	33, 75, 119, 129
18302	75, 119, 129
18303	75, 119, 129
18304	75, 119, 129
18305	75, 119, 129
18306	75, 119, 129
18307	75, 119, 129
18308	75, 119, 129
18309	75, 119, 129
18310	33, 75, 119, 129
18311	33, 75, 119, 129
18312	75, 119, 129
18313	75, 119, 129
18314	75, 119, 129
18315	75, 119, 129
18317	75, 119, 129
18320	33, 119, 129
18321	33, 119, 129
18322	119, 129
18323	119, 129
18325	251
18330	73, 119, 133
18332	73, 119, 133
18334	73, 119, 133
18336	73, 119, 133

Part No.	Page No.
18338	73, 119, 133
18340	73, 119, 133
18342	73, 119, 133
18360	78, 130
18362	130
18363	130
18364	130
18365	130
18366	130
18367	130
18368	130
18430	19, 118
18431	19, 118
18432	19, 118
18433	19, 118
18434	19, 118
18435	19, 118
18436	19, 118
18437	19, 118
18438	19, 118
18439	19, 118
18442	119, 201, 247
18444	119
18446	119
18448	119
18452	119
18454	119
18460	19, 119
18461	19, 119
18462	19, 119
18463	19, 119
18468	19, 119
18470	19, 118
18471	19, 118
18472	18, 118
18473	18, 118
18476	18, 118
18477	18, 118
18478	18, 118
18479	18, 118
18480	18, 118
18481	18, 118
18482	18, 118
18484	18, 118

Part No.	Page No.
18487	18, 118
18488	18, 118
18489	18, 118
18491	18, 118
18500	18, 118
18501	18, 118
18502	18, 118
18503	18, 118
18504	18, 118
18506	19, 119
18507	18, 118
18508	18, 118
18509	18, 118
18510	18, 118
18511	18, 118
18512	18, 118
18513	18, 118
18514	18, 118
18515	19, 119
18516	19, 119
18517	19, 118
18518	19, 118
18519	19, 118
18520	18
18521	18
18522	19
18523	19
18524	18, 118
18525	18, 118
18526	18, 118
18527	18, 118
18530	23
18531	23
18532	23
18533	23
18534	23
18540	23
18541	23
18542	23
18543	23
18544	23
18546	50
18547	110, 113
18548	110, 113
18549	50
18550	50
18551	50

Part No.	Page No.
18552	50
18553	17, 112
18554	112
18555	112, 115
18556	112, 115
18557	112, 115
18558	112
18559	112
18560	17, 112
18561	17, 112
18562	42, 113
18563	42, 113
18564	112
18565	116, 211
18566	116, 211
18567	116, 211
18568	116, 211
18570	56, 116, 211
18571	56, 116, 211
18572	56, 116, 211
18574	56, 116, 211
18576	56, 116, 211
18578	116, 211
18580	56, 116, 211
18582	56, 116, 211
18584	56, 116, 211
18585	116, 211
18586	56, 116, 211
18587	116, 211
18588	116, 211
18589	116, 211
18590	56, 116, 211
18592	56, 116, 211
18594	56, 116, 211
18595	116, 211
18596	56, 116, 211
18597	56, 116, 211

Part No.	Page No.	Part No.	Page No.	Part No.	Page No.	Part No.	Page No.	Part No.	Page No.	Part No.	Page No.
18598	56, 116, 211	18651	21, 113	18787	116, 211	19046	109	19178	108	19292	108
18599	56, 116, 211	18652	21, 113	18800	116	19048	109	19179	108	19296	110
18600	183	18654	17, 112	18802	116	19050	109	19180	108	19298	110
18601	183	18655	17, 112	18804	116	19052	109	19181	108	19300	23, 109, 110
18602	183	18656	112	18806	116	19056	109	19186	108	19302	110
18603	183	18660	111	18808	116	19058	109	19188	108	19310	109, 110
18604	183	18662	111	18810	116	19060	109	19190	108	19312	110
18605	183	18663	111	18812	116	19062	109	19192	108	19320	109, 110
18606	183	18664	111	18814	116	19064	109	19200	108	19322	110
18607	183	18665	111	18816	116	19066	109	19202	108	19330	109, 110
18608	183	18680	111	18818	116	19068	109	19210	108	19332	110
18610	56, 116, 211	18681	111	18820	116	19070	109	19211	108	19336	109, 110
18611	56, 116, 211	18682	111	18822	116	19071	108	19212	108	19338	110
18612	56, 116, 211	18683	111	18824	116	19072	108	19213	108	19340	109
18613	56, 116, 211	18684	111	18826	116	19073	108	19214	108	19342	109
18615	56, 116, 211	18685	111	18828	116	19074	108	19215	108	19350	109
18617	56, 116, 211	18686	111	18830	116	19075	108	19216	108	19352	109
18618	56, 116, 211	18687	111	18832	116	19076	108	19218	108	19360	109
18619	56, 116, 211	18688	111	18834	116	19077	108	19220	108	19361	109
18620	103	18689	111	18836	116	19078	108	19221	108	19362	109
18621	103	18690	111	18838	116	19100	109	19222	108	19363	109
18622	103	18691	111	18840	112	19102	109	19223	108	19364	109
18623	103	18692	111	18841	112	19110	109	19230	108	19365	109
18624	103	18693	111	18845	112	19112	109	19232	108	19366	109
18626	103	18694	111	18846	112	19130	109	19236	108	19367	109
18630	111	18695	111	18847	112	19131	109	19238	108	19380	109
18631	111	18696	111	18848	112	19132	109	19240	108	19382	109
18632	111	18697	111	18849	112	19133	109	19242	108	19384	109
18633	111	18698	111	18850	112	19136	109	19250	108	19386	109
18634	111	18699	111	18851	112	19137	109	19252	108	19390	109
18635	111	18700	116, 211	18852	112	19138	109	19256	108	19392	109
18638	111	18702	116, 211	18853	112	19139	109	19258	108	19394	109
18639	111	18706	116, 211	18854	112	19142	108	19260	108	19396	109
18640	21, 113	18708	116, 211	18985	108, 165	19143	108	19262	108	19400	108, 221
18641	21, 113	18712	116, 211	18986	108, 165	19145	108	19266	108	19402	109, 221
18642	21, 113	18714	116, 211	18990	23, 109	19152	108	19268	108	19403	109, 221
18645	21, 113	18716	116, 211	18992	109	19153	108	19270	108	19405	110, 221
18646	21, 113	18740	116, 211	18996	109	19154	108	19272	108	19406	110, 221
18647	21, 113	18742	116, 211	18998	109	19155	108	19276	108	19407	110, 221
18650	21, 113	18744	116, 211	19000	109	19162	108	19278	108	19408	110, 221
		18746	116, 211	19002	109	19163	108	19280	108	19410	11, 108
		18760	116, 211	19006	109	19164	108	19282	108	19420	110, 113
		18762	116, 211	19008	109	19165	108	19286	108	19422	110, 113
		18764	116, 211	19010	109	19172	108	19287	108	19430	110
		18766	116, 211	19012	109	19174	108	19288	108	19431	110
		18785	116, 211	19040	109	19176	108	19289	108	19432	110
		18786	116, 211	19042	109	19177	108	19290	108, 228		

Part No.	Page No.	Part No.	Page No.	Part No.	Page No.	Part No.	Page No.	Part No.	Page No.	Part No.	Page No.
19433	110	22090	49	22154	16, 47	22232	14, 42	22322	41	22412	14
19434	110	22093	49	22155	16, 47	22233	12	22326	39	22415	14
19435	110	22097	43	22156	16, 47	22236	13	22327	39	22416	14
19450	110, 220	22098	43	22157	16, 47	22237	13	22328	39	22417	14
19452	110, 220	22099	44	22158	16, 47	22238	13	22329	39	22420	14
19453	110, 220	22100	44	22160	48	22240	13	22333	38	22421	14
19454	110, 220	22101	44	22163	48	22242	12	22336	38	22422	14
19455	110, 220	22102	44	22164	48	22243	12	22337	38	22425	14
19456	110, 220	22103	44	22169	48	22244	12	22340	38	22426	14
19457	110, 220	22104	43	22175	48	22245	12	22343	38	22427	14
19460	110, 220	22105	44	22182	48	22246	14	22350	39	22430	14
19461	110, 220	22106	44	22183	48	22248	14	22365	40	22431	14
19462	110, 220	22107	44	22184	48	22250	16, 47	22366	40	22432	14
19463	110, 220	22108	46	22190	180	22251	16, 47	22367	40	22440	14
19465	110, 220	22109	44	22191	180	22253	16, 47	22369	40	22441	14
19467	110, 220	22110	46	22192	52	22254	16, 47	22370	40	22442	14
22000	49	22111	44	22194	52	22255	16, 47	22371	39	22460	14
22005	49	22112	46	22196	52	22256	16, 47	22372	39	22461	14
22010	49	22113	43	22199	52	22257	16, 47	22373	39	22462	14
22012	49	22114	45	22200	12	22258	16, 47	22374	39, 46, 59	22464	14
22015	49	22115	45	22201	12	22260	13, 67	22375	38	22465	14
22017	49	22116	45	22202	12	22262	13, 67	22376	39	22466	14
22020	49	22117	48	22203	12	22265	13, 67	22378	41	22467	14
22022	49	22118	45	22204	12	22267	13, 67	22379	38	22480	12
22024	49	22119	46	22205	12	22268	13, 67	22380	38	22482	12
22026	49	22120	48	22206	12	22270	13, 67	22381	38	22484	12
22030	49	22124	48	22207	12	22272	13, 67	22382	38	22486	12
22032	49	22127	48	22208	12	22273	13, 67	22383	38	22488	12
22040	49	22128	48	22209	12	22276	13	22384	38	22500	49, 208
22042	49	22129	48	22210	12	22277	13	22387	38	22504	49, 208
22044	49	22130	48	22211	12	22280	52	22388	38	22508	49, 208
22045	49	22132	48	22212	12	22281	52	22389	38	22509	49, 208
22046	49	22133	48	22213	12	22282	52	22390	44	22512	49, 208
22050	49	22134	48	22214	12	22283	52	22391	44	22513	49, 208
22054	49	22135	48	22215	12	22284	52	22392	44	22518	49, 208
22060	49	22136	48	22216	12	22285	52	22393	38, 44	22519	49, 208
22061	49	22137	48	22217	12	22286	52	22394	38	22522	49, 208
22062	49	22138	48	22218	12	22287	52	22395	38	22523	49, 208
22063	49	22139	48	22219	12	22290	52	22396	38	22526	49, 208
22064	49	22140	48	22220	14	22291	52	22400	14	22527	49, 208
22070	49	22144	48	22222	14	22292	52	22401	14	22530	49, 208
22079	49	22145	48	22223	14	22294	52	22402	14	22531	49, 208
22080	49	22146	48	22224	14	22300	38, 166	22405	14	22534	49, 208
22082	49	22147	48	22226	14	22311	42	22406	14	22535	49, 208
22084	49	22150	16, 47	22228	14	22312	42	22407	14	22538	49, 208
22085	47	22151	16, 47	22230	12	22315	42	22410	14	22539	49, 208
22086	49	22152	16, 47	22231	14, 42	22320	39	22411	14	22542	49, 208

Part No.	Page No.	Part No.	Page No.	Part No.	Page No.	Part No.	Page No.	Part No.	Page No.	Part No.	Page No.
22543	49, 208	22993	22	23063	42	23142	15, 47	23270	11, 20	25925	8
22546	49, 208	22997	22	23064	42	23170	21	23272	11, 20	25926	8
22547	49, 208	22999	22	23065	42	23171	21	23274	11, 20	25927	8
22548	49, 208	23000	22	23066	14, 42	23180	21	23278	42	25940	8
22549	49, 208	23001	22	23067	14, 42	23181	21	23280	11, 20	25941	8
22550	49, 208	23002	22	23068	14	23182	21	23282	11, 20	25942	8
22551	49, 208	23003	22	23073	14, 42	23183	21	23284	11, 20	25943	8
22554	49, 208	23004	22	23074	14, 42	23184	21	23288	11, 20, 92	25944	8
22555	49, 208	23006	22	23075	16, 40, 42	23185	21	23291	20	25945	8
22558	49, 208	23008	22	23076	16, 40	23188	21	23292	20	25946	8
22559	49, 208	23010	40	23080	16	23204	21	23293	20	25947	8
22600	43	23011	40	23081	16	23210	21	23297	20	25970	137
22601	43	23014	40	23082	16	23211	21	23298	20	25972	137
22602	43	23015	41	23088	17	23215	21	23300	19	25973	137
22603	43	23016	41	23090	16	23220	167	23301	19	25975	138
22604	43	23017	41	23092	16	23221	167	23302	19	25977	138
22608	43	23020	14, 16, 22, 40, 42	23093	16	23222	167	23304	19	25980	137
22610	43	23021	14, 16, 22, 40, 42	23095	16	23223	167	23306	19	25981	137
22620	43	23022	22	23096	16	23224	162	23308	23	25982	137
22621	43	23023	22	23098	16	23225	68, 162	23309	23	25983	137
22622	43	23025	40	23099	16	23226	162	23310	23	25984	137
22623	43	23026	40	23100	219	23228	92	23312	23	25985	137
22628	43	23027	40	23102	12	23229	92	23314	23	25986	137
22630	43	23028	40	23105	15	23230	11, 20	23316	23	25987	137
22640	43	23030	40	23106	15	23232	11, 20	23318	23	25990	137
22642	43	23031	40	23107	15	23233	11, 20	23319	23	25991	137
22645	46	23032	40	23110	17	23235	11, 20	25900	8	25992	137
22650	44	23033	40	23112	17	23237	11, 20	25901	8	25993	137
22652	46	23034	40	23113	17	23240	23	25902	8	25994	137
22653	46	23035	40	23115	219	23242	23	25903	8	25995	137
22654	46	23038	40	23116	17, 219	23243	23	25904	8	25996	137
22670	45	23040	41	23117	17, 219	23244	68	25905	8	25997	137
22972	22	23041	41	23120	17	23245	23	25906	8	26000	9
22973	22	23042	41	23122	21	23246	11, 20	25907	8	26002	9
22974	22	23043	41	23124	15, 47	23247	11, 20	25910	8	26004	9
22975	22	23044	41	23125	23	23248	11, 20	25911	8	26006	9
22977	22	23045	41	23126	23	23249	11, 20	25912	8	26009	10, 60, 63, 229
22979	22	23046	41	23127	23	23250	22	25913	8	26010	9
22980	22	23047	41	23128	23	23251	22	25914	8	26020	9
22982	22	23048	41	23130	15, 47	23252	23	25915	8	26021	9
22983	22	23055	165	23131	15, 47	23253	22	25916	8	26022	9
22985	22	23056	165	23132	15, 47	23255	22	25917	8	26023	9
22986	22	23057	165	23134	15, 47	23260	19	25920	8	26028	9
22988	22	23058	41	23135	15, 47	23266	11, 20	25921	8	26029	9
22989	22	23061	42	23138	15, 47	23267	11, 20	25922	8	26030	9
22990	22			23140	15, 47	23268	11, 20	25923	8		
22991	22			23141	15, 47	23269	11, 20	25924	8		

Part No.	Page No.	Part No.	Page No.	Part No.	Page No.	Part No.	Page No.	Part No.	Page No.	Part No.	Page No.
26032	10, 164, 229	26076	10, 164, 229	26156	130, 136	26245	90	30005	66	30076	69
26033	10, 164, 229	26080	9	26157	130, 136	26310	137	30006	66	30077	69
26035	10, 164, 229	26081	9	26158	130, 136	26311	137	30007	66	30078	69
26036	10, 164, 229	26084	8	26159	130, 136	26313	137	30010	64	30079	69
26038	10, 164, 229	26085	8	26164	130, 136	26314	137	30011	64	30085	67, 69
26040	10, 137, 229	26086	8	26165	130, 136	26315	137	30012	64	30091	69
26041	10, 137, 229	26087	8	26166	130, 136	26316	137	30014	64	30092	69
26042	10, 137, 229	26088	8	26167	130, 136	26320	96	30016	64	30093	69
26043	10, 137, 229	26089	8	26168	130, 136	26322	96	30020	64	30094	69
26044	10, 137, 229	26090	8	26169	130, 136	26324	137	30021	64	30095	69
26045	9	26091	8	26170	96	26326	137	30022	64	30096	69
26046	9	26092	8	26171	96	26700	251	30024	64	30097	69
26047	9	26093	8	26172	96	26702	251	30026	64	30099	69
26048	9	26094	8	26176	96	26704	251	30028	65, 162	30100	69
26050	9	26095	8	26177	96	26706	251	30030	65, 162	30101	69
26051	9	26096	8	26179	138	26708	251	30033	64	30102	69
26053	9	26097	8	26180	138	26800	252	30035	64	30103	69
26054	9	26098	8	26181	138	26801	252	30036	64	30104	69
26055	9	26099	8	26182	138	26805	252	30037	64	30105	69
26056	9	26100	10	26183	138	26806	252	30038	64	30106	68
26057	9	26101	10	26184	138	26810	252	30039	64	30107	68
26058	9	26104	11	26185	138	26815	252	30040	64	30108	68
26059	138	26112	252	26186	138	26820	252	30041	64	30109	68
26060	138	26114	252	26187	138	26825	252	30042	64	30110	68
26061	138	26115	228, 252	26188	138	26830	252	30043	64	30111	68
26062	138	26120	90, 252	26189	138	26831	252	30044	65	30112	68
26063	138	26121	252	26190	138	26835	252	30045	64	30114	68
26064	138	26122	229	26200	229	26836	252	30046	64	30115	68
26065	138	26124	90	26210	96	26840	252	30047	64	30116	68
26066	138	26125	90	26211	96	26845	252	30048	64	30120	66
26067	138	26126	90	26212	88, 96	26900	252	30050	65	30121	64
26068	138	26127	90	26213	88	26902	252	30051	65	30122	64, 65
26069	138	26132	90	26214	88	26904	252	30052	65	30123	64
26072	10, 164, 229	26133	90	26216	88	26906	252	30053	65	30124	67
26073	10, 164, 229	26134	90	26217	88	26908	252	30054	65	30125	67
26074	10, 164, 229	26135	90	26220	9	26910	252	30056	65	30126	67
26075	10, 164, 229	26137	96	26221	9	26912	252	30057	65	30128	64, 67
		26139	96	26222	9	26950	253	30058	65	30129	67
		26140	96	26224	9	26952	253	30059	65	30130	67
		26143	96	26225	9	27500	87	30060	68	30131	64, 67
		26145	96	26227	10, 97	27502	87	30061	68	30132	67
		26147	96	26228	10, 97	27503	87	30062	68	30133	67
		26150	136	26230	9	27504	87	30063	68	30134	67
		26151	136	26232	10, 97	27505	87	30064	68	30135	65, 67
		26152	131, 136	26234	100	30001	68	30070	69	30136	67
		26153	131, 136	26240	90	30002	68, 232	30072	69	30137	65, 67
		26154	130, 136	26241	90	30003	68, 232	30074	69	30138	67

Part No.	Page No.	Part No.	Page No.	Part No.	Page No.	Part No.	Page No.	Part No.	Page No.	Part No.	Page No.
30139	67	30251	73, 133	31080	71	34231	99	36112	74	36204	10, 96, 97
30142	92	30252	73, 133	31082	71	34232	99	36113	155	36205	10, 96, 97
30143	92	30253	73, 133	31083	71	34233	99	36115	74	36208	10, 97
30144	92	30254	73, 133	31084	71	34238	82, 99	36116	74	38060	102
30145	92	30255	73, 133	31085	71	34240	99	36120	178	38061	102
30146	92	30256	73, 133	31090	71	34241	99	36121	178	38064	102
30152	65	30257	73, 133	31092	71	34242	99	36122	178	38065	102
30153	65	30258	73, 133	31093	71	34243	99	36123	178	38070	253
30155	66	30260	73	31094	71	34244	99	36124	155, 178	38072	55, 253
30156	66	30300	66, 73	31095	71	34245	99	36125	178	38080	103
30158	67, 162	30301	66	31100	70	34246	99	36126	178	38082	103
30159	67, 162	30302	66	31105	70	34247	99	36130	178	38084	103
30160	41, 67	30304	66	31106	70	34250	99	36132	178	38085	102
30163	67, 162	30306	66	31120	72	34251	99	36134	155	38090	103
30165	23, 166	30308	66	31122	70	34252	99	36136	178	38098	102
30166	23, 166	30310	66	31130	72	34253	99	36137	178	38100	102
30170	72	30320	65	31135	72	34254	99	36140	93, 155	38101	102
30171	72	30321	65	31136	72	34255	99	36141	93, 155	38102	102
30172	72	30322	65	31137	72	34256	99	36142	93, 155	38108	102
30173	72	30324	65	31138	72	34257	99	36145	155	38109	102
30174	72	30326	65	31139	72	34262	99, 107	36147	251	38110	102
30178	74, 133	30370	72	31140	72	34264	99, 107	36150	74	38112	102
30179	74, 133	30371	72	31150	72	34266	99	36151	74	38113	102
30180	69	30372	72	31151	72	34272	89	36154	74	38114	103
30182	69	30373	72	31152	72	34273	89	36155	74	38115	103
30184	69	30375	72	31153	72	34274	89	36160	97	38116	103
30186	69	31020	71	31154	72	34275	89	36161	97	38118	162
30188	69	31022	71	31159	72	34280	75, 135	36164	97	38119	162
30190	69	31024	71	31160	73	34282	75, 135	36165	97	38120	102
30192	69	31028	71	32026	71	34284	75, 135	36166	97	38121	102
30200	133	31030	70	34145	96	34285	75, 135	36167	97	38122	102
30202	73, 133	31031	71	34150	99	34286	75, 135	36168	97	38124	102
30204	73, 133	31032	71	34152	99	34290	75, 135	36169	97	38126	163
30206	73, 133	31033	71	34153	99	34292	75, 135	36170	97	38128	162
30208	73, 133	31034	71	34180	99	34294	75, 135	36171	97	38130	162
30210	73, 133	31035	71	34181	99	34295	75, 135	36172	97	38131	102
30212	73, 133	31036	71	34182	99	34296	75, 135	36173	97	38132	102
30214	73, 133	31037	71	34183	99	36092	92, 164	36174	97	38133	102
30220	73, 133	31038	71	34200	99	36093	92, 164	36175	97	38134	102
30222	73, 133	31040	70	34210	100	36103	93, 155	36176	97	38135	102
30224	73, 133	31050	70	34212	100	36105	93	36177	97	38136	102
30226	73, 133	31064	70, 177	34213	100	36106	155	36180	97	38138	102
30228	73, 133	31066	70, 177	34214	100	36107	155	36181	97	38139	102
30240	73	31070	70	34215	100	36108	93	36182	97	38145	162
30241	73	31071	70	34217	100	36109	93	36183	97	38150	101, 163, 253
30242	73	31072	70	34220	99	36110	155	36202	10, 93, 159		
30250	73, 133	31073	70	34230	99	36111	155	36203	10, 97, 159		

Part No.	Page No.
38152	101, 163, 253
38200	103
38250	103
38251	103
38382	153
40090	134, 230
40100	142, 229
40102	142, 229
40104	142, 229
40107	229
40108	229
40112	155, 175, 249
40114	142, 230
40116	230
40117	230
40118	230
40119	230
40133	142
40134	142
40136	142
40137	142
40160	130, 142
40161	130, 142
40162	130, 142
40168	130, 142
40170	130, 142
40180	135
40185	135
40186	135
40200	142
40201	142
40203	142
40213	142
40215	142
40216	135
40217	135
40218	135
40219	135
40220	135
40222	135, 165
40223	135
40224	135
40225	135
40226	135
40227	135, 165

Part No.	Page No.
40228	135
40229	135, 165
40230	135
40232	135
40235	135, 165
40236	135
40237	135
40238	135
40239	135
40240	135
40242	135
40243	135
40244	135
40245	135
40246	135, 165
40250	135
40251	135
40254	93, 134
40255	93, 134
40260	134
40261	134
40262	134
40266	134
40290	134
40300	93, 134
40301	93, 134
40302	93, 134
40303	93, 134
40304	93, 134
40305	93, 134
40306	93, 134
40307	93, 134
40320	134, 164
40325	136, 164
40326	136, 164
40327	136
40328	164
40330	134, 164, 229
40340	130, 135
40341	130, 135
40342	130, 135
40343	130, 135
40350	74, 130, 135
40351	74, 130, 135

Part No.	Page No.
40353	74, 130, 135
40354	74, 130, 135
40356	74, 130, 135
40357	74, 130, 135
41005	29
41006	29
41007	29
41008	29
41009	29
41012	29, 35, 123
41013	29
41014	29
41015	29
41022	29
41026	29
41027	29
41028	29
41031	168
41032	168
41033	168
41040	30
41042	30
41043	30
41044	30
41045	30
41046	30
41048	30
41049	30
41050	28
41051	28
41052	28
41053	28
41054	28
41055	28
41060	29
41061	29
41062	29
41064	29
42000	25
42001	25
42004	25
42005	25
42011	24
42014	25

Part No.	Page No.
42016	25
42019	27
42021	27
42022	27
42023	27
42024	27
42025	27, 35, 123, 127
42026	25
42027	27, 35, 123, 127
42029	27
42030	27
42032	27, 35, 123, 127
42033	27, 35, 123, 127
42039	27
42040	27
42041	27
42042	27
42043	27
42045	29
42046	29
42052	32, 127
42053	32, 127
42054	32, 127
42056	32, 127
42057	32, 127
42058	32, 127
42060	32, 127
42061	32, 127
42062	32, 127
42070	31
42071	31
42072	31
42074	31
42078	31
42079	26
42080	26
42081	26, 185
42082	26, 185
42083	26, 184, 185
42084	26, 184, 185
42085	24, 185
42086	24, 185
42087	24, 185

Part No.	Page No.
42088	24, 185
42089	24
42090	24
42091	24
42094	24
42095	24
42100	26
42101	26
42102	26
42103	26
42104	26
42105	26
42108	26
42109	26
42110	25, 184
42111	25, 184
42112	28
42113	28
42114	28
42115	28
42116	28
42117	28
42118	25, 184
42119	25, 184
42120	25
42128	25
42129	25
42130	185
42133	26
42134	26
42135	185
42136	185
42137	26
42140	28
42141	28
42142	28
42143	28
42144	28
42150	28
42151	28
42152	28
42154	28
42155	28
42160	28
42180	25
42181	25
42185	26

Part No.	Page No.
42186	26
42187	26, 212
42188	26, 212
44028	176, 243, 259
44030	240, 261
44032	240, 261
44034	240, 261
44036	243, 259
44037	176, 243, 259
44039	176
44045	255
44046	240, 260
44047	240, 260
44048	240, 260
44053	261
44056	240, 260
44057	240, 260
44058	240, 260
44060	176, 261
44061	176, 261
44062	176, 261
44063	176, 261
44065	261
44066	176, 261
44067	176, 261
44076	240, 260
44077	240, 260
44080	261
44096	256
44097	256
44098	256
44100	256
44101	256
44102	256
44103	256
44104	256
44106	256
44107	256
44108	256
44109	256
44110	256
44111	146, 256
44112	256
44113	256
44114	256

Part No.	Page No.	Part No.	Page No.	Part No.	Page No.	Part No.	Page No.	Part No.	Page No.	Part No.	Page No.
44115	256	44189	243, 257	44251	254	48033	32, 129	48271	131, 178	48364	125, 165
44116	256	44190	255	44253	254	48034	32, 129	48272	131, 178	48365	125, 165
44117	146, 256	44191	255	44265	175, 254	48035	32, 129	48273	131, 178	48366	125, 165
44119	256	44192	255	44266	175, 254	48036	32, 129	48275	131, 178	48368	125, 165
44120	257	44193	255	44270	255	48037	30	48276	131, 178	48369	125, 165
44121	257	44194	255	44271	255	48040	33, 128	48277	131, 178	48370	125, 165
44122	257	44195	255	46100	127	48048	33, 128	48278	131, 178	48371	125, 165
44123	257	44196	243, 257	46101	127	48050	33, 128	48279	131, 178	48372	125, 165
44124	257	44197	243, 257	46110	127	48052	33, 128	48300	33, 128	48373	125, 165
44125	257	44198	243, 257	46170	114	48054	33, 128	48301	33, 128	48374	125, 165
44126	257	44200	257	46300	124	48056	33, 128	48302	33, 128	48375	125, 165
44127	257	44210	257	46301	124	48058	33, 128	48303	33, 128	48376	125, 165
44128	256	44211	257	46302	124	48060	33, 128	48304	33, 128	48378	125, 165
44129	257	44212	257	46304	124	48062	33, 128	48305	33, 128	48379	125, 165
44130	144	44213	257	46310	126	48064	128	48306	33, 128	48380	125, 165
44131	144	44214	257	46312	126	48066	128	48307	33, 128	48381	125
44132	144	44215	257	46332	126	48068	128	48308	33, 128	48382	125, 165
44134	261	44216	257	46340	126	48070	128	48310	33, 128	48383	125, 165
44135	261	44217	257	46341	126	48072	128	48311	33, 128	48384	125
44136	261	44218	257	46400	124	48074	128	48312	33, 128	48385	125, 165
44137	261	44219	257	46401	124	48076	128	48313	33, 128	48386	125, 165
44138	261	44220	245, 258	46402	124	48078	128	48314	33, 128	48387	125, 165
44139	261	44222	245, 258	46404	124	48200	131, 178	48315	33, 128	48388	125, 165
44140	255	44223	245, 258	46420	126	48201	131, 178	48316	33, 128	48389	125
44148	25, 255	44224	245, 258	46440	126	48204	131, 178	48317	33, 128	48390	125
44149	25, 255	44225	254	48000	167	48205	131, 178	48318	33, 128	48398	125
44150	255	44226	254	48002	167	48210	132, 179	48320	128, 135	48399	125
44151	255	44228	254	48004	167	48211	132, 179	48322	128, 135	48400	125
44152	255	44229	254	48006	131, 167	48212	132, 179	48326	33, 128	48401	125
44153	255	44230	254	48010	31	48214	132, 179	48327	128, 135	48402	125
44154	255	44231	254	48011	31	48215	132, 179	48328	128, 135	48403	125
44155	255	44232	254	48012	31	48217	132, 179	48330	33	48404	125
44165	232	44233	254	48013	31	48240	177	48332	33	48405	125
44168	175, 255	44234	254	48014	31	48242	177	48349	125	48407	125
44175	255	44235	254	48017	31	48245	177	48350	125	48408	125
44176	255	44236	254	48018	32, 129	48246	177	48351	125	48409	125
44178	255	44237	254	48019	32, 129	48247	177	48352	125	48410	125
44179	254, 255	44238	254	48020	32, 129	48250	177	48353	125	48413	125, 165
44180	243, 257	44239	254	48021	32, 129	48251	177	48354	125	48414	125, 165
44181	243, 257	44240	254	48022	32, 129	48252	177	48355	125	48415	125, 165
44182	243, 257	44242	175, 254	48023	32, 129	48253	177	48356	125	48416	125, 165
44183	243, 257	44243	254	48025	30	48260	132, 170, 179	48358	125	48417	125, 165
44184	243	44245	254	48026	32, 129	48261	132, 170, 179	48359	125	48418	125, 165
44185	243, 257	44246	254	48027	32, 129	48262	132, 170, 179	48360	125	48419	125, 165
44186	243, 257	44247	254	48028	32, 129	48270	131, 178	48361	125, 165	48420	125, 165
44187	243, 257	44249	254	48030	32, 129			48362	125, 165	48422	125, 165
44188	243, 257	44250	254	48032	32, 129			48363	125, 165	48423	125, 165

Part No.	Page No.	Part No.	Page No.	Part No.	Page No.	Part No.	Page No.	Part No.	Page No.	Part No.	Page No.
48424	125, 165	49549	120	49624	120	49720	120	49780	121	50021	34, 91, 122
48425	125, 165	49550	120	49625	120	49721	120	49781	121	50029	34, 122
48426	125	49551	120	49626	120	49722	120	49800	121	50030	34, 122
48427	125	49562	120	49630	120	49723	120	49801	121	50032	34, 122
48430	125	49565	120	49631	120	49724	120	49802	121	50035	34, 122
48434	125	49566	120	49632	120	49725	120	49803	121	50036	34, 122
48440	125	49567	120	49633	120	49730	120	49804	121	50037	34, 122
48444	125	49568	120	49634	120	49731	120	49805	121	50040	32, 34, 122
48465	125	49569	120	49640	121	49732	120	49811	121	50060	34, 122
48466	125	49570	120	49641	121	49733	120	49812	121	50061	34, 122
48500	177	49571	120	49642	121	49734	120	49813	121	50062	34, 122
48501	177	49572	120	49643	121	49735	120	49814	121	50063	34, 122
48502	177	49573	120	49644	121	49736	120	49820	121	50066	34, 122
48503	177	49574	120	49645	121	49737	120	49821	121	50067	34, 122
48505	177	49577	120	49646	121	49738	120	49822	121	50068	34, 122
48506	177	49578	120	49650	121	49739	120	49830	121	50070	34, 122
48507	177	49579	120	49651	121	49740	120	49831	121	50072	34, 122
48508	177	49580	120	49652	121	49741	120	49832	121	50076	34, 122
49502	120	49581	120	49653	121	49742	120	49833	121	50077	34, 122
49505	120	49584	120	49670	121	49743	120	49834	121	50080	34, 122
49506	120	49585	120	49671	121	49744	120	49836	121	50082	34, 122
49507	120	49587	120	49672	121	49745	120	49837	121	50090	36, 126
49508	120	49588	120	49673	121	49746	120	49838	121	50091	36, 126
49509	120	49589	120	49674	121	49747	120	49839	121	50092	36, 126
49510	120	49590	120	49675	121	49748	120	49841	121	50093	36, 126
49511	120	49591	120	49676	121	49749	120	49842	121	50094	36, 126
49512	120	49592	120	49680	121	49750	120	49843	121	50095	36, 126
49513	120	49596	120	49681	121	49751	120	49844	121	50096	36, 126
49514	120	49599	120	49682	121	49752	120	49845	121	50097	36, 126
49517	120	49600	120	49683	121	49753	120	49847	121	50098	36, 126
49518	120	49601	120	49684	121	49754	120	49848	121	50099	36, 126
49519	120	49602	120	49685	121	49755	120	49849	121	50100	35, 123
49520	120	49603	120	49686	121	49756	120	49850	121	50101	35, 123
49521	120	49604	120	49700	120	49760	121	49852	121	50102	35, 123
49532	120	49605	120	49701	120	49761	121	49853	121	50103	35, 123
49535	120	49606	120	49702	120	49762	121	49854	121	50104	35, 123
49536	120	49610	120	49703	120	49763	121	49855	121	50105	35, 123
49537	120	49611	120	49704	120	49765	121	49857	121	50108	36, 126
49538	120	49612	120	49705	120	49770	121	49858	121	50109	36, 126
49539	120	49613	120	49706	120	49771	121	50000	34, 122	50110	33, 128
49540	120	49614	120	49710	120	49772	121	50001	34, 122	50111	33, 128
49541	120	49615	120	49711	120	49773	121	50004	34, 91, 122	50113	33, 128
49542	120	49616	120	49712	120	49774	121	50010	34, 122	50114	33, 128
49543	120	49620	120	49713	120	49775	121	50011	34, 122	50115	33, 128
49544	120	49621	120	49714	120	49776	121	50018	34, 122	50116	33, 128
49547	120	49622	120	49715	120	49777	121	50019	34, 122	50117	33, 128
49548	120	49623	120	49716	120	49778	121	50020	34, 122	50118	33, 128

Part No.	Page No.
50119	33, 128
50120	35, 123
50121	35, 123
50125	35, 123
50127	35, 123
50129	35, 123
50130	35, 123
50131	35, 123
50132	35, 123
50133	35, 123
50135	35, 123
50136	35, 123
50137	35, 123
50138	34, 122
50139	34, 122
50140	128, 135
50141	128, 135
50142	128, 135
50143	128, 135
50150	35, 123
50180	35, 123
50182	34, 122
50183	35, 123
50184	32, 34, 122
50185	34, 122
50199	34, 122
50200	34, 122
50201	121
50202	121
50203	74, 132
50204	74, 132
50209	36, 125, 165
50212	36, 125, 165
50213	36, 125, 165
50215	36, 125, 165
50250	26
50251	26
50300	36
50310	36
50320	36, 121, 128
50321	36, 121, 128
50322	121, 128
50323	121, 128

Part No.	Page No.
50324	121, 128
50330	36, 121, 128
50331	36, 121, 128
50332	121, 128
50333	121, 128
50334	121, 128
50732	155
50733	155
50734	155
50735	155
50740	133
50741	97, 133
50742	97, 133
50743	97, 133
50744	97, 133
50745	97, 133
50750	97, 133
50751	97, 133
50752	97, 133
50753	97, 133
50754	97, 133
50760	97, 133
50761	97, 133
50762	97, 133
50763	97, 133
50764	97, 133
50765	97, 133
50766	97, 133
50770	97, 133
50771	97, 133
50772	97, 133
50773	97, 133
50774	97, 133
50775	97, 133
50776	97, 133
50780	97, 133
50781	97, 133
50782	97, 133
50783	97, 133
50784	97, 133
50785	97, 133
50800	130, 228
50801	228
50802	228
50803	228

Part No.	Page No.
50804	228
50805	228
50806	228
50807	228
50808	228
50810	130, 228
50811	130, 228
50812	130, 228
50813	130, 228
50814	130, 228
50815	130, 228
50816	130, 228
50817	130, 228
50818	130, 228
50820	130, 228
50821	228
50822	228
50823	228
50824	228
50825	228
50826	228
50827	228
50830	130, 228
50831	130, 228
50832	130, 228
50833	130, 228
50834	130, 228
50835	130, 228
50836	130, 228
50837	130, 228
50840	97
50855	35, 123
50890	131, 136
50892	131, 136
50894	131, 136
50896	131, 136
50900	131, 136
50901	131, 136
50902	131, 136
50904	131, 136
50905	131, 136
50906	131, 136
50907	131, 136
50910	136
50950	131, 136
50951	131, 136
52100	178

Part No.	Page No.
52102	178
52112	170
52113	170
52114	170
52115	170
52116	170
52120	45, 180
52122	45, 180
52124	45, 180
52126	45, 180
52128	180
52130	180
52132	45, 180
52133	45, 180
52140	180
52142	180
52144	180
52145	180
52146	180
52148	180
52170	180
52171	180
52172	180
52175	180
52176	180
52177	180
52178	180
52179	180
52300	179
52301	179
52302	179
52303	179
52304	179
52305	179
52306	179
52307	179
52310	179
52312	179
52314	179
52316	179
52320	157, 179
52322	157, 179
52325	179
52345	183
52350	183
52351	183
52352	183

Part No.	Page No.
54050	28, 45
54060	28, 45
54070	13, 45, 156
54071	13, 45, 156
54072	13, 45, 156
54090	141, 168
54091	141, 168
54092	141, 168
54094	141, 168
54095	141, 168
54098	141
54099	141
54100	141
54101	141
54104	141
54105	141
54106	141, 168
54107	141
54108	250
54110	250
54112	250
54113	250
54114	250
54115	64, 250
54116	64, 250
54117	64, 250
54118	250
54119	250
54120	250
54121	250
54122	250
54124	250
54125	250
54127	250
54128	250
54130	161, 251
54135	163, 251
54142	140, 163, 251
54145	140, 251
54147	140, 168
54149	140, 168
54150	140, 168
54152	140, 168
54154	139
54158	140
54159	140

Part No.	Page No.
54163	140
54164	140
54166	140
54167	140
54168	140
54170	140
54171	140
54173	140
54174	140
54175	140
54180	141
54181	141
54182	141
54185	138
54186	138
54193	139
54194	139
54195	139
54196	139
54197	139
54198	139
54199	139
54200	138
54201	138
54202	138
54203	138
54204	139
54205	139
54206	139
54207	139
54210	138
54211	138
54212	139
54213	139
54214	138
54215	138
54216	139
54217	139
54218	138
54219	138
54220	139
54221	139
54222	138
54223	138
54224	138
54225	138
54226	138

Part No.	Page No.	Part No.	Page No.	Part No.	Page No.	Part No.	Page No.	Part No.	Page No.	Part No.	Page No.
54227	138	55000	170	55070	168	55140	171	55992	184	56075	213
54228	139	55001	170	55071	168	55150	171	55993	184	56077	193
54229	139	55002	170	55072	168	55160	171	55994	184	56078	193
54230	138	55003	170	55073	168	55170	169	55995	184	56079	193
54231	138	55004	170	55077	173	55171	169	55996	184	56080	193
54232	139	55005	170	55078	173	55220	154, 161, 163, 253	55997	184	56085	193
54233	139	55006	170	55079	173	55224	154, 161, 163, 253	55998	184	56086	193
54234	138	55007	170	55080	173	55226	154, 161, 163, 253	55999	184	56087	193
54235	138	55010	170	55081	173	55230	156, 169	56010	186	56088	193
54236	139	55011	170	55082	173	55232	169	56011	186	56089	193
54237	139	55012	170	55084	173	55900	182	56012	186	56090	54, 192
54238	138	55013	170	55085	173	55901	182	56014	186	56091	54, 192
54239	138	55014	170	55086	173	55902	182	56015	186	56092	54, 192
54240	138	55015	170	55087	173	55903	182	56018	186	56093	54, 192
54241	138	55016	170	55090	173	55904	182	56019	186	56094	54, 192
54244	139	55017	170	55091	173	55910	182	56020	186	56095	54, 192
54245	139	55020	171	55092	173	55911	182	56027	187	56097	193
54248	139	55022	171	55093	173	55912	182	56028	187	56098	54, 192
54249	139	55024	171	55094	173	55920	182	56029	187	56099	54, 192
54256	139	55025	171	55095	173	55921	182	56030	187	56100	194
54257	139	55026	171	55096	173	55922	182	56031	187	56102	194
54258	139	55027	171	55097	173	55930	182	56034	187	56103	194
54259	139	55028	171	55098	173	55931	182	56035	187	56104	194
54260	139	55030	169	55099	173	55932	169	56042	187	56105	194
54261	139	55031	169	55100	166	55933	169	56044	187	56106	54, 192
54264	139	55032	169	55101	166	55960	184	56046	187	56107	54, 192
54265	139	55033	169	55102	166	55961	184	56047	187	56109	54, 192
54268	139	55034	170, 172	55103	166	55962	184	56048	187	56110	54, 115, 192, 210
54269	139	55035	170, 172	55105	166	55970	184	56049	187	56111	54, 192
54272	139	55036	170, 172	55106	166	55971	184	56050	187	56112	54, 192
54273	139	55037	170, 172	55107	166	55972	184	56051	187	56113	193
54276	139	55038	172	55108	166	55973	184	56052	215	56114	193
54277	139	55039	172	55109	166	55974	184	56053	215	56115	193
54278	139	55040	172	55110	166	55976	185	56060	217	56116	54, 193
54279	139	55042	172	55111	166	55977	185	56061	217	56118	54, 193
54280	139	55044	172	55112	165	55978	185	56062	217	56119	54, 193
54282	139	55046	172	55115	166	55979	185	56063	217	56120	193
54284	139	55050	172	55116	166	55980	185	56064	217	56121	193
54286	139	55051	172	55125	166	55981	184, 185	56065	217	56123	55, 217
54288	139	55052	172	55126	166	55982	184, 185	56066	54, 192	56124	55, 217
54290	139	55054	172	55128	167	55983	184, 185	56067	54, 192	56125	193
54292	139	55055	172	55130	167	55988	185	56068	54, 192	56126	55, 217
54294	139	55056	172	55131	167	55989	185	56070	194	56127	217
54302	11, 20, 139	55058	169	55132	167	55990	184	56071	194	56130	217
54304	11, 20, 139	55059	169	55133	167	55991	184	56072	194	56131	217
54306	11, 20, 139	55060	169	55134	167			56073	54, 192	56132	217
54308	11, 20, 139	55062	169	55135	167			56074	193, 213		

Part No.	Page No.
56133	217
56134	217
56136	217
56138	217
56141	202
56142	202
56143	202
56144	202
56145	202
56146	202
56147	202
56148	202
56152	203
56153	202
56154	202
56155	202
56156	202
56161	207
56162	207
56165	207
56169	207
56171	207
56186	192
56187	192
56188	192
56190	192
56192	189
56193	189
56194	189
56196	192
56197	192
56198	189, 192
56199	189, 192
56204	182, 185, 186, 221
56206	182, 185, 187, 221
56208	182, 185, 186, 221
56210	182, 185, 187, 221
56212	182, 185, 187, 221
56214	182, 185, 186, 189, 221
56216	182, 185, 187, 221
56217	182, 185, 187, 221

Part No.	Page No.
56218	182, 185, 187, 221
56220	182, 185, 186, 221
56221	190
56222	190
56223	190
56224	190
56225	187
56226	190
56227	190
56228	190
56229	190
56230	190
56232	190
56233	190
56234	190
56235	190
56236	190
56238	190
56240	190
56242	190
56244	190
56245	216
56247	216
56248	216
56250	186
56251	186
56252	186
56253	186
56256	187, 191
56260	186
56261	186
56262	186
56264	186
56265	186
56266	186
56267	186
56270	187
56271	187
56272	187
56273	187
56274	187
56275	187
56276	187
56278	183
56280	182, 183, 185, 221

Part No.	Page No.
56284	182, 183, 185, 221
56286	182, 183, 185, 221
56288	183
56290	189
56292	189
56294	189
56295	189
56296	189
56297	189
56298	189
56303	184
56304	184
56305	184
56307	184
56308	184
56309	184
56310	181
56311	181
56312	181
56313	181
56314	181
56318	185
56319	185
56320	191
56321	191
56322	191
56323	191
56324	191
56325	191
56326	191
56328	191
56330	181
56331	181
56334	181
56335	181
56336	181
56337	181
56338	181
56339	181
56341	181
56344	181
56345	181
56346	181
56347	181
56352	181

Part No.	Page No.
56354	181
56355	181
56356	181
56357	181
56358	181
56361	195
56362	206
56364	206
56365	206
56366	206
56367	206
56368	206
56369	207
56370	207
56372	207
56373	207
56374	207
56375	207
56376	207
56378	207
56379	207
56380	194
56381	194
56382	194
56383	194
56384	194
56385	194
56386	194
56387	194
56388	194
56389	194
56390	207
56391	207
56392	207
56393	207
56394	207
56395	207
56405	209
56406	209
56407	209
56408	209
56409	209
56410	209
56411	209
56412	209
56413	209
56414	209

Part No.	Page No.
56415	209
56416	209
56417	209
56418	209
56419	209
56420	209
56421	209
56422	209
56472	209
56505	209
56506	209
56507	209
56508	209
56509	209
56510	209
56511	209
56512	209
56513	209
56514	209
56515	209
56516	209
56517	209
56518	209
56519	209
56520	209
56521	209
56522	209
56523	209
56524	209
56525	209
56526	209
56527	209
56528	209
56529	209
56530	209
56572	209
56607	209
56608	209
56609	209
56610	209
56611	209
56612	209
56613	209
56614	209
56615	209
56616	209
56617	209

Part No.	Page No.
56618	209
56619	209
56620	209
56621	209
56622	209
56672	209
56703	209
56704	209
56705	209
56706	209
56707	209
56708	209
56709	209
56710	209
56711	209
56712	209
56713	209
56714	209
56715	209
56716	209
56717	209
56718	209
56719	209
56720	209
56721	209
56722	209
56723	209
56724	209
56725	209
56726	209
56727	209
56728	209
56729	209
56730	209
56732	209
56734	209
56736	209
56738	209
56740	209
56742	209
56744	209
56772	209
56806	172, 209
56807	172, 209
57008	182, 208
57010	182, 208
57012	182, 208

Part No.	Page No.	Part No.	Page No.	Part No.	Page No.	Part No.	Page No.	Part No.	Page No.	Part No.	Page No.
57013	182, 208	57160	182, 208	57304	182	57905	188	57996	188	60001	51
57014	182, 208	57161	182, 208	57306	182	57906	188	58001	188	60002	51
57015	182, 208	57162	182, 208	57308	182	57907	188	58002	187, 188	60003	51
57016	182, 208	57164	182, 208	57310	182	57908	188	58004	117, 210	60004	51
57017	182, 208	57166	182, 208	57312	182	57909	188	58005	117, 210	60005	18, 51
57018	182, 208	57167	182, 208	57314	182	57910	188	58006	117, 210, 250	60006	18, 51
57019	182, 208	57168	182, 208	57316	182	57911	188	58008	117, 210	60007	51
57020	182, 208	57169	182, 208	57334	181	57912	188	58010	117, 210	60008	51
57021	182, 208	57170	182, 208	57335	181	57913	188	58012	117, 210	60009	51
57022	182, 208	57171	182, 208	57336	181	57914	188	58013	117, 210	60010	51
57024	182, 208	57172	182, 208	57337	181	57916	188	58014	117, 210	60011	51
57026	182, 208	57173	182, 208	57338	181	57922	188	58015	117, 210	60012	51
57028	182, 208	57174	182, 208	57350	208	57924	188	58016	117, 210, 250	60013	51
57040	182	57175	182, 208	57352	208	57926	188	58018	117, 210	60014	17, 51
57052	208	57176	182, 208	57354	208	57928	188	58020	117, 210	60015	17, 51
57054	208	57178	182, 208	57356	208	57930	188	58022	117, 210	60016	17, 51
57056	208	57180	182, 208	57358	208	57932	188	58034	117, 210	60017	17, 51
57058	208	57182	182, 208	57360	208	57934	188	58035	117, 210	60018	51
57060	208	57184	182, 208	57362	208	57936	188	58036	117, 210	60019	51
57062	208	57186	208	57364	208	57940	188	58038	117, 210	60020	51
57064	208	57188	172, 208	57366	208	57941	188	58040	117, 210	60021	51
57066	208	57189	172, 208	57368	208	57942	188	58042	117, 210	60022	51
57068	208	57190	172, 208	57370	208	57943	188	58044	117, 210	60023	52
57070	208	57191	172, 208	57372	208	57944	188	58058	117, 210	60024	17, 51
57072	208	57192	208	57374	208	57945	188	58059	117, 210	60025	54, 189
57074	208	57254	208	57800	191	57946	188	58060	117, 172, 210	60026	57
57076	208	57256	208	57801	191	57947	188	58062	117, 210	60027	17, 51
57078	208	57258	208	57802	191	57948	188	58068	117, 210	60028	45, 180
57080	208	57260	208	57803	191	57949	188	58069	117, 210	60029	51, 123
57082	208	57262	208	57804	191	57950	188	58070	117, 172, 210	60030	35, 51, 123
57084	208	57264	208	57805	191	57951	188	58072	117, 202, 210	60031	46
57086	208	57266	208	57810	191	57952	188	58079	117, 210	60032	46
57088	208	57268	208	57811	191	57953	188	58080	117, 210	60033	46
57090	208	57270	208	57812	191	57954	188	58082	117, 210	60034	55, 217
57092	208	57272	208	57813	191	57956	188	58084	210	60035	55, 217
57094	208	57274	208	57814	191	57962	188	58085	210	60036	217
57096	208	57276	208	57820	57, 216	57964	188	58086	210	60037	217
57098	208	57278	208	57822	57, 216	57966	188	58088	117, 210	60038	217
57099	208	57280	208	57824	57, 216	57968	188	58089	117, 172, 210	60039	99
57152	208	57282	208	57826	57, 216	57970	188	58098	117, 210	60040	99
57153	208	57284	208	57830	188	57972	188	58099	117, 172, 210	60041	17, 51
57154	208	57286	208	57831	188	57974	188	58112	117, 210	60042	56, 215
57155	208	57288	208	57832	188	57976	188	60000	51	60043	56, 215
57156	208	57290	208	57833	188	57990	188			60044	56, 215
57157	208	57292	208	57902	188	57992	188			60045	56, 215
57158	208	57294	208	57903	188	57994	188			60046	56, 215
57159	208	57302	182	57904	188	57995	188			60048	56, 215

Part No.	Page No.	Part No.	Page No.	Part No.	Page No.	Part No.	Page No.	Part No.	Page No.	Part No.	Page No.
60050	57, 216	60103	53, 200	60183	203	60282	204	60510	217	64201	199
60051	57, 216	60104	53, 200	60185	55, 205	60283	203	60511	217	64202	171, 199
60052	57, 216	60106	53, 200	60186	56, 215	60285	204	60512	217	64203	171, 199
60053	57, 216	60107	53, 200	60187	215	60286	204	60513	217	64204	199, 207
60054	57, 216	60108	117, 201	60188	56, 215	60287	204	60514	217	64205	199, 207
60055	217	60109	201	60189	215	60288	204	60515	217	64206	199, 207
60056	217	60110	214	60190	54, 188	60289	204	64100	199	64207	199, 207
60058	57, 216	60111	214	60192	215	60300	53, 117, 201	64130	198	64208	199, 207
60059	57, 216	60112	53, 200	60193	215	60301	53, 117, 201	64131	198	64209	199, 207
60060	59, 142	60113	53, 200	60194	215	60302	53, 117, 201	64132	198	64210	199
60061	59, 142	60114	53, 200	60195	215	60304	53, 117, 201	64136	198	64212	199
60062	59, 142	60115	53, 200	60196	215	60306	53, 117, 201	64141	198	64214	199
60063	59, 142	60122	214	60197	215	60308	53, 117, 201	64143	198	64216	196
60064	52, 83	60126	214	60198	215	60310	53, 117, 201	64145	198	64218	196
60065	57, 205	60128	214	60200	188	60312	53, 117, 201	64146	198	64220	199
60066	57, 205	60134	214	60201	188	60314	53, 117, 201	64147	198	64222	199
60067	18, 51	60135	214	60203	188	60318	53, 117, 201	64149	198	64230	199
60068	51	60136	214	60204	188	60320	53, 117, 201	64151	198	64232	199
60070	46	60138	214	60205	188	60322	53, 117, 201	64154	198	64234	199
60072	51	60140	214	60206	188	60324	53, 117, 201	64158	198	64255	195, 247
60073	53, 201	60141	214	60207	188	60326	53, 117, 201	64160	198	64260	195, 247
60074	236	60143	213	60208	188	60328	53, 117, 201	64161	198	64263	195, 247
60075	55, 236	60144	213	60209	188	60330	53, 117, 201	64162	198	64264	195, 247
60076	51	60145	213	60210	188	60335	53, 117, 201	64163	198	64265	195, 247
60077	54, 189	60146	213	60218	212	60336	53, 117, 201	64164	198	64267	195, 247
60079	56, 201	60147	213	60220	53, 201	60350	83	64165	198	64269	198
60080	54, 189	60148	205	60221	53, 201	60352	83	64167	198	64270	198
60081	54, 189	60149	205	60222	53, 201	60353	83	64169	198	64271	198
60082	54, 189	60150	205	60224	53, 201	60360	52, 85	64170	198	64272	198
60083	54, 189	60152	205	60225	53, 201	60361	52, 85	64171	198	64273	198
60084	54, 189	60156	205	60230	52, 201	60400	212	64172	198	64274	196
60085	46	60157	58, 205	60238	203	60402	212	64173	198	64275	196
60086	17, 51	60158	205	60239	203	60404	212	64174	198	64276	196
60087	17, 51	60159	205	60240	203	60406	212	64175	198	64277	196
60089	56, 201	60160	58, 205	60243	203	60500	58	64177	198	64280	116, 200, 211
60090	51	60161	58, 205	60244	203			64178	198	64282	116, 200, 211
60091	51	60162	56, 202	60245	203			64180	198	64283	116, 200, 211
60092	35, 51, 123	60163	56, 202	60246	203			64182	198	64284	116, 200, 211
60093	36, 126	60165	56, 202	60247	203			64183	198	64300	213
60094	194	60166	58, 205	60248	203			64184	198	64302	213
60095	194	60167	56, 202	60256	203			64185	198	64304	213
60096	198	60168	56, 202	60270	203			64186	198	64312	213
60097	198	60170	204	60272	203			64195	198	64314	213
60098	198	60176	205	60273	203			64196	198	64315	212
60099	198	60180	204	60274	203			64197	198		
60100	53, 200	60181	204	60275	204			64198	199		
60101	53, 200	60182	203	60280	204			64200	199		

Part No.	Page No.	Part No.	Page No.	Part No.	Page No.	Part No.	Page No.	Part No.	Page No.	Part No.	Page No.
64320	196	64378	196	66276	147	66395	147	68203	148	68318	212
64323	196	64379	196	66280	147	66396	147	68204	148	68320	149, 213
64324	196	64380	196	66281	147	66400	147	68206	148	68322	149, 213
64325	196	64381	196	66285	147	66401	147	68208	148	68324	213
64326	196	64384	196	66286	147	67276	147	68210	148	68325	212
64327	196	64385	196	66290	147	67281	147	68212	148	68326	36, 213
64328	196	64386	196	66291	147	67286	147	68213	148	68327	213
64329	196	64400	197	66295	147	67291	147	68216	148	68328	213
64330	196	64402	197	66296	147	67296	147	68218	148	68330	55, 145
64331	196	64404	197	66300	147	67301	147	68220	148	68332	213
64332	196	64410	197	66301	147	67306	147	68222	148	68333	213
64333	196	64412	197	66305	147	67311	147	68224	148	68336	213
64334	196	64414	197	66306	147	67316	147	68226	148	68337	213
64335	196	64416	197	66310	147	67321	147	68228	148	68338	213
64336	196	64418	197	66311	147	67326	147	68230	148	68339	213
64337	196	64420	197	66315	147	67331	147	68231	148	68340	192
64338	196	64422	197	66316	147	67336	147	68232	148	68341	192
64339	196	64424	197	66320	147	67500	146	68234	148	68342	192
64340	196	64440	197	66321	147	67501	146	68235	148	68344	217
64341	196	64442	197	66325	147	67502	146	68240	148	68346	149
64344	196	64444	197	66326	147	67503	146	68244	148	68347	149
64345	196	64450	197	66330	147	68060	152	68246	148	68370	145, 248
64346	196	64452	197	66331	147	68062	152	68248	148	68372	153, 248
64348	197	64454	197	66335	147	68063	152	68252	148	68375	153
64349	197	64456	197	66336	147	68064	152	68256	148	68376	153
64350	197	64458	197	66340	147	68066	152	68258	148	68377	153
64352	197	64460	197	66341	147	68067	152	68260	148	68378	153
64353	197	64462	197	66345	147	68070	152	68264	148	68380	153
64354	197	64464	197	66346	147	68072	152	68266	148	68382	153
64356	197	64500	171, 197	66350	147	68074	152	68268	148	68384	153
64357	197	64501	171, 197	66351	147	68114	152	68270	148	68385	153
64358	197	64502	171, 197	66355	147	68115	152	68272	148	68386	153
64360	196	64505	197	66356	147	68120	152	68274	148	68387	153
64364	196	64510	197	66360	147	68121	152	68276	148	68388	153
64365	196	64511	197	66361	147	68122	152	68278	148	68396	153
64366	196	64512	197	66365	147	68160	152	68280	148	68509	150
64367	196	64514	197	66366	147	68161	152	68300	148	68510	150
64368	196	66100	147	66370	147	68162	152	68302	148	68511	150
64369	196	66104	147, 248	66371	147	68163	152	68304	148	68512	150
64370	196	66115	147, 248	66375	147	68164	152	68308	146	68513	150
64371	196	66120	152	66376	147	68165	152	68309	146	68515	150
64372	196	66121	152	66380	147	68166	152	68310	212	68518	150
64373	196	66265	147	66381	147	68167	152	68313	212	68519	150
64374	196	66266	147	66385	147	68168	152	68314	212	68521	150
64375	196	66270	147	66386	147	68200	148	68315	212	68531	150
64376	196	66271	147	66390	147	68201	148	68316	212	68532	150
64377	196	66275	147	66391	147	68202	148	68317	212	68533	150

Part No.	Page No.	Part No.	Page No.	Part No.	Page No.	Part No.	Page No.	Part No.	Page No.	Part No.	Page No.
68534	150	69013	90, 161	69130	251	72075	149	72230	143	76004	77
68537	150	69014	153	70010	151	72078	204	72231	143	76005	77
68538	150	69015	153, 154	70012	151	72090	24	72245	143	76006	77
68539	150	69016	153	70014	151	72099	147	72246	143	76007	77
68540	150	69017	153	70016	151	72100	147	72247	143	76008	77
68541	150	69018	153	70018	151	72101	147	72255	143	76010	77
68542	150	69019	154	70020	151	72102	147	72256	143	76011	77
68543	150	69020	154	70022	151	72103	147	72260	143	76012	77
68610	150	69022	154	70024	151	72104	147	72270	24, 143	76013	77
68611	150	69023	154	70026	151	72105	147	72274	24, 143	76014	77
68613	150	69024	154	70028	151	72108	147	72275	24, 143	76015	77
68615	150	69025	153	70030	151	72114	144	72277	24, 143	76016	77
68616	150	69030	153, 154, 253	70032	151	72115	144	72278	24, 143	76017	77
68618	150	69031	153, 253	70034	151	72120	144	72290	143	76018	77
68619	150	69032	153, 253	70036	151	72121	144	72291	143	76020	77
68621	150	69033	153, 253	70038	151	72122	144	72292	143	76021	77
68622	150	69034	153, 253	70040	151	72123	144	72293	143	76022	77
68631	150	69035	153, 253	70042	151	72124	144	72294	143	76023	77
68633	150	69036	153, 253	70044	151	72125	144	72300	143	76024	77
68634	150	69037	153, 253	70100	151	72126	24, 144	72301	143	76025	77
68637	150	69040	154, 253	70110	151	72128	24, 144	72302	143	76026	77
68639	150	69042	154, 253	70112	151	72140	149	72303	143	76027	77
68700	145	69043	154, 253	70113	151	72142	147	72305	143, 184	76028	77
68702	145	69044	154, 253	70114	151	72143	153	72306	143, 184	76030	77
68703	145	69045	154, 253	70115	151	72144	153	72308	143, 184	76031	77
68704	145	69046	154, 253	70116	151	72145	153	72309	143, 184	76032	77
68706	145	69047	154, 253	70117	151	72146	153	72310	143	76033	77
68708	145	69048	154, 253	70118	151	72147	153	72311	143	76034	77
68709	145	69100	251	70120	151	72148	153	72315	146	76035	77
68710	145	69102	251	70122	151	72150	154, 253	72316	146	76036	77
68711	145	69104	251	70124	151	72152	154, 253	72317	146	76037	77
68756	146	69107	251	70126	151	72155	153	72318	26, 146	76038	77
68757	146	69108	251	70128	151	72156	153	72319	26, 146	76040	77
68758	146	69110	251	72040	152	72160	24, 144	72320	144	76041	77
68759	146	69111	251	72042	26, 146	72161	24, 144	72322	144	76042	77
68820	145	69112	251	72044	152	72164	24, 144	72323	144	76043	77
68822	145	69113	251	72045	152	72165	24, 144	72324	144	76044	77
68824	145	69116	251	72046	152	72173	144	72325	144	76045	77
68830	145	69117	251	72050	149, 175	72174	144	72330	212	76046	77
68832	145	69118	251	72052	149, 175	72200	143	72332	212	76047	77
68834	145	69120	251	72054	149	72202	143	72334	212	76048	77
69000	55, 154	69121	251	72060	149, 175	72210	143	72336	172	76050	77
69002	55, 154	69124	251	72064	149, 175	72212	143	72338	172	76051	77
69004	55, 154	69126	251	72066	149, 175	72215	143	76000	77	76052	77
69006	55, 154	69127	251	72068	149, 175	72216	143	76001	77	76053	77
69010	161, 252	69128	251	72069	175	72217	143	76002	77	76054	77
69011	90, 161	69129	251	72074	149	72225	143	76003	77	76055	77

Part No.	Page No.	Part No.	Page No.	Part No.	Page No.	Part No.	Page No.	Part No.	Page No.	Part No.	Page No.
76056	77	76118	80	76220	77, 231	76301	83	76542	75	78122	63
76057	77	76119	80	76221	76, 231	76302	83	76543	75	78123	63
76058	77	76120	81	76224	77	76310	83	76544	75	78124	63
76060	77	76122	81	76231	76	76311	83	76545	75	78125	63
76061	77	76128	80	76232	76	76312	83	76546	75	78126	63
76062	77	76129	80	76233	76	76320	83	76550	75	78127	63
76063	77	76131	80	76234	76	76321	83	76551	75	78128	63
76064	77	76132	80	76235	76	76322	83	76552	75	78129	63
76065	77	76135	80, 231	76236	245	76323	83	76553	75	78130	63
76066	77	76137	81	76250	30, 79	76324	83	76554	75	78131	63
76067	77	76138	81	76251	30, 79	76325	83	76555	75	78132	63
76068	77	76139	83	76252	30, 79	76330	88	76556	75	78133	63
76070	77	76140	83	76253	30, 79	76332	88	76560	75	78134	63
76071	77	76141	83	76255	30, 79	76400	160	76561	75	78135	63
76072	77	76142	81	76260	76	76401	160	76562	75	78136	63
76073	77	76146	79	76262	76	76404	160	76563	75	78137	63
76074	77	76147	52, 80	76264	76, 231	76405	160	76565	75	78138	63
76075	77	76150	81	76265	76	76406	160	76566	75	78139	63
76076	77	76152	81	76266	76	76407	160	76567	75	78200	61
76077	77	76153	81	76267	76	76408	160	76568	75	78201	61
76078	77	76154	81	76268	76	76409	160	76570	75	78202	61
76080	77	76160	78	76269	76	76415	92, 164	76571	75	78203	61
76081	77	76162	78	76270	76	76416	92, 164	76572	75	78205	61
76082	77	76163	78	76272	76	76420	67, 92, 164	76575	75	78211	60
76083	77	76164	78	76273	76	76422	92, 164	76576	75	78213	60
76084	77	76165	78	76274	76	76424	92, 164	76577	75	78220	63, 100
76085	77	76166	78	76275	76	76428	136	76600	75	78222	10, 60, 63
76086	77	76167	78	76276	76	76430	83	76602	75	78230	23, 60, 166
76087	77	76170	79	76277	76	76432	83	76604	75	78232	23, 60, 166
76088	77	76171	79	76280	76	76434	83	76610	75	78234	23, 60
76090	79	76172	79	76281	76	76436	83	76612	75	78236	60, 259
76091	79	76173	79	76282	76	76500	75	76614	75	78240	143
76099	80	76180	79	76283	76	76501	75	76616	75	78241	143
76100	52, 80	76186	79	76284	76	76502	75	76618	75	78242	143
76101	52, 80	76188	79	76288	76	76503	75	78100	63	78246	63, 147, 248
76102	52, 80	76197	136	76289	76	76504	75	78101	62	78250	151
76103	52, 80	76198	136	76290	76	76505	75	78103	62	80085	260
76105	52, 80	76201	82	76291	76	76506	75	78105	62	80086	260
76107	80	76202	82	76292	76	76510	75	78107	62	80090	84
76110	80	76203	82	76293	76	76511	75	78108	37, 62	80091	84
76111	80	76205	227	76294	76	76512	75	78110	62	80092	84
76112	80	76206	82, 227	76295	76	76513	75	78111	62	80093	84
76113	80	76208	82	76296	76	76514	75	78115	37, 62	80095	84
76114	80	76209	82	76297	76	76515	75	78116	37, 62	80096	84
76115	80	76212	79	76298	76	76516	75	78117	37, 62	80097	84
76116	80	76215	78, 231	76299	76	76540	75	78118	37, 62	80098	84
76117	80	76216	76	76300	83	76541	75	78120	63		

Part No.	Page No.	Part No.	Page No.	Part No.	Page No.	Part No.	Page No.	Part No.	Page No.	Part No.	Page No.
80099	84	80216	134	81232	86, 88	86129	71	90003	95, 163	90072	92
80110	84	80218	134	81234	88	86130	71	90004	95, 163	90073	92
80112	84	80220	134	81240	86	86132	71	90005	95, 163	90074	92
80113	84	80222	134	81242	86	86134	71	90007	95, 163	90075	91, 132
80114	84	80224	134	81244	86	86136	71	90008	94	90076	91, 132
80120	84	80226	134	81246	86	86138	71	90009	94	90080	95, 163
80122	84	80250	74, 84	81248	86	87000	98	90010	94	90081	95, 163
80123	84	80500	83	81250	86	87002	98	90012	94	90085	95, 163
80125	84	80501	83	81252	86	87004	98	90014	94	90086	95, 163
80126	84	80505	83	81254	86	87005	98	90015	94	90087	95, 163
80127	84	80515	82	81255	87	87006	98	90016	94	90088	95, 163
80128	84	80516	82	81300	87	87010	98	90017	94	90089	95, 163
80129	81	80520	82	81308	87	87020	98	90018	94	90090	94
80134	84	80521	82	81309	87	87024	98	90019	94	90100	95, 163
80136	84	80522	82	81310	87	87026	98	90020	95	90106	93
80138	85	80523	82	81311	87	87028	98	90021	95	90107	93
80140	85	80524	82	81315	87	87030	95	90022	95	90230	98
80141	85	80525	82	81320	88	87032	95	90023	95	90235	98
80142	85	80526	82	81322	88	87034	95	90024	95	90240	98
80146	85	80527	82	81324	88	87040	90	90025	95	90241	98
80150	85	80530	82	81326	88	87200	100, 137	90026	95	90242	98
80154	81	80532	82	81330	88, 168	87202	100, 137	90027	95	90244	98
80155	81	81200	87	81332	84, 168	87204	100, 137	90028	94	90250	98
80156	81	81202	87	81340	89	87206	100, 137	90029	94	92000	91, 132
80157	81	81204	87	81341	89	87210	96	90030	95	92001	91, 132
80158	81	81205	87	81345	89	87212	96	90031	95	92003	91, 132
80159	81	81206	87	81350	89	87214	96	90034	95	92004	91, 132
80160	85	81207	87	81360	89	87215	96	90035	95	92005	91, 132
80162	85	81208	87	81361	89	87216	96	90036	95	92006	91, 132
80164	85	81210	87	81365	89	87220	100	90037	95	92020	91, 132
80165	85	81211	87	81366	89	87230	70, 100	90040	91, 132	92022	91
80167	85	81212	87	81370	89	87231	100	90041	91, 132	92025	91
80168	85	81213	87	81371	89	87232	100	90042	91, 132	92040	90
80170	31	81214	76, 87	81380	89	87236	100	90043	91, 132	92041	90
80172	31	81215	76, 87	81381	89	87238	100	90044	91, 132	92043	90
80175	85	81216	86	81400	88	87240	100	90045	91, 132	96400	98, 277
80176	85	81218	86	81401	88	87250	100	90046	91, 132	96401	98, 227
80177	85	81220	86	81402	88	87260	99	90048	91, 132	96402	98, 227
80180	85	81221	86	81403	88	87262	99	90050	95	96403	98, 227
80181	85	81222	86	86120	70, 71, 177	87264	99	90052	95	96410	151, 223
80200	134	81224	86	86121	71, 177	87266	99	90053	95	96411	151, 223
80202	134	81225	86	86122	70, 71, 177	87268	99	90054	95	96414	151, 223
80204	134	81226	86	86123	71, 177	87280	94	90055	95	96415	223
80206	134	81227	86	86124	70, 71, 177	87282	94	90060	95	96416	223
80208	134	81228	86	86125	71, 177	90000	95, 163	90065	92, 93	96420	227
80210	134	81229	86	86127	71	90001	95, 163	90070	92	96421	227
80214	134	81230	86, 88	86128	71	90002	95, 163	90071	92	96424	228

Part No.	Page No.	Part No.	Page No.	Part No.	Page No.	Part No.	Page No.	Part No.	Page No.	Part No.	Page No.
96426	228, 252	99015	250	99092	187	99151	261	99302	244, 258	99851	160
96440	172, 223	99016	250	99093	187	99158	185, 221	99303	244, 258	99852	160
96470	95, 226	99021	159	99094	187	99159	185, 221	99304	244, 258	99853	160
96475	90, 226	99022	159	99096	187	99160	156	99305	244, 258	99862	160
96478	226	99023	159	99097	187	99161	156	99306	244, 258	99901	262
96480	226	99026	69	99098	186	99162	156	99307	244, 258	99902	262
96481	226	99027	69	99100	53, 200	99163	156	99312	74, 133	99904	262
96482	226	99028	142	99101	53, 200	99165	255	99314	117, 202, 210	99906	262
96483	226	99029	142	99102	107, 222	99172	144	99315	117, 202, 210	99907	262
96484	226	99030	74, 93, 122, 133	99104	176, 242, 244, 258	99173	17, 219	99320	57, 216	99912	262
96485	226	99031	93	99105	244, 258	99174	17, 219	99321	57, 216	99913	263
96490	227	99043	90, 161	99106	244, 258	99178	207	99330	212	99914	263
96505	89, 227	99044	240, 260	99107	244, 258	99179	207	99331	212	99916	262
96506	89, 227	99045	81	99108	176, 242	99180	69	99332	212	99917	262
96510	89, 227	99050	202	99109	242	99181	69	99333	212	99920	262
96515	89, 227	99052	54, 192, 202	99112	204	99182	69	99334	212	99921	262
96516	89, 227	99055	217	99113	204	99183	69	99338	254	99922	262
96520	228	99056	84	99114	204	99184	69	99340	239, 259	99924	262
96525	226	99057	84	99115	204	99188	69	99341	239, 259	99940	232, 263
96530	100, 227	99058	84	99116	31	99250	190	99342	239, 259	99941	232, 244, 263
96532	100, 227	99059	84	99117	31	99273	238	99347	90, 161	99942	232, 244, 263
98100	158	99062	84	99124	22	99274	238	99349	165	99950	244
98110	158	99063	84	99125	22	99275	238	99388	139	99951	262
98111	158	99064	84	99126	22	99276	238	99390	94	99955	262
98112	158	99065	84	99127	244, 258	99277	238	99392	244, 258	99953	262
98113	158	99066	85	99134	243	99282	57, 216	99393	244, 258	99957	262
98115	158	99068	85	99136	72	99283	57, 216	99394	244, 258	99959	262
98116	158	99069	85	99140	185, 221	99284	57, 216	99400	216	99960	263
98117	158	99070	156	99141	185, 221	99285	251	99401	216	99962	61, 232, 244, 263
98118	158	99071	156	99142	185, 221	99287	177	99402	216	99965	263
98120	158	99084	181	99143	185, 221	99288	177	99415	70	99968	263
98121	158	99085	181	99145	84	99290	195, 247	99420	175, 254		
98125	170	99086	181	99146	85	99295	198	99430	134		
98130	158	99087	181	99147	84	99296	198	99435	37, 63, 224		
99013	17, 219	99088	181	99150	261	99300	244, 258	99849	160		
99014	17, 219					99301	244, 258	99850	160		



John Eller



Tom Boorsma



A

Absorbent
 Mats/Pads.....235
 Powder.....235
 Access Panels.....23
 Accessory Clamps.....59
 Air
 Hose.....238-239
 Jacks.....238
 Pans.....10
 Regulators.....238
 Rivet Guns.....220
 Tanks.....239
 Air Cleaner(s).....8-9
 Adapters.....9
 Covers.....9
 Nuts/Studs.....9
 Air Filter Element(s).....9
 Cleaner.....10
 Cleaning Station.....10
 Alternators.....83
 Aluminum
 Angle and Flat Stock.....16
 Sheet Metal.....12
 Strapping.....16-17
 Tubing.....16
 Apron.....232
 Axle(s).....146-147
 Bearing.....146
 C-Clips.....152
 Front (Sprint).....169
 Housing Ends.....146
 Housing Seal.....147
 Nut Wrench (Sprint).....176
 Plug.....147
 Puller, T-Handle.....147
 Retainers.....146
 Spline Tool.....147
 Straps.....236
 Tubes.....148
 Tube Seals.....147
 Tube Tool.....148

B

Backing Plate Bolts.....146
 Back-Up Washers.....106
 Balance Plate.....90
 Ballast.....59
 Brackets.....59
 Ball Joint(s).....186-187
 Adapter Bushing.....187
 Holders.....189
 Sleeves.....186
 Spreader Tool.....186
 Taper Reamer.....185
 Wrench.....186
 Banjo Bolts/Fittings.....34
 Barrel Pump.....230
 Battery
 Boxes.....80
 Cable Kits.....80
 Cable Terminals.....81
 Cable Thru-Stud.....81
 Charging Posts.....83
 Charging Post Bracket.....83
 Disconnect Switch.....81
 Disconnect Switch Boots.....81

Battery Continued
 Disconnect Switch Panel.....81
 Hold Down (Optima).....80
 Quick Disconnects.....83
 Quick Disconnect Brackets.....83
 Terminals.....80-81
 Terminal Covers.....81
 Bead Breakers.....243
 Bead Lock.....255
 Bell Cranks, Throttle.....140
 Bellhousing Dowel Pins.....101
 Belt(s)
 Gilmer.....71
 Seat.....158
 Torque Tube.....163
 V-Groove.....71
 Bench Yoke.....248
 Bert Transmission
 Clevis Kit.....250
 Clutch Discs.....253
 Tool.....253
 Birdcages
 Sprint.....172
 Steel.....212
 Birdcage Bearings.....212
 Birdcage Bushings.....212
 Blanket(s)
 Moving/Utility.....237
 Torque Ball (Safety).....163
 Transmission (Safety).....252
 Bleeder Bottles.....37, 224
 Bleeder Screws.....35
 Blower Fan
 Helmet.....159
 Radiator.....68
 Body
 Bolts.....112
 Braces.....15-17
 Radius Tool.....219
 Reinforcing Plates.....108
 Roller.....12
 Strapping.....17
 Support Panels.....14
 Bolt(s)
 Backing Plate.....146
 Bead Lock.....255
 Body.....112
 Caliper.....26
 Center Caps.....210
 Counter-Sunk.....111
 Cylinder Head.....98
 Hex.....114
 Intake Manifold.....98
 Jack.....192
 Load Bolt.....193
 Nose.....42
 Rotor.....25
 Socket Head.....113
 Sway Bar.....194
 Boot, Shifter.....251
 Bottle Brackets.....58
 Bracket(s)
 Accessory.....59
 Ballast.....59
 Caliper.....25-26
 Charging Posts.....83

Bracket(s) Continued
 Control Arm.....188-189
 Fire Extinguisher.....161
 Fuel Cell Mounting.....142
 Fuel Cell Mounting (Sprint).....165
 Fuel Filter.....135
 Nitrogen Bottle.....239
 Overflow Tank.....74
 Panhard Bar.....202-205
 Power Steering Pump.....177
 Power Steering Tank.....178
 Quick Turn Fasteners.....109
 Seat Mounts.....46, 158
 Shock.....200-201
 Spoiler.....22
 Steering Column.....180
 Steering Quickener.....180
 Tie Down.....55
 Trailing Arm.....214-216
 Transmission Mount.....253
 Universal.....51
 Braided Hose Cutter.....223
 Braided Steel Lines.....123-127
 Brake
 Bias Adjusters.....31
 Bias Gauges.....31
 Bleeder Bottles.....37, 224
 Boosters.....29
 Calipers.....26
 Caliper Bolts.....26
 Caliper Brackets.....25-26
 Caliper Spacers.....27
 Combination Valve.....30
 Combination Valve Bracket.....30
 Combination Valve Bleeder Tool.....30
 Ducts.....28
 Duct Blower.....28
 Duct Flange.....28
 Duct Hose.....28
 Fittings.....34-36
 Fluid.....37
 Hose Kits.....32, 35
 Kits, Disc.....27
 Light Switches.....30
 Lines.....124-129
 Line Adapters/Fittings.....120-123
 Line Deflectors.....26
 Line Display Rack.....128
 Line Flaring Tool.....129, 224
 Line Kits.....27, 32
 Line Lock Kit.....31
 Master Cylinder.....29
 Pedal Assemblies.....28-29
 Pedal Clevises.....29
 Pedal Mounts.....28-29
 Pressure Gauges.....31
 Pressure Safety Switch.....30
 Proportioning Valve.....30
 Quick Disconnects.....125
 Remote Reservoirs.....29
 Residual Valves.....30
 Rotors.....24-25
 Rotor Bolt Kit.....25
 Rotor Hats.....25
 Rotor Spacers.....25
 Shut-Off Valves.....31

Breathers, Clamp-On	10, 97	Cleaning Wipes	234	Door Bars	44-45
Breather Covers	10, 97	Cleco		Door Bar Clamp	156
Breather Tanks	93, 155	Fasteners	221	Door Bar Padding	156
Broom Holder	235	Pliers	221	Door Bar Swing-Out Kit	45
Bulbs, LED	84	Clevises	189, 250	Door Plate	45
Bulkhead Fittings	120, 126	Clock	263	Double Adjusters	186, 192
Bumper(s)	38-41	Clutch		Double Flare Tool	224
Covers	40-41	Alignment Tools	228	Dowel Pins, Bellhousing	101, 253
Hook Up Kit	42	Discs, Bert	253	Down Nozzle	
Bump Rubbers/Stops	195-197	Lines	127	Filters	164
Bump Steer Studs	183	Coil Mounts	88	Plugs	164
Bump Steer Spacers	183	Coil-Over Shock		D-Rings	236
Bungs		Bearing Kit	199	D-Ring Backing Plate	236
Weld-In	133	Eliminators	199	Drag Links	169
O2	99	Kits	198	Drag Link Tether	169
Burst Panel Components	137	Load Bolt Assembly	193	Drain Pans	249
Buss Bars	79	Spring Adapter (5")	198	Drain Plug	90
C		Spring Adjuster, Hydraulic	199	Drain Plug Kit	132, 155
Cable Tie(s)		Coil Spring		Drill Bit(s)	
Mounting Bases	107	Cups	193	Double Ended	219
Nylon	107	Shims	193	Flange Rivet	219
Stainless Steel	107	Spacers	193	Spring Steel	219
Tool	107	Compression Tester	228	Step	219
Caliper(s)		Control Arm(s)	188-192	Wheel Stud	219
Bolts	26	Brackets/Mounts	188-189	Drill Bit Stop Collar	219
Brake	26	Bushings	190	Drill Fixture	222
Brackets	25-26	Limit Clamps	192	Drill Holders	235
Dial/Digital	223	Shims	188	Drink Bottle Kit	160
Spacers	27	Cord Reel Bracket	235	Drive Flange Gaskets	149
Camshaft		Crankshaft		Driver Air System	159
Bearing Installation Tool	95, 226	Balancing Plate	252	Driver Suits	160
Button Spacers	95	Hub	95	Driveshafts	154
Locking Plate	95	Keys	95	Driveshaft Loops	154
Seal Plates	95	Pulley Mandrel Kit	71	Drum Pump	230
Caps, Plastic and Aluminum	130	Socket	228	Dry Break Valves	142
Car Covers	19	Crankcase Evacuation System	96	Duct Blower	28
Car Lift	238	Crayons, Tire	240	Durometer	240
Carburetor		Cross Pins	152	Dust Caps	144
Bushings Kits	140	Crush Washers	122	E	
Fittings	136	Cylinder Head		Earplugs	232
Gaskets	137	Bolts	98	Electric Fans	69
Hats	137	Dowel Pins	98	Electric Fuel Pump	134
Hold Down Nuts	137	D		Electrical Connectors	77, 80
Line/Log Kits	136	Dash Panels	23	Electrical Outlet(s)	83
Linkage Kits	140	Deburring tool	218	Mounting Brackets	83
Return Springs	138-140	Degreaser	60	Electrical	
Shear Plates	137	Dial/Digital Calipers	223	Pliers	231
Spacers	137-138	Dial Indicator	223	Relay	79
Stand	229	Dial-In Board	20	Tape	234
Caster Kit	188	Dial-In Window Marker	61	Wire	75
Caster Plate	188	Diamond Plate, Aluminum	13	Emery Cloth	222
Caster Wheels	225	Diaper Pins	119	Engine	
Catalog Rack	264	Digital Level	218	Conversion Kits	103
Catch Can (Fuel)	142	Dipsticks, Transmission	251	Covers	100
C-Clips	152	Dirt Skirtz	23	Cradles	225
Centerlinks	181	Disc Brake Kits	27	Cradle Wheel Kits	225
Charging Post(s)	83	Disconnect Switches, Battery	81	Diapers	90
Mounting Bracket	83	Distributor(s)	86-87	Lift Handles	225
Chassis Dollies	237	Gasket	100	Lift Plates	226
Chassis Set-Up Blocks	247	Gears	87	Mid-Plates	102
Chassis Tie Down Brackets	236	Hold Downs	87	Motor Plates	102
Chrome Moly Tubing	49	Dollies		Mounts	102-103
Circuit Breaker	79	Chassis	237	Primer Tank	91
Clamp-On Rings	58, 213	Engine	225	Wash Plugs	164
Cleaning Discs	222	Wheel	237	Evacuation System, Crankcase	96

Exhaust
 Block Off Plates 93
 Cut Outs (Electric) 99
 Gaskets 99
 Hangers 99
 Manifolds 99
 Shields 99
 Wrap 99

F
 Fabrication Pencil 12
 Fan(s)
 Blower 28, 68
 Electric 69
 Freewheeler 69
 Mechanical 69
 Reinforcement Plate 69
 Shrouds 68
 Spacers 69
 Feeler Gauges 227
 Fender Braces 16
 Fender Washers 112
 Files, Thread 222
 Fill Tanks 155
 Filler Cap Kit 97
 Filter
 Air 8-9
 Breather 10, 97
 Fuel 135
 Oil 90
 Fin Comb 66
 Fire Extinguishers 161
 Mounting Brackets 161
 Firewall Cable Bushing 81
 Fitting(s)
 Brake 34-36
 Carburetor 136
 Fuel Injection 136
 Inverted Flare 123
 NPT 120-122
 Oil Inlet 91, 132
 Power Steering 179
 Radiator 64
 Reducer, AN 120, 132
 Flange Bearing 180
 Flaring Tool 224
 Flexplates 252
 Floor Jack 237
 Floor Plates 43
 Flywheel Locking Tool 252
 Fogging Oil 63
 Ford 9"
 Axles 146
 Axle Housing Seal 147
 Axle Retainers 146
 Backing Plate T-Bolts 146
 Gasket 152
 Housings 145-146
 Housing Ends 146
 Housing Studs 152
 Pinion Centering Jig 145
 Pinion Nuts 153
 Pinion Support 153
 Pinion Yokes 153
 Truss Support 145
 Frame Repair Plate 46

Freeze Plug Driver 226
 Fuel
 Can, Quick Fill 142
 Cell Cap and Bung 142
 Cell Guard 46, 59
 Cell Hose 142
 Cell Mounting Brackets 142
 Cell Tank Covers(Sprint) 165
 Cell Top Plate Hardware(Sprint) 165
 Drum Pump 230
 Dry Break Valves 142
 Filters 135
 Filter Brackets 135
 Fragrances 63
 Injection Fittings 136
 Line 135-136
 Line Kits, Carb 136
 Logs 136
 Lubricant 63
 Pressure Gauges 134
 Pressure Regulator 134
 Pressure Reg. Brackets 139
 Primer Bottle 134
 Pumps 134
 Pump Block-off Plates 134
 Pump Gaskets 100
 Pump Mounting Plate 134
 Funnels 229
 Fuse Terminals 79
 Fuse Block 79
G
 Gas Can 142
 Gas Pedals 141
 Gasket(s)
 Carburetor 100
 Distributor 100
 Engine 100
 Ford 9" 152
 Fuel Pump 100
 Header 99
 Oil Pan 100
 Quick Change Cover 149
 Thermostat Housing 100
 Valve Cover 96
 Gauge(s)
 Brake Pressure 224
 Feeler 227
 Lines 127
 Mechanical 84
 Panels 84
 Sending Units 84
 Sprint Fuel Pressure 164
 Stagger 240
 Tire 240
 Gear(s)
 Cover (Quick Change) 149
 Distributor 87
 Marking Compound 151
 Ring and Pinion 151
 Totes 249
 Tote Trays 249
 Gear Drive 95
 Gilmer Belts 71
 Gloves 232

Grease
 Gun/Tips 223
 High-Pressure 63
 Remover/Cleaner 60
 Wheel Bearing 143
 Grommets 78
 Ground Clearance Indicator 246
 Ground Straps 88
 Ground Stud 80
 Guide Plates 98
 Gussets 52
H
 Half Clamps 58
 Hat(s)
 Baseball 262
 Beanie 262
 Carb 137
 Rotor 25
 Header Tab Kit 99
 Header Gaskets 99
 Header Wrap 99
 Headlight Decal Kits 40-41
 Heat Shrink 78
 Heat Sleeve 75
 Heat Wrap 82
 Heaters
 Immersion 92
 Pads 92
 Heel Riser 141
 HEI Distributors 87
 HEI Mechanical Advance Kit 87
 HEI Wire Connectors 87
 Heims (See Rod Ends)
 Helmet
 Blower System 159
 Dryer 159
 Hooks 158
 Vent Hose 159
 Vent 159
 Hinges, Aluminum 23
 Holder(s)
 Aerosol Can 235
 Business Card 264
 Nitrogen Bottle 239
 Paper Towel 234
 Rod and Piston 226
 Hole Saws 218
 Honeycomb 67
 Hood Hinge Kits 19
 Hood Pin
 Kits 18
 Mounts/Adapters 18
 Supports 18
 Hood Prop 19
 Hood Scoops 11
 Hose(s)
 Air 238-239
 Assembly Tools 223
 Brake Duct 28
 Clamps 73
 Cutter 223
 Helmet Vent 159
 Fuel 135-136
 Radiator 73
 Reducer 73

Hose(s) Continued
 Restrictor 73
 Vacuum 135
 Housing Stud Kit, Ford 9" 152
 Hub
 Covers 144
 Seals 144

I
 Idle Speed Adjuster 139
 Idler Arms 181
 Ignition Box Mount 88
 Ignition Coil 87, 88
 Ignition Coil Mounts 88
 Ignition Panels 85
 Impact Crimper 80
 Indicator Lights 85
 In-line Duct Blower 28
 In-Line Thermostat Housing 73
 Inner Mud Shield 255
 Intake Manifold Bolt Kit 98
 Inverted Flare Fittings 123
 Inverted Flare Nuts 128

J
 Jacks
 Air 238
 Pit 237

Jack Bolts 192
 Jam Nuts 192
 Sleeves 192
 Jack Post Kit, Right Hand 44
 Jack Post Quick Change 149
 Jack Stands 237
 Jacobs Ladders 173
 Pin Kits 173
 Jam Nuts 115
 J-Bars 202
 Junction Block 79

K
 Knee Guard 169
 Knee Guard Mount 169
 Koul Tool 223

L
 Lanyards 119
 Layout Pencil 219
 Layout Fluid 227
 Leaf Spring
 Pads 217
 Shackles 217
 Slider Box 217
 U-Bolts 217
 LED Bulbs 84
 Level Base 218
 Level, Digital 218
 Lift Bar 212
 Lift Bar Retainer Clamp 213
 Lift, Car 238
 Lift Handles 225
 Lift Plates, Engine 226
 Lifter Valley Covers 93
 Lifter Valley Vents 93
 Light Bulbs 84
 Limiter Chain Clamps 213
 Line Clamps 75
 Line Lock Kit 31

Linkage Kits, Carb 140
 Load Bolts 192-193
 Jam Nuts 192
 Sleeves 192
 Loading Couplers 179
 Log Book 224, 245
 Lowering Blocks 217
 Ludwig Clamps 113
 Lug Nuts 256
 Lug Wrenches 239

M
 Magnets 228
 Main Bearing Spacers 90
 Main Cap Removal Tool 226
 Mandrel Spacers 71
 Markers, Paint 260
 Masking Tape 234
 Master Cylinder(s) 29
 Reservoirs 29
 Mat, Absorbent 235
 Mat, Pit 238
 Mat, Track 237
 Merchandising Displays 263
 Metal Snips 218
 Micro Switch 141
 Mid-Plates 102
 Mini-Spools 152
 Mirrors, Rear View 160
 Mirror, Telescoping 228
 Mono Ball Bearings 188
 Moose Blocks 247
 Morse Cable Clamps 140, 251
 Motor Mount(s) 103
 Spacers 103
 Motor Plates 102
 Moving Blanket 237
 MSD Box Mount 88
 Mud Plugs 255
 Mud Scraper 232
 Mud-X 60

N
 Nitrogen Bottle Holder 239
 Nitrous Bottle Blankets 136
 Nitrous Combination Wrench 230
 Nitrous Pressure Control Kits 136
 Nitrous Switches (WOT) 141
 Nitrous Solenoid Brackets 139
 Non-Skid Tape 233
 Nose Bolt Kits 42
 Nose Pieces 40-41
 Nose Supports 41-42
 Nose Wing Posts 166
 Nose Wing Wall Mount 167
 Notchers, Tubing 218
 Novus Cleaner and Polish 61
 Nuts
 Carburetor 9
 Hex 115
 Insert 110, 113
 Jam 115
 Lug 256
 Pinion 153
 Spindle 114
 Weld-on 50

O
 O2 Sensor Plug and Bung 99
 Oil
 Bottle Tray 235
 Coolers 92
 Cooler Scoop 92
 Filter 90
 Filter Adapters 91
 Filter Cutter 91
 Galley Plug 92
 Heaters 92
 Inlet Fittings 91
 Pan and Pick-Up 90
 Pan Gaskets 100
 Primer Tank 91
 Pump Girdle 90
 Restrictors 92
 Temperature Tee 91
 Oil Eater 60
 Overflow
 Catch Can, Fuel 142
 Check Valves 142
 Fitting 74
 Nozzle 74
 Tanks 74
 Tank Brackets 74

P
 Padding
 Door Bar 156
 Roll Bar 156
 Paint Markers 240

Panhard Bar(s) 202
 Adjusters 203
 Brackets/Mounts 202-205
 Spacers 202
 Wrench 202
 Pedal Extensions 28
 Pedal Plate, Floor 28
 Peg Hooks 264
 Petcock 122
 Pilot Bearings/Bushings 252
 Driver 252
 Pinion
 Centering Jig 145
 Nuts 153
 Seals 153
 Support 153
 Yokes 153
 Yoke Wrench 153

Pit
 Cart 238
 Jacks 237
 Mats 237-238
 Sockets 239
 Pitman Arm(s) 181
 Nut Kit 181

Plastic
 Rolled/Sheets 14
 Caps and Plugs 228
 Plastigage 226
 Plexus Cleaner 61
 Pliers
 Cleco 221
 Electrical 231
 Safety Wire 222



Polycarbonate Sheet(s)..... 14
 Cleaner..... 60-61
 Port and Polish Kit 227
 Power Brake Boosters 29
 Power Steering
 Box..... 181
 Cooler 178
 Fittings 179
 Hose Kits/Fittings..... 178-179
 Pump..... 177
 Pump Brackets..... 177
 Tanks..... 178
 Tank Brackets..... 178
 Pressure Switches 84
 Primer Bottle..... 230
 Proportioning Valve 30
 Pull Bar(s)..... 206
 Brackets..... 205
 Covers 207
 Pulley(s)
 Aluminum..... 70-71
 Shims..... 70
 Punch and Flare Tools 218
 Pushrod Guide Plates 98

Q
 Quick Change
 Axles 147
 Axle Tubes..... 148
 Axle Tube Support Brackets 149
 Axle Tube Tool..... 148
 Cover..... 149
 Cover Gasket 149
 Cover Nuts..... 149
 Drain Pan..... 249
 Gear Tote..... 249
 Oil Plug Socket..... 248
 Side Bell O-Ring..... 149
 Quick Disconnects, Battery 81
 Quick Disconnect Fittings..... 125
 Quick Fill Can..... 142
 Quick Release Pin(s) 117
 Lock Collar..... 117
 Throttle End..... 140
 Quick Turn
 Fasteners 108-109
 Insert Plates 110
 Mounting Brackets..... 109
 Reinforcing Plates 108
 Spring Adjuster 110
 Spring Fixture 110
 Transfer Punches..... 109
 Wrench..... 108

R
 Racers Tape 233
 Rack And Pinion Spacers..... 183
 Radiator(s) 64-66
 Air Scoop..... 68
 Caps 67
 Fan Shroud 68
 Fin Comb 66
 Fittings 64
 Honeycomb 67
 Hoses 73
 Hose Clamps..... 73
 Mounting Brackets..... 66

Radiator(s) Continued
 Overflow Tanks..... 74
 Rock Screen..... 67
 Shaker Screen..... 67
 Wall Mount 65
 Radio Boxes..... 160
 Radius Rods 172
 Radius Rod Studs..... 172
 Ratchet Binder/Straps..... 236
 Reamer/Taper 221
 Rear End
 Bearing and Shim Kits..... 150
 Fill Tanks..... 155
 Gear Sets..... 151
 Housings 145-146
 Station Brackets..... 145
 Truss Support..... 145
 Rear Main Seal Adapters..... 90
 Rear Tank Guard..... 46
 Reducer Bushings..... 211
 Reducer Fittings 120, 132
 Reflective Tape 233
 Relays 79
 Remote Fill Tanks 155
 Remote Reservoir..... 29
 Remote Starter 227
 Residual Check Valves..... 30
 Return Springs..... 138-140
 Ride Height Blocks..... 247
 Ride Height Set-Up Stick..... 195
 Ring and Pinion
 Set..... 151
 Installation Kits..... 150
 Ring Gear Spacer..... 151
 Ring Terminals 77, 80
 Rivets..... 104-106
 Rivet Guns 220
 Rocker Arm Studs 98
 Rock Screen..... 67
 Rod and Piston Holder 226
 Rod Ends 117
 Rod End Kit, Oversize..... 180
 Rod End Bushings/Spacers 211
 Rod End Centering Tools..... 247
 Rod Guide Tool..... 226
 Roll Bar/Cage Kit(s) 43-44
 Front Arch Support..... 46
 Front Support Kit..... 46
 Installation Kit..... 44
 Rear Support Kit..... 46
 Roll Bar Padding 156
 Roof(s)..... 21
 Cap 21
 Support 21
 Run Out Checker 223

S
 Safety Glasses..... 158
 Safety Wire 222
 Drill Fixture 222
 Twister Pliers..... 222
 Sander, Tire 243
 Sanding Discs 222, 243
 Schrader Valves..... 261

Scoop(s)
 Dragster..... 11
 Hood 11
 Mounts..... 11
 Oil Cooler 92
 Radiator 68
 Tray 11
 Tray Mounts 11
 Screen, Stainless Wire..... 13
 Screws, Wheel Rim 255
 Scuff Plates..... 19
 Seal(s)
 Axle Tube 147,149
 Hub 144
 Pinion 153
 Tailshaft Housing 253
 Timing Cover 94-95
 Seat
 Mount Kits/Brackets 46, 158
 Track Assembly..... 158
 Seat Belt(s)..... 158
 Anchor Plates/Mounts 158
 Installation Kits 158
 Sending Units 84
 Set Screws 113
 Set-Up
 Book..... 224, 245
 Plates..... 246
 Sheets 224
 Stands 246
 Stick 246
 Tool 246
 Shackles, Leaf Spring 217
 Shaft Collars 180
 Shaker Screen..... 67
 Sharpie Markers..... 240
 Shear Plates 137
 Sheet Metal 12-13
 Shifter(s)..... 250
 Arm 250
 Boot 251
 Cable..... 251
 Shim(s)
 Bump steer 183
 Control Arm 188
 Pulley..... 70
 Shock 196-197
 Shipping Tape 233
 Shock
 Boot 199
 Brackets..... 200-201
 Bump Rubbers 196-197
 Bump Spring Cups 197
 Canister Mounts 198
 Covers 199
 Drip Cups 195
 Extensions 198
 Eye Socket 195
 Inflation Tool 195
 Protector 199
 Quick Pins..... 201
 Racks..... 195
 Shims..... 196-197
 Spacers..... 200
 Travel Indicator 194
 Work Station 195

Shop Towels	234	Spring Steel Continued		Tank Heaters.....	92
Shrinker/Stretcher	219	Shrink Sleeve	17	Tap(s).....	222
Side Bell O-Ring.....	149	Stack Stands	237	Tape	233-234
Sipers, Tire.....	242	Stagger		Display Rack	233
Sixth Coil Assembly	212	Gauge	240	Gun.....	233
Slider Box(es)	215	Tape	240	Tape Measures.....	240, 246
Adjuster.....	215	Starter(s).....	82	Taper Reamers.....	185
T-Nuts.....	215	Solenoid.....	82	Tapered Spacers.....	116
Smart Tool.....	218	Switches/Buttons	85	Tear-Off Machine.....	158
Snouts.....	148	Steel		Tear-Off Posts.....	158
Soap/Cleaners.....	60-61	Angle and Flat Stock	47	Telescoping	
Sockets		End Caps.....	52	Magnet	228
Crank	228	Plate.....	45	Mirror.....	228
Lug/Pit.....	239	Sheet Metal.....	12-13	Temperature Gauge Adapters	74
Quick Change Plug	248	Tubing.....	48-49	Temperature Switches.....	84
Shock Eye.....	195	Steering		Temperature Tees.....	91
Spindle Nut.....	248	Arms, Sprint Car	169	Terminal Connectors.....	77
Solder Slugs.....	80	Box.....	181	Test Leads.....	76
Solenoid, Starter.....	82	Box Mounts (Sprint).....	170	Test Light.....	78
Jumper Wire.....	82	Centerlinks	181	Tether, Drag Link	169
Sonic Cleaners.....	60, 235	Column Brackets.....	180	Thermostat Housing(s).....	72
Spacer(s)		Flange Bearing.....	180	Gasket	100
Bolt	116	Loading Coupler.....	179	In-line.....	73
Caliper.....	27	Pitman Arms.....	169, 181	Restrictors	73
Crank Mandrel.....	71	Quickener Bracket.....	180	Spacer	72
Engine/Motor Mount.....	102-103	Rack Boot Cover	183	Transmission Coolers	251
Fan.....	69	Rod End Kit, Oversize.....	180	Threaded Inserts.....	50, 110
Rack and Pinion.....	183	Rod End Mounting Tab.....	180	Threaded Insert Tool.....	110
Rod End.....	116	Shaft	180	Third Link(s).....	206-207
Shock 90/10 Kit.....	205	Shaft, Collapsible.....	180	Brackets.....	205
Tapered.....	116	Shaft Collar.....	180	Thread Files	222
Thermostat Housings.....	72	Tie Rod Ends.....	182	Thread Sealant Tape	234
Tie Rod.....	183	U-Joints	180	Threaded Tube Ends	49
Upper Link Kit.....	205	Wheel Disconnects	179	Throttle	
Wheel.....	257	Wheel Extensions	179	Bell Crank.....	140
Spark Plug		Wheel Pads.....	179	Bushings.....	140
Boot Protectors.....	89	Step Drill Set.....	219	Cable.....	140
Gap Tool.....	89	Storage Cases.....	231	Linkage Kits.....	140
Indexing Shims	89	Storage Tote	244	Pedals.....	141
Indexing Tools.....	89	Suit, Drivers.....	160	Quick Release Ends.....	140
Wire looms.....	89	Surface Guard Tape	233	Return Springs.....	138-140
Wire Retainers	89	Suspension Limiter.....	213	Return Spring Bracket	140
Wire Sets.....	89	Suspension Limiter Chain.....	213	Tie Down Straps	236
Spindle(s).....	184	Suspension Set-up Tool.....	246	Tie Down Brackets	236
Checkers.....	185	Suspension Tubes	208-209	Tie Rods.....	182
Ducts.....	28	Sway Bar		Tie Rod Spacer.....	183
Nut Kits	144	Adjuster Kits.....	194	Tie Rod Stud.....	183
Nut Socket.....	248	Arms	194	Tie Rod Tubes	182
Reamers	185	Bolts.....	194	Tie Wraps	
Savers.....	185	Mounts.....	194	Nylon.....	107
Spoiler(s).....	22	Sweatshirts.....	262-262	Stainless Steel	107
Brackets.....	22	Swedge Tubes	208-209	Timing Chain Cover(s).....	94-95
Hinges.....	23	Swing Arms	215	Gaskets.....	100
Supports.....	22	Switch Panels.....	85	Seals.....	94
Spools	152	T		Timing Pointers.....	95
Spoons, Tire.....	259	Tabs, Chassis.....	51	Tin Snips.....	218
Sprayers.....	232	Tachometer Mount (Tel Tac).....	84	Tire	
Spring		Taillight Decal Kit	41	Bead Breakers.....	243
Cups.....	193	Tailshaft Seal and Bushing.....	253	Cleaner.....	245
Ramp.....	191	Tank(s)		Covers	245
Pre-loader.....	199	Air	239	Crayons	240
Shims/Spacers.....	193, 198	Breather.....	93	Durometer	240
Spring Steel	17	Overflow, Radiator.....	74	Gauge	240
Drill.....	219	Power Steering	178	Gauge Holder.....	240
Punches.....	219	Remote Fill.....	155	Grinding Discs	243
				Groovers, Heated.....	244



Tire Continued

- Log Books.....245
- Log Decals.....260
- Markers.....240
- Needler/Perforator Tool.....241
- Prep Stands.....241-242
- Relief Pre-Setter Gauge.....261
- Sander.....243
- Sipers.....242
- Soap.....245
- Softener.....62
- Spoons.....259
- Tape Measure.....260
- Temp Gauge.....260
- Wrap.....245

Titanium

- Bolts.....114
- Fastener Kits.....172-174

Toe Plates.....246

Toggle Extensions.....85

Toggle Switches.....85

Tool Tray.....166

Top Wing Posts.....167

Top Wing Trees.....167

Torque Ball Blanket.....163

Torque Converters.....252

Torque Tube Belt.....163

Torsion Arms.....170

Torsion Arm Stop.....171

Torsion Arm Stop Kit.....171

Torsion Bar Bushings.....171

Tote(s)

- Gear.....249

Tow Hooks.....42

Towel(s).....234

- Holdings.....234

Track Bar Locator Brackets.....201

Track Mats.....237

Trailing Arm(s).....216

- Brackets.....214-216
- Bushings.....216

Transfer Punches.....109

Transmission

- Blanket.....252
- Breather Kit.....251
- Dipsticks.....251
- Mount.....253
- Stand.....252
- Yokes.....253

Trays

- Can.....235
- Gear Tote.....249
- Oil Bottle.....235

Tube Clamps.....58

Tube Nuts.....121, 128

Tubing

- Aluminum.....130
- Cutters.....223
- End Caps.....52
- Notchers.....218
- Steel.....48-49, 128
- Threaded Ends.....49

U

- U-Bolts

 - Leaf Spring.....217
 - U-Joint.....153

- U-Joint(s).....153

 - U-bolt Kits.....153

- Ultrasonic Cleaners.....235
- Umbrella.....263
- Universal Brackets.....59
- Upper Link(s).....206-207

 - Brackets.....205
 - Spacer Kits.....205

- Upper Lube.....63

V

- Vacuum Line.....135
- Valve

 - Core.....261
 - Core Tool.....261
 - Lash Wrenches.....98
 - Seals.....98
 - Spring Compressor.....227
 - Stem Puller.....240
 - Stems.....261
 - Stem Caps.....261

- Valve Cover(s).....96

 - Breathers.....97
 - Gaskets.....96
 - Hold Down Fasteners.....96

- V-Belts.....71

W

- Warning Lights.....84
- Wash Plug Sets.....164

Washers

- Back-Up.....106
- Crush.....122
- Fender.....112
- Flat.....115
- Locking.....115

Water Necks.....72

Water Neck Spacer.....72

Water Pressure Warning Kit.....74

Water Pump(s).....70, 72

- Block Adapters.....72
- Cam Stop Kit.....70
- Gaskets.....100
- Pulley Kits.....70-71
- Spacer Kits.....70

Weather Pack Connector(s).....76

- Pliers.....76
- Terminal Tool.....76

Weight Jack

- Bolts.....192
- Jam Nuts.....192
- Plate.....192
- Sleeves.....192

Weld Bungs.....133

Weld-On Nuts.....50

Weld-On Snouts.....148

Wheel

- Adapter.....256
- Bearings.....143
- Bearing Grease.....143
- Bearing Seal.....144

Wheel Continued

- Bearing Spacer.....144
- Covers/Fasteners.....254-255
- Dollies.....237
- Rim Screws.....255
- Spacers.....257
- Studs.....256
- Stud Drill Bit.....256
- Wrench (Sprint).....176

Wheelie Bar Wheels.....217

Wheelie Bar Wrenches.....230

Wide Open Throttle Switch.....141

Window Dial-In Marker.....61

Window Net(s).....157

- Installation Kits.....156

Windshield.....23

- Cleaner/Polish.....60-61
- Material.....14

Windshield Support.....23

Wing

- Adjuster, Manual.....167
- Caps.....167
- Cylinders.....167
- Cylinder Line Kit.....167
- Posts.....167
- Tree.....167
- Wall Mount Brackets.....167

Wipes, Hand Cleaning.....61

Wire

- Connectors.....77
- Cutters.....231
- Heat Shrink.....78
- Primary.....75
- Loom.....75
- Safety.....222
- Terminals.....77

Wire Tie(s)

- Mounting Bases.....107
- Nylon.....107
- Stainless Steel.....107
- Tool.....107

Wrecker Hook-up Kit.....42

Wrench(es)

- Aluminum Adjustable.....230
- AN Fitting.....230
- Ball Joint.....186
- Lug.....239
- Nitrous Combination.....230
- Panhard Bar.....202
- Pinion Yoke.....248
- Quick Turn.....108
- Valve Lash.....98
- Wheelie Bar.....230
- Yoke.....248

Y

- Yokes.....153

 - Seals.....153
 - Wrench.....248

Z

Zip Tie(s)

- Mounting Bases.....107
- Nylon.....107
- Stainless Steel.....107
- Tool.....107

INCH/METRIC CONVERSION TABLE

Inch		MM	Inch		MM	Inch		MM
Fraction	Decimal		Fraction	Decimal		Fraction	Decimal	
	0.00004	0.001	17/64	0.2656	6.746		0.6693	17.0
	0.00039	0.01		0.2756	7.0	43/64	0.6719	17.066
	0.0010	0.025	9/32	0.2812	7.1437	11/16	0.6875	17.4625
	0.0020	0.051	19/64	0.2969	7.5406	45/64	0.7031	17.859
	0.0030	0.0762	5/16	0.3125	7.9375		0.7086	18.0
	0.00394	0.1		0.3150	8.0	23/32	0.7187	18.256
	0.0050	0.1270	21/64	0.3281	8.334	47/64	0.7334	18.653
	0.00984	0.25	11/32	0.3437	8.731		0.7480	19.0
	0.0100	0.254		0.3543	9.0	3/4	0.7500	19.05
1/64	0.0156	0.396	23/64	0.3594	9.1281	49/64	0.7656	19.446
1/32	0.0312	0.793	3/8	0.3750	9.525	25/32	0.7815	19.843
	0.03937	1.0	25/64	0.3906	9.9219		0.7874	20.0
3/64	0.0469	1.191		0.3937	10.0	51/64	0.7969	20.240
	0.0591	1.5	13/32	0.4062	10.318	13/16	0.8125	20.6375
1/16	0.0625	1.5875	27/64	0.4219	10.716		0.8268	21.0
5/64	0.0781	1.984		0.4331	11.0	53/64	0.8281	21.034
	0.0787	2.0	7/16	0.4375	11.1125	27/32	0.8437	21.431
3/32	0.0937	2.381	29/64	0.4531	11.509	55/64	0.8594	21.828
	0.0984	2.5	15/32	0.4687	11.906		0.8661	22.0
	0.1000	2.54		0.4724	12.0	7/8	0.8750	22.225
7/64	0.1094	2.778	31/64	0.4844	12.303	57/64	0.8906	22.621
	0.1181	3.0	1/2	0.5000	12.7		0.9055	23.0
1/8	0.1250	3.175		0.5118	13.0	29/32	0.9062	23.018
	0.1387	3.5	33/64	0.5156	13.096	59/64	0.9219	23.416
9/64	0.1406	3.571	17/32	0.5312	13.493	15/16	0.9375	23.8125
5/32	0.1562	3.968	35/64	0.5469	13.891		0.9449	24.0
	0.1575	4.0		0.5512	14.0	61/64	0.9531	24.209
11/64	0.1719	4.366	9/16	0.5625	14.2875	31/32	0.9687	24.606
	0.1772	4.5	37/64	0.5781	14.684		0.9843	25.0
3/16	0.1875	4.7625		0.5906	15.0	63/64	0.9844	25.003
	0.1969	5.0	19/32	0.5937	15.081	1	1.0000	25.4
13/64	0.2031	5.159	39/64	0.6094	15.478		1.0630	27.0
7/32	0.2187	5.556	5/8	0.6250	15.875		1.1024	28.0
15/64	0.2334	5.953		0.6299	16.0		1.1811	30.0
	0.2362	6.0	41/64	0.6406	16.271	1 1/4	1.2500	31.75
1/4	0.2500	6.35	21/32	0.6562	16.668		1.2992	33.0

Inch/Metric Conversion Factors
Inches x 25.4 = Millimeters
Millimeters x .03937 = Inches
Sq. Inches x 6.4515 = Sq. Centimeters
Sq. Centimeters x .155 = Sq. Inches
Pounds x .4536 = Kilograms
Kilograms x 2.2046 = Pounds
Lbs. per in. ² x .0703 = kg per cm ²
kg per cm ² x 14.2231 = Lbs. per In. ²
Newtons x .2248 = Pounds(Force)
Temperature Conversion (Approximate)
Degrees C = (Degrees F - 32) (.5556)
Degrees F = (Degrees C) (1.8) + 32



Dylan Parsons

Photo: Mike Rousche



Returns

To make sure that the item(s) get quickly processed, please follow these simple steps.

1. Call and request an RGA (Returned Goods Authorization) number for the merchandise you wish to return. All merchandise to be returned must be accompanied by an RGA number and be in its original packaging. The product must be unused, unaltered and unchanged from its original state (unless it is a potential warranty issue). Any merchandise returned that does not meet this criteria may be subjected to an additional handling fee or refusal.
2. Pack the parts carefully to avoid any damage during shipping. Always use a sturdy shipping carton to ship the parts back. Print your RGA number on the outside of the shipping carton. Please do not write on, use tape, or affix shipping labels to the product package itself, because we must return it to stock and we can't sell a box that is defaced.
3. We need the invoice number or, better yet, a copy of the original invoice showing when the part was purchased. Please include this information with the merchandise you're returning. We're sorry, but we can not accept returns on custom-built items.

Warranty

Allstar Performance® warrants each new product to be free from defects in both workmanship and materials for a period of ninety (90) days from the date of purchase. Product in question should either be returned to the dealer from which it was purchased, or shipped directly to Allstar Performance® along with an RGA (see above), proof of purchase and a complete description of the problem. The product must be returned freight pre-paid; COD's will not be accepted. No parts will be reviewed for inspection if modifications have been made. If, after factory inspection, the part is deemed to be defective, it will be replaced or a refund check will be issued.

Disclaimer of Warranty

ALLSTAR PERFORMANCE makes no warranties...

Allstar Performance® makes no written, oral, expressed, or implied statement of warranty or guarantee on any product sold, other than for defects in materials or workmanship as stated previously. Allstar Performance® will not assume liability for personal or property damage resulting from the use or misuse of any product we manufacture or sell, whether on the street or on the race track. Purchase and/or use of these products implies recognition and acceptance of this entire warranty and disclaimer by customer.

Printing Disclaimer...

Allstar Performance reserves the right to update, change or modify any product or policy deemed necessary without notice. Every effort has been made to avoid printing errors, in this catalog and previous versions. We disclaim any responsibility for application or specification errors.

Items That Require Additional Shipping Charges

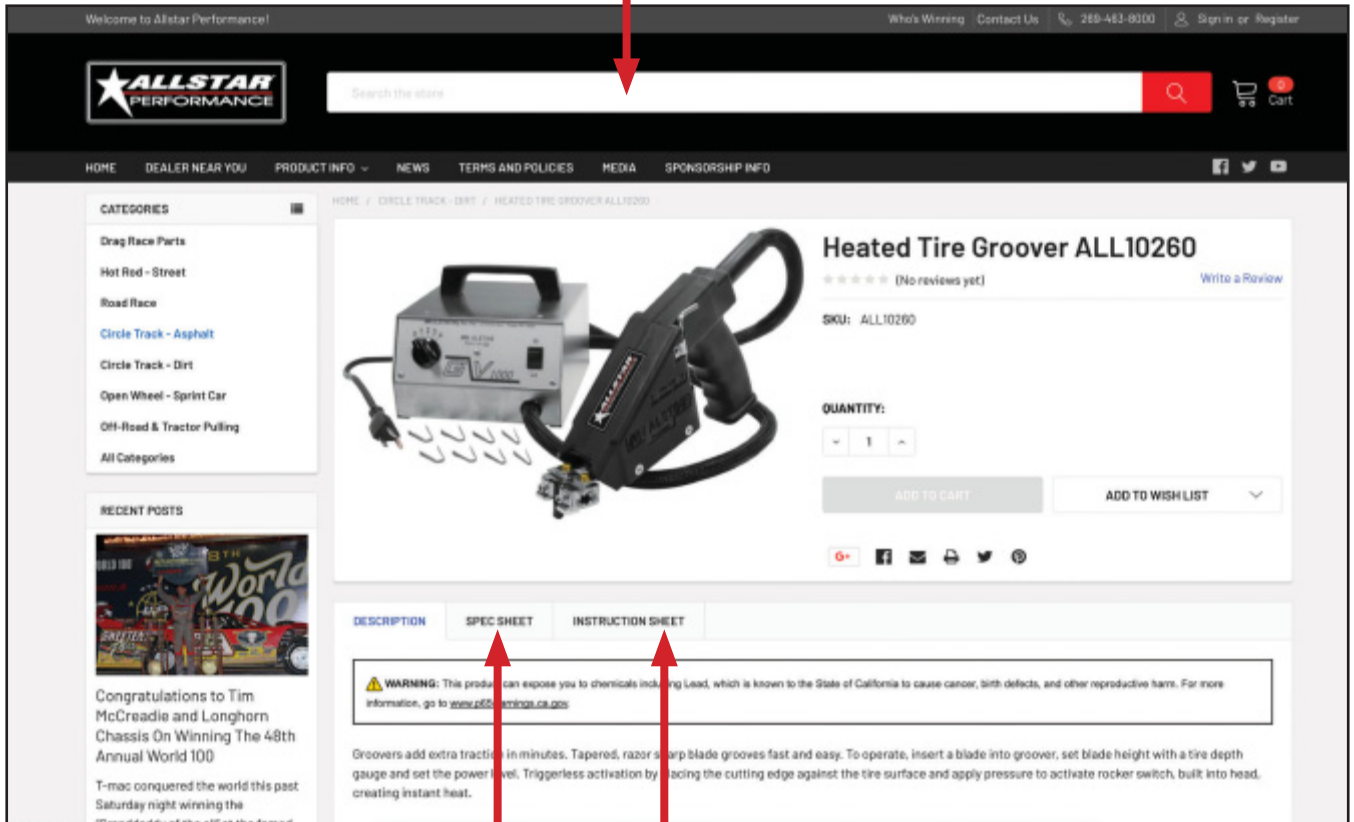
Some items in this catalog are too large for ground shipment and therefore must be shipped via truck freight (pre-paid), some of these items may also include a shipping pallet surcharge. Throughout this catalog, the parts that require truck freight or a pallet for shipment will be marked with an appropriate icon.

Note: Some packages and/or shipments may be subject to the application of dimensional weight when calculating freight charges. Dimensional weight, when applied, may be significantly greater than the actual weight of a package and/or shipment and generally applies to products which are not very heavy, but large in volume (LxWxH).



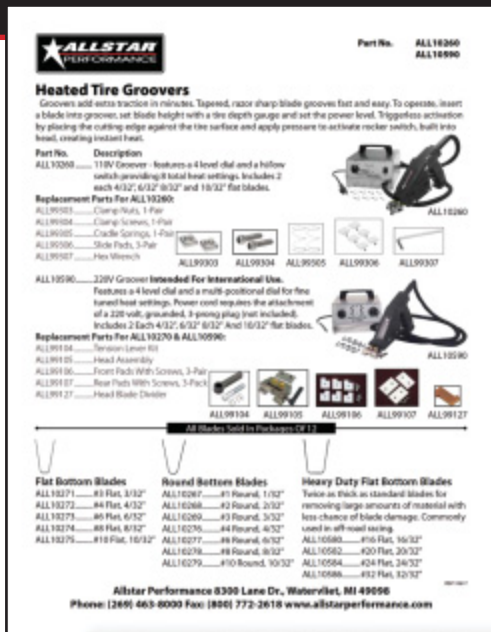
PART NUMBER AND KEYWORD LOOKUP

Type a part number or keyword into the search field to quickly locate parts.




PRODUCT INFORMATION SHEETS

Opens a printable PDF with detailed information of each item.



INSTRUCTION SHEETS

Opens a printable PDF with detailed installation and operation instructions.





ALL 100



**PERFORMANCE
PARTS & EQUIPMENT**

RACING • HOT ROD • STREET • OFF-ROAD



Allstar products are available worldwide at your local performance parts dealer.



8300 Lane Drive, Watervliet, MI 49098
269-463-8000 • Fax: 800-772-2618 • www.allstarperformance.com

