



Part No. **ALL48270**
ALL48275

Power Steering Hose

The same quality hose included in our power steering hose kits available in a variety of lengths for building custom power steering lines or making repairs. Hose is suitable for most steering applications.

Part No. Description

ALL48270-3.....-6 Power Steering Hose, 3' Long
ALL48270-6.....-6 Power Steering Hose, 6' Long
ALL48270-10-6 Power Steering Hose, 10' Long
ALL48270-15-6 Power Steering Hose, 15' Long
ALL48270-20-6 Power Steering Hose, 20' Long



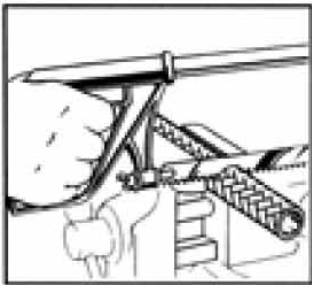
ALL48270

ALL48275-3.....-10 Stainless Hose, 3' Long
ALL48275-6.....-10 Stainless Hose, 6' Long



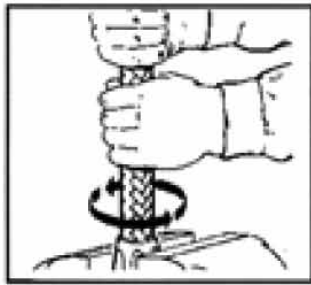
ALL48275

Step 1



Cut hose square with fine tooth hacksaw or cut off wheel.

Step 2



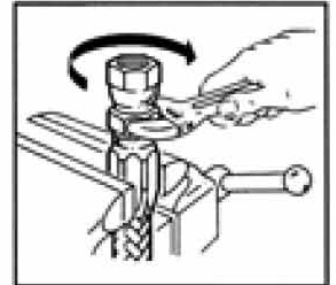
Put socket in vise and rotate hose counterclockwise into socket until it bottoms, then back off 1/4 turn. When assembling long lengths of hose put the hose in vise just tight enough to prevent turning and turn socket into the hose counterclockwise until it bottoms.

Step 3



Lubricate nipple and threads **LIBERALLY**. Use heavy oil or hose assembly lube.

Step 4



Thread nipple clockwise into socket and hose. Leave 1/32" to 1/16" clearance between nipple hex and socket.

WARNING!
Clean inside of hose after cutting. Small metal and rubber particles will damage pump and gearbox.